

**Ipswich QLD Professional**  
**Race 4: THE SHED COMPANY IPSWICH Fillies and Mares BENCHMARK**  
**58 Handicap - 1100m**  
**22 December 2022 - 14:55**

Track Rating: Soft 5, Weather: Fine, Rail Position: +8m Entire

Section		Overall	1000m	800m	600m	400m	200m	Last 600m					
Field Times		1:03.90 (0:08.39)	0:55.51 (0:10.73)	0:44.78 (0:10.70)	0:34.08 (0:10.93)	0:23.15 (0:11.13)	0:12.02 (0:12.02)	0:34.08					
Rank	TAB Horse/Jockey	Barrier	Top Speed [km/h]	Fastest Section							Margin	Distance Travelled [m]	
1	5 <b>CONTROLOCRACY</b> Brodie Loy	5	68.1 1000m	0:08.39 Overall	1:03.90 [1] (0:08.39)	0:55.51 [1] (0:10.73)	0:44.78 [2] (0:10.70)	0:34.08 [1] (0:10.93)	0:23.15 [1] (0:11.13)	0:12.02 [1] (0:12.02)	1:03.90	0:34.08	
2	4 <b>ZOUVALU</b> Ben Thompson	6	69.1 1000m	0:08.41 Overall	1:04.29 [2] (0:08.41)	0:55.88 [3] (0:10.85)	0:45.03 [3] (0:10.85)	0:34.18 [3] (0:11.01)	0:23.17 [3] (0:11.35)	0:11.82 [3] (0:11.82)	2.3L	0:34.18	+3
3	6 <b>CASROCK</b> James Orman	2	69.0 1000m	0:08.40 Overall	1:04.50 [3] (0:08.40)	0:56.10 [2] (0:10.72)	0:45.38 [1] (0:10.77)	0:34.61 [2] (0:10.94)	0:23.67 [2] (0:11.37)	0:12.30 [2] (0:12.30)	3.3L	0:34.61	-1
4	1 <b>BEACH LAP</b> Jake Molloy	1	68.1 1000m	0:08.62 Overall	1:04.87 [4] (0:08.62)	0:56.25 [5] (0:10.75)	0:45.50 [4] (0:10.86)	0:34.64 [4] (0:11.18)	0:23.46 [4] (0:11.62)	0:11.84 [4] (0:11.84)	5.3L	0:34.64	-3
5	2 <b>ALL TOO QUICK</b> Lani Allen	9	68.0 1000m	0:08.95 Overall	1:05.06 [5] (0:08.95)	0:56.11 [6] (0:10.83)	0:45.28 [6] (0:11.02)	0:34.26 [6] (0:10.94)	0:23.32 [5] (0:11.43)	0:11.89 [5] (0:11.89)	6.3L	0:34.26	-1
6	8 <b>LATE NIGHT DEVIL</b> Madeleine Wishart	3	67.4 800m	0:08.57 Overall	1:05.71 [6] (0:08.57)	0:57.14 [4] (0:10.93)	0:46.21 [5] (0:11.01)	0:35.20 [5] (0:11.33)	0:23.87 [6] (0:11.44)	0:12.43 [6] (0:12.43)	10.1L	0:35.20	+3

Scratched: Sugarpiehoneybunch (#3), Montana Lady (#7), Divenire (#9)



Horse/Jockey Name	Controlocracy
Final Rank	1
Fastest Section Time (Section)	0:08.39 (Overall)
Top Speed [km/h] (Section)	68.1 (1000m)
Race State	Finished



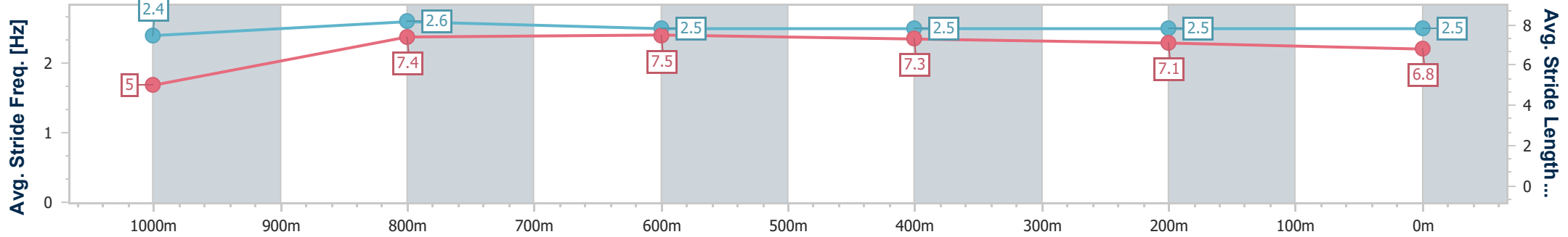
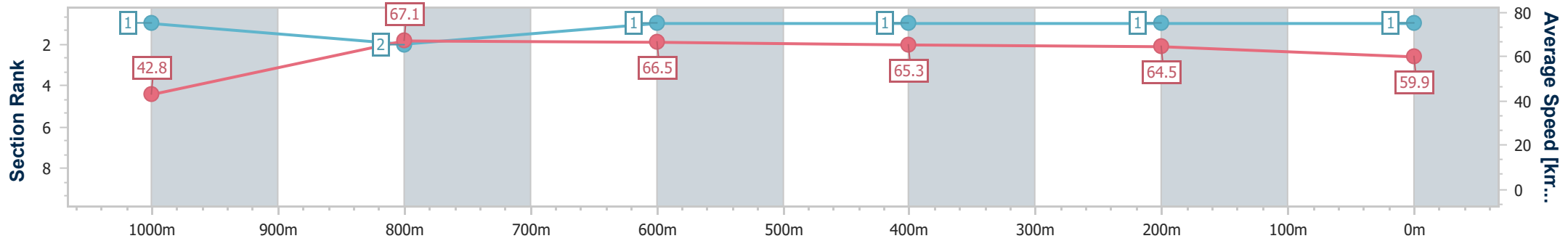
Ipswich QLD Professional  
 Race 4: THE SHED COMPANY IPSWICH Fillies and Mares  
 BENCHMARK 58 Handicap - 1100m



22 December 2022 - 14:55

Track Rating: Soft 5, Weather: Fine, Rail Position: +8m Entire

Section	Overall	1000m	800m	600m	400m	200m
Section Times	1:03.90 [1] (0:08.39)	0:55.51 [1] (0:10.73)	0:44.78 [2] (0:10.70)	0:34.08 [1] (0:10.93)	0:23.15 [1] (0:11.13)	0:12.02 [1] (0:12.02)
Average Speed [km/h]	42.8	67.1	66.5	65.3	64.5	59.9
Top Speed [km/h]	65.7	68.1	67.2	66.4	65.3	63.9
Avg. Dist. to Rail [m]	5.2	1.2	3.0	2.1	0.6	0.6
Avg. Stride Freq. [Hz]	2.4	2.6	2.5	2.5	2.5	2.5
Avg. Stride Length [m]	5.0	7.4	7.5	7.3	7.1	6.8



- [ ] Ranking at each section and finish
- .-.- No data available at this section
- NA No data available



Horse/Jockey Name	Zouvalu
Final Rank	2
Fastest Section Time (Section)	0:08.41 (Overall)
Top Speed [km/h] (Section)	69.1 (1000m)
Race State	Finished



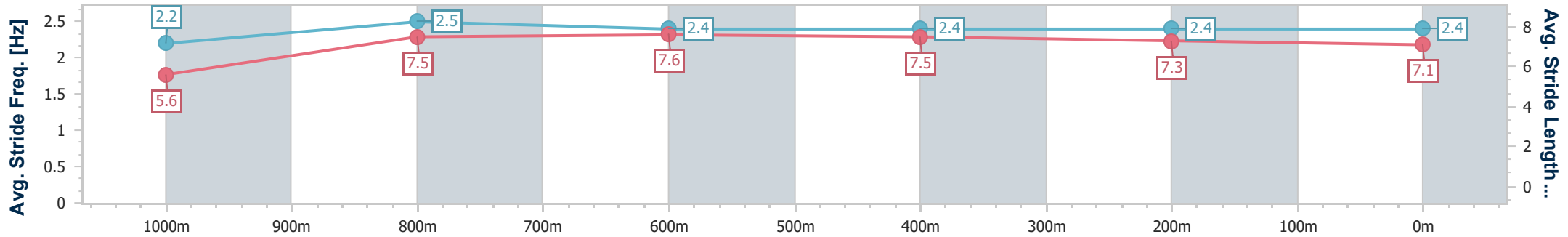
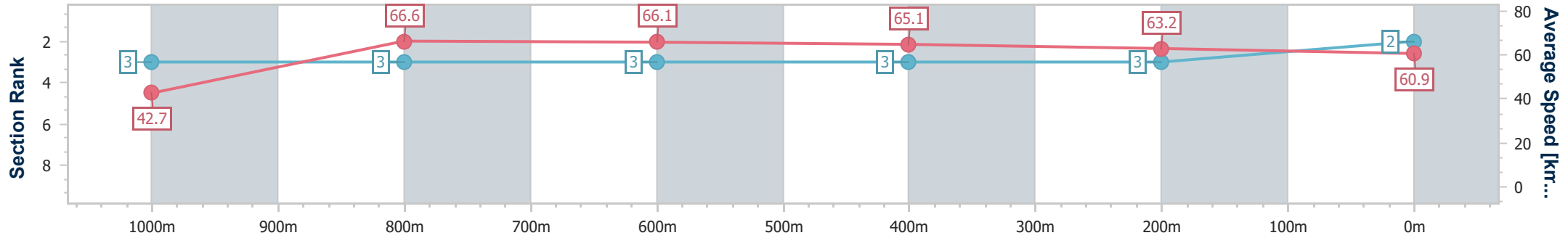
Ipswich QLD Professional  
 Race 4: THE SHED COMPANY IPSWICH Fillies and Mares  
 BENCHMARK 58 Handicap - 1100m



22 December 2022 - 14:55

Track Rating: Soft 5, Weather: Fine, Rail Position: +8m Entire

Section	Overall	1000m	800m	600m	400m	200m
Section Times	1:04.29 [2] (0:08.41)	0:55.88 [3] (0:10.85)	0:45.03 [3] (0:10.85)	0:34.18 [3] (0:11.01)	0:23.17 [3] (0:11.35)	0:11.82 [3] (0:11.82)
Average Speed [km/h]	42.7	66.6	66.1	65.1	63.2	60.9
Top Speed [km/h]	65.8	69.1	67.6	66.7	64.7	63.7
Avg. Dist. to Rail [m]	6.6	2.0	1.1	0.8	0.7	0.9
Avg. Stride Freq. [Hz]	2.2	2.5	2.4	2.4	2.4	2.4
Avg. Stride Length [m]	5.6	7.5	7.6	7.5	7.3	7.1



- [ ] Ranking at each section and finish
- .-.- No data available at this section
- NA No data available



Horse/Jockey Name	Casrock
Final Rank	3
Fastest Section Time (Section)	0:08.40 (Overall)
Top Speed [km/h] (Section)	69.0 (1000m)
Race State	Finished



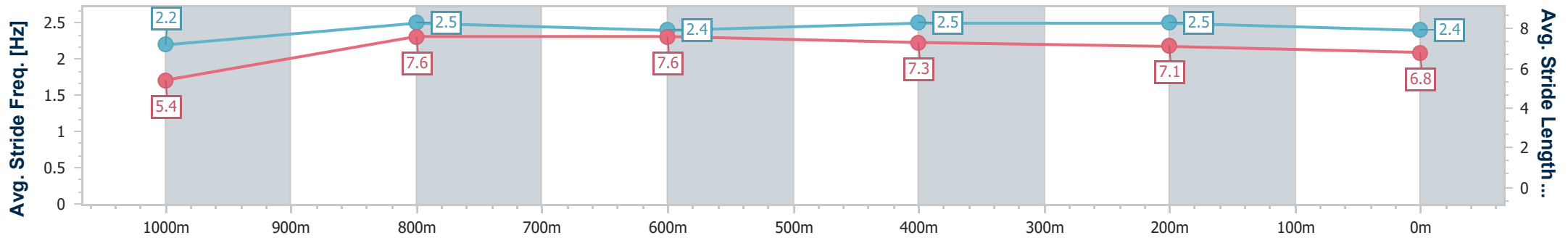
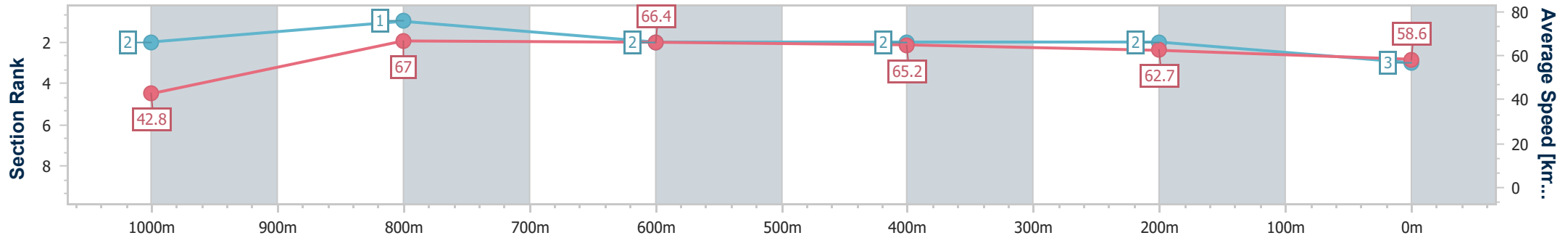
Ipswich QLD Professional  
 Race 4: THE SHED COMPANY IPSWICH Fillies and Mares  
 BENCHMARK 58 Handicap - 1100m



22 December 2022 - 14:55

Track Rating: Soft 5, Weather: Fine, Rail Position: +8m Entire

Section	Overall	1000m	800m	600m	400m	200m
Section Times	1:04.50 [3] (0:08.40)	0:56.10 [2] (0:10.72)	0:45.38 [1] (0:10.77)	0:34.61 [2] (0:10.94)	0:23.67 [2] (0:11.37)	0:12.30 [2] (0:12.30)
Average Speed [km/h]	42.8	67.0	66.4	65.2	62.7	58.6
Top Speed [km/h]	66.8	69.0	67.0	66.5	64.6	63.4
Avg. Dist. to Rail [m]	2.8	1.0	1.9	1.9	2.7	2.1
Avg. Stride Freq. [Hz]	2.2	2.5	2.4	2.5	2.5	2.4
Avg. Stride Length [m]	5.4	7.6	7.6	7.3	7.1	6.8



- [ ] Ranking at each section and finish
- .-.- No data available at this section
- NA No data available



Horse/Jockey Name	Beach Lap
Final Rank	4
Fastest Section Time (Section)	0:08.62 (Overall)
Top Speed [km/h] (Section)	68.1 (1000m)
Race State	Finished



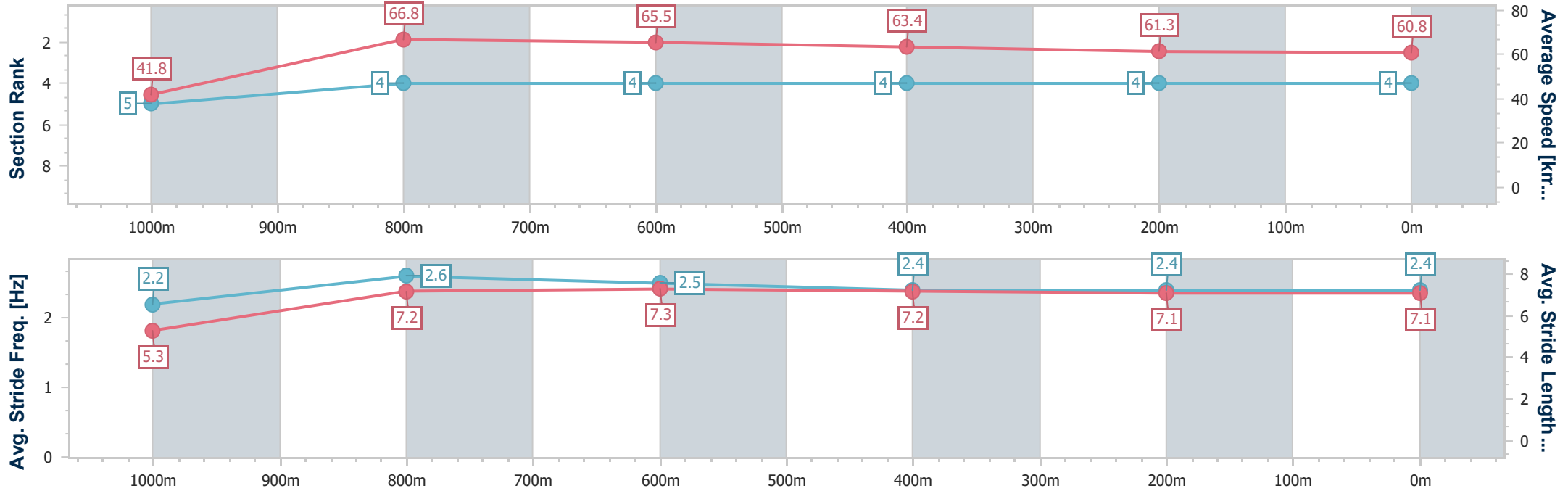
Ipswich QLD Professional  
 Race 4: THE SHED COMPANY IPSWICH Fillies and Mares  
 BENCHMARK 58 Handicap - 1100m



22 December 2022 - 14:55

Track Rating: Soft 5, Weather: Fine, Rail Position: +8m Entire

Section	Overall	1000m	800m	600m	400m	200m
Section Times	1:04.87 [4] (0:08.62)	0:56.25 [5] (0:10.75)	0:45.50 [4] (0:10.86)	0:34.64 [4] (0:11.18)	0:23.46 [4] (0:11.62)	0:11.84 [4] (0:11.84)
Average Speed [km/h]	41.8	66.8	65.5	63.4	61.3	60.8
Top Speed [km/h]	64.7	68.1	66.4	65.4	62.6	63.0
Avg. Dist. to Rail [m]	1.5	1.1	3.2	4.0	2.4	1.4
Avg. Stride Freq. [Hz]	2.2	2.6	2.5	2.4	2.4	2.4
Avg. Stride Length [m]	5.3	7.2	7.3	7.2	7.1	7.1



- [ ] Ranking at each section and finish
- .-.- No data available at this section
- NA No data available



Horse/Jockey Name	All Too Quick
Final Rank	5
Fastest Section Time (Section)	0:08.95 (Overall)
Top Speed [km/h] (Section)	68.0 (1000m)
Race State	Finished



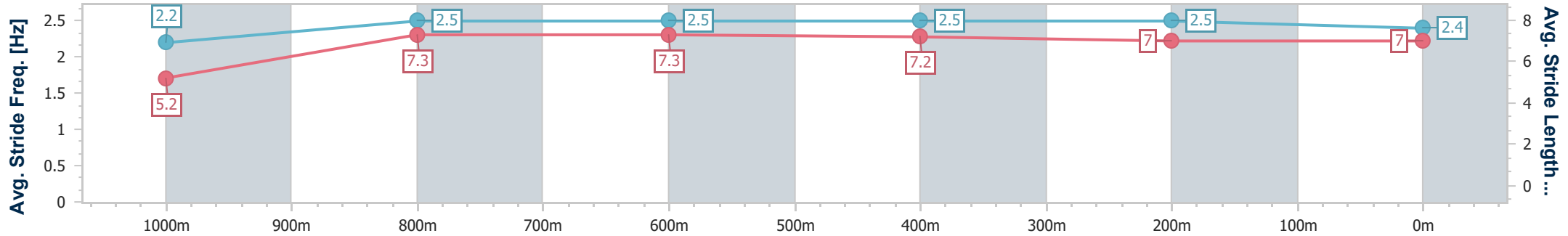
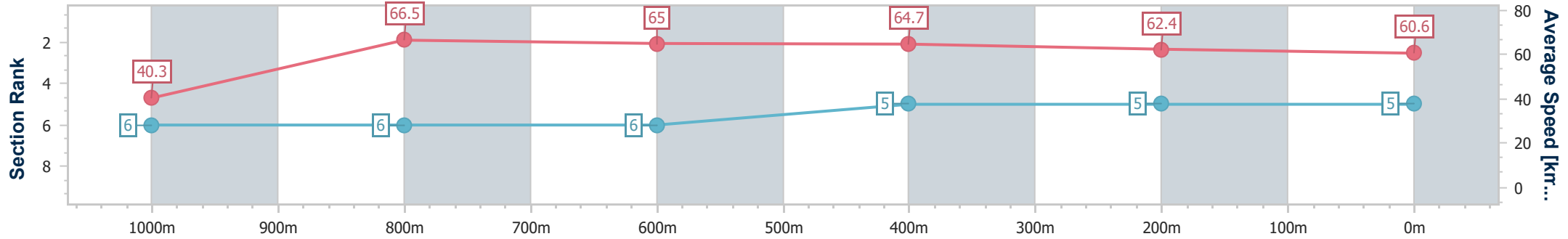
Ipswich QLD Professional  
 Race 4: THE SHED COMPANY IPSWICH Fillies and Mares  
 BENCHMARK 58 Handicap - 1100m



22 December 2022 - 14:55

Track Rating: Soft 5, Weather: Fine, Rail Position: +8m Entire

Section	Overall	1000m	800m	600m	400m	200m
Section Times	1:05.06 [5] (0:08.95)	0:56.11 [6] (0:10.83)	0:45.28 [6] (0:11.02)	0:34.26 [6] (0:10.94)	0:23.32 [5] (0:11.43)	0:11.89 [5] (0:11.89)
Average Speed [km/h]	40.3	66.5	65.0	64.7	62.4	60.6
Top Speed [km/h]	62.4	68.0	67.0	66.5	63.7	61.9
Avg. Dist. to Rail [m]	7.0	1.0	1.7	3.6	2.2	2.4
Avg. Stride Freq. [Hz]	2.2	2.5	2.5	2.5	2.5	2.4
Avg. Stride Length [m]	5.2	7.3	7.3	7.2	7.0	7.0



- [ ] Ranking at each section and finish
- .-.- No data available at this section
- NA No data available



Horse/Jockey Name	Late Night Devil
Final Rank	6
Fastest Section Time (Section)	0:08.57 (Overall)
Top Speed [km/h] (Section)	67.4 (800m)
Race State	Finished



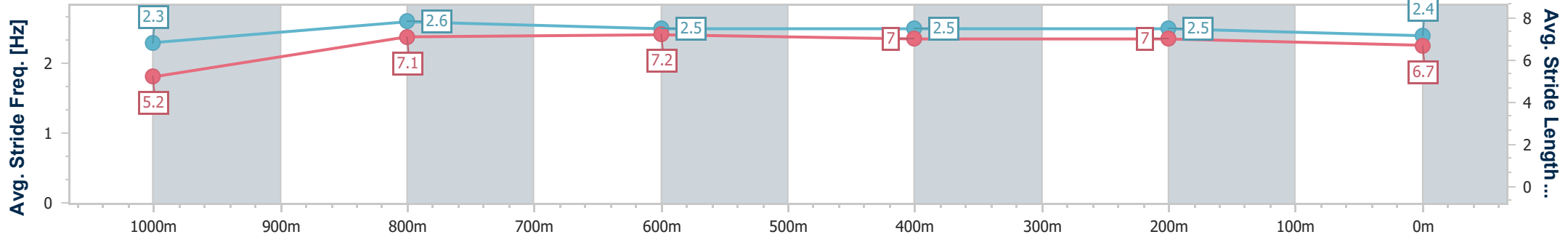
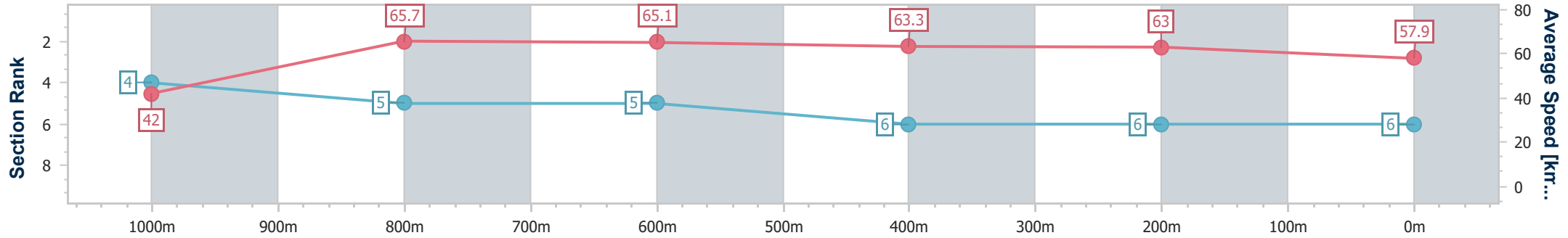
Ipswich QLD Professional  
 Race 4: THE SHED COMPANY IPSWICH Fillies and Mares  
 BENCHMARK 58 Handicap - 1100m



22 December 2022 - 14:55

Track Rating: Soft 5, Weather: Fine, Rail Position: +8m Entire

Section	Overall	1000m	800m	600m	400m	200m
Section Times	1:05.71 [6] (0:08.57)	0:57.14 [4] (0:10.93)	0:46.21 [5] (0:11.01)	0:35.20 [5] (0:11.33)	0:23.87 [6] (0:11.44)	0:12.43 [6] (0:12.43)
Average Speed [km/h]	42.0	65.7	65.1	63.3	63.0	57.9
Top Speed [km/h]	62.3	67.1	67.4	65.6	63.7	61.0
Avg. Dist. to Rail [m]	4.1	0.9	1.3	1.3	0.9	2.5
Avg. Stride Freq. [Hz]	2.3	2.6	2.5	2.5	2.5	2.4
Avg. Stride Length [m]	5.2	7.1	7.2	7.0	7.0	6.7



- [ ] Ranking at each section and finish
- .-.- No data available at this section
- NA No data available