

**Ipswich QLD Professional**  
**Race 8: IPSWICH EVENTS & ENTERTAINMENT CENTRE Colts, Geldings**  
**& Entires BENCHMARK 58 Handicap - 1100m**  
**22 December 2022 - 17:30**

Track Rating: Good 4, Weather: Fine, Rail Position: +8m Entire

Section												Last 600m		
Field Times		Overall	1000m	800m	600m	400m	200m						0:34.32	
		1:04.05 (0:08.16)	0:55.89 (0:10.74)	0:45.15 (0:10.83)	0:34.32 (0:11.26)	0:23.06 (0:11.49)	0:11.57 (0:11.57)							
Rank	TAB	Horse/Jockey	Barrier	Top Speed [km/h]	Fastest Section							Margin	Distance Travelled [m]	
1	7	<b>VODKA MARTINI</b> Taylor Marshall	8	68.6	0:08.16	1:04.05 [1] (0:08.16)	0:55.89 [1] (0:10.74)	0:45.15 [1] (0:10.83)	0:34.32 [1] (0:11.26)	0:23.06 [2] (0:11.49)	0:11.57 [1] (0:11.57)	1:04.05	0:34.32	
2	3	<b>ANARCHY</b> Jake Molloy	5	68.7	0:08.51	1:04.28 [2] (0:08.51)	0:55.77 [6] (0:10.58)	0:45.19 [3] (0:10.83)	0:34.36 [3] (0:11.27)	0:23.09 [3] (0:11.37)	0:11.72 [2] (0:11.72)	1.3L	0:34.36	+1
3	15	<b>CLAUDIUS</b> Ben Thompson	3	67.7	0:08.46	1:04.41 [3] (0:08.46)	0:55.95 [5] (0:10.76)	0:45.19 [5] (0:10.83)	0:34.36 [4] (0:11.14)	0:23.22 [4] (0:11.40)	0:11.82 [5] (0:11.82)	2.1L	0:34.36	+0
4	5	<b>START STRUTTING</b> Madeleine Wishart	7	67.3	0:08.37	1:04.50 [4] (0:08.37)	0:56.13 [3] (0:10.98)	0:45.15 [6] (0:10.84)	0:34.31 [6] (0:11.15)	0:23.16 [5] (0:11.24)	0:11.92 [3] (0:11.92)	2.6L	0:34.31	+4
5	1	<b>MICHIGAN</b> Yvette Lewis	6	67.7	0:08.97	1:04.61 [5] (0:08.97)	0:55.64 [10] (0:10.88)	0:44.76 [9] (0:10.82)	0:33.94 [9] (0:11.12)	0:22.82 [9] (0:11.08)	0:11.74 [6] (0:11.74)	3.1L	0:33.94	+0
6	6	<b>TRINITY MISSILE</b> Rikki Jamieson	4	68.1	0:08.34	1:04.65 [6] (0:08.34)	0:56.31 [2] (0:10.69)	0:45.62 [2] (0:10.72)	0:34.90 [2] (0:11.25)	0:23.65 [1] (0:11.61)	0:12.04 [4] (0:12.04)	3.3L	0:34.90	-6
7	13	<b>BULSARA</b> Larry Cassidy	10	66.7	0:08.55	1:04.69 [7] (0:08.55)	0:56.14 [7] (0:11.10)	0:45.04 [8] (0:10.82)	0:34.22 [8] (0:11.11)	0:23.11 [7] (0:11.42)	0:11.69 [7] (0:11.69)	3.5L	0:34.22	+0
8	12	<b>ZEELUCK</b> Jason Taylor	1	66.6	0:08.39	1:04.72 [8] (0:08.39)	0:56.33 [4] (0:10.83)	0:45.50 [4] (0:10.90)	0:34.60 [5] (0:11.27)	0:23.33 [6] (0:11.51)	0:11.82 [8] (0:11.82)	3.7L	0:34.60	-3
9	10	<b>AFROGINASOCK</b> Isabella Rabjones	2	66.8	0:08.64	1:05.47 [9] (0:08.64)	0:56.83 [8] (0:10.89)	0:45.94 [7] (0:10.88)	0:35.06 [7] (0:11.21)	0:23.85 [8] (0:11.58)	0:12.27 [9] (0:12.27)	8L	0:35.06	-3
10	11	<b>SUMMER STAR</b> Corey Bayliss	9	65.8	0:08.85	1:05.51 [10] (0:08.85)	0:56.66 [9] (0:11.14)	0:45.52 [10] (0:11.03)	0:34.49 [10] (0:11.15)	0:23.34 [10] (0:11.45)	0:11.89 [10] (0:11.89)	8.2L	0:34.49	-1

Scratched: Pocketrocket (#9), Atlantic Way (#2), Wowit's Willywonka (#8), Boodua Romance (#4), That's A Miracle (#14)



Horse/Jockey Name	Vodka Martini
Final Rank	1
Fastest Section Time (Section)	0:08.16 (Overall)
Top Speed [km/h] (Section)	68.6 (1000m)
Race State	Finished



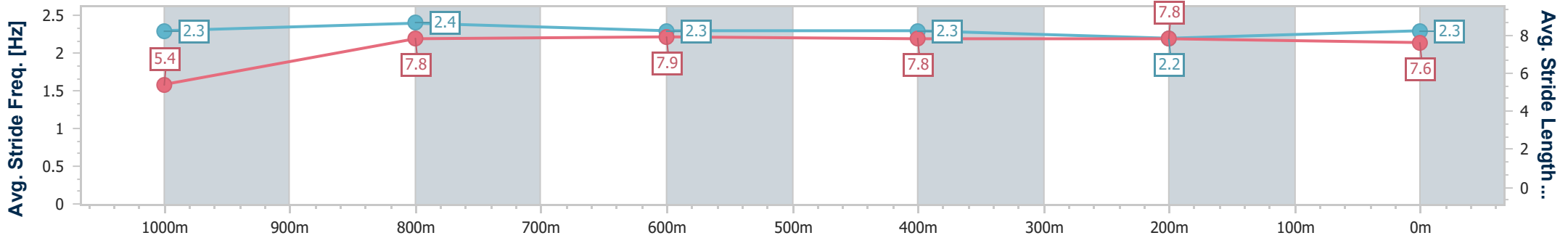
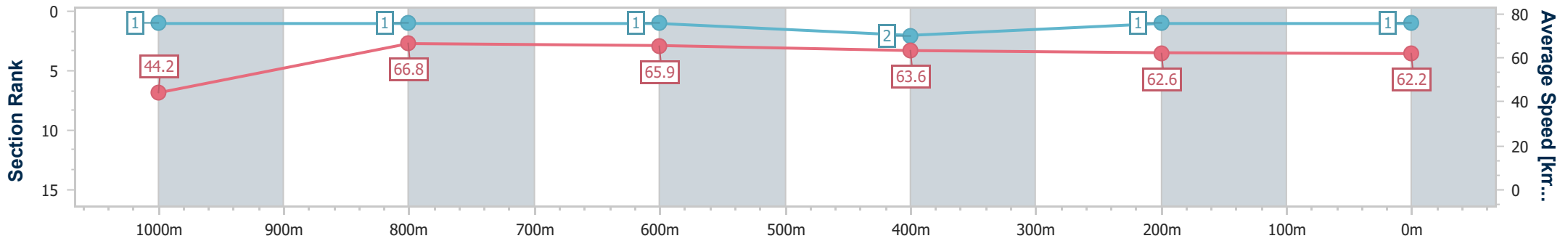
Ipswich QLD Professional  
 Race 8: IPSWICH EVENTS & ENTERTAINMENT CENTRE Colts,  
 Geldings & Entires BENCHMARK 58 Handicap - 1100m



22 December 2022 - 17:30

Track Rating: Good 4, Weather: Fine, Rail Position: +8m Entire

Section	Overall	1000m	800m	600m	400m	200m
Section Times	1:04.05 [1] (0:08.16)	0:55.89 [1] (0:10.74)	0:45.15 [1] (0:10.83)	0:34.32 [1] (0:11.26)	0:23.06 [2] (0:11.49)	0:11.57 [1] (0:11.57)
Average Speed [km/h]	44.2	66.8	65.9	63.6	62.6	62.2
Top Speed [km/h]	65.7	68.6	67.8	64.7	63.4	63.1
Avg. Dist. to Rail [m]	5.7	1.7	1.8	1.2	0.5	0.4
Avg. Stride Freq. [Hz]	2.3	2.4	2.3	2.3	2.2	2.3
Avg. Stride Length [m]	5.4	7.8	7.9	7.8	7.8	7.6



- [ ] Ranking at each section and finish
- .-.- No data available at this section
- NA No data available



Horse/Jockey Name	Anarchy
Final Rank	2
Fastest Section Time (Section)	0:08.51 (Overall)
Top Speed [km/h] (Section)	68.7 (1000m)
Race State	Finished



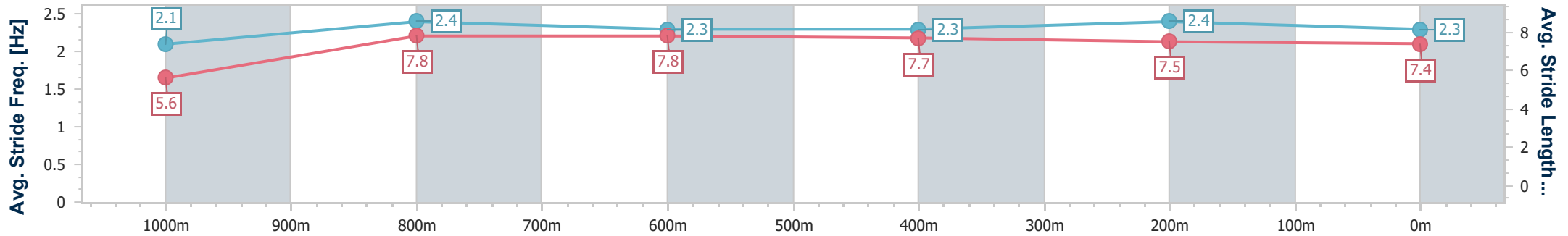
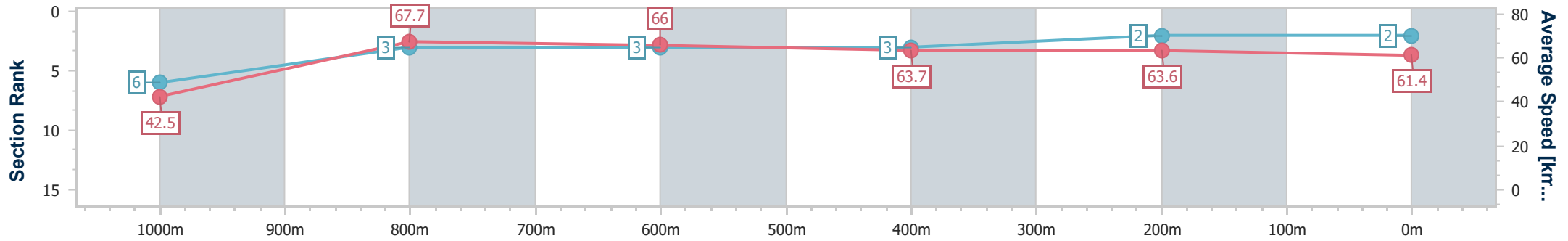
Ipswich QLD Professional  
 Race 8: IPSWICH EVENTS & ENTERTAINMENT CENTRE Colts,  
 Geldings & Entires BENCHMARK 58 Handicap - 1100m



22 December 2022 - 17:30

Track Rating: Good 4, Weather: Fine, Rail Position: +8m Entire

Section	Overall	1000m	800m	600m	400m	200m
Section Times	1:04.28 [2] (0:08.51)	0:55.77 [6] (0:10.58)	0:45.19 [3] (0:10.83)	0:34.36 [3] (0:11.27)	0:23.09 [3] (0:11.37)	0:11.72 [2] (0:11.72)
Average Speed [km/h]	42.5	67.7	66.0	63.7	63.6	61.4
Top Speed [km/h]	65.2	68.7	68.1	65.2	64.3	63.3
Avg. Dist. to Rail [m]	3.8	1.4	1.8	0.8	2.0	3.7
Avg. Stride Freq. [Hz]	2.1	2.4	2.3	2.3	2.4	2.3
Avg. Stride Length [m]	5.6	7.8	7.8	7.7	7.5	7.4



- [ ] Ranking at each section and finish
- .-.- No data available at this section
- NA No data available



Horse/Jockey Name	Claudius
Final Rank	3
Fastest Section Time (Section)	0:08.46 (Overall)
Top Speed [km/h] (Section)	67.7 (1000m)
Race State	Finished



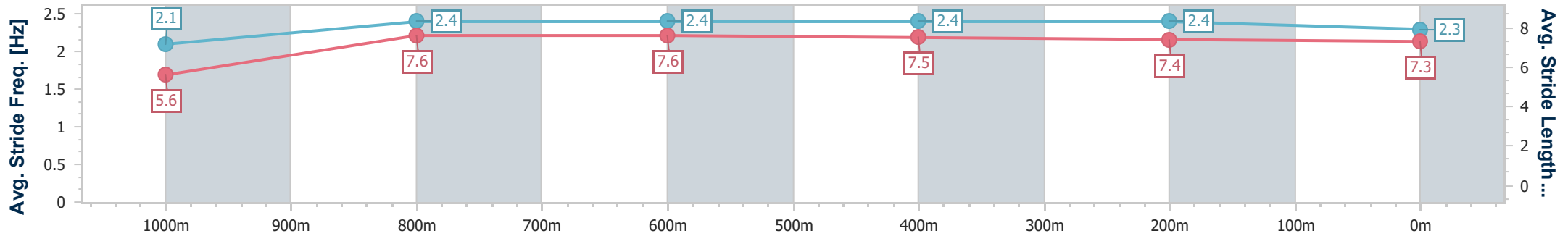
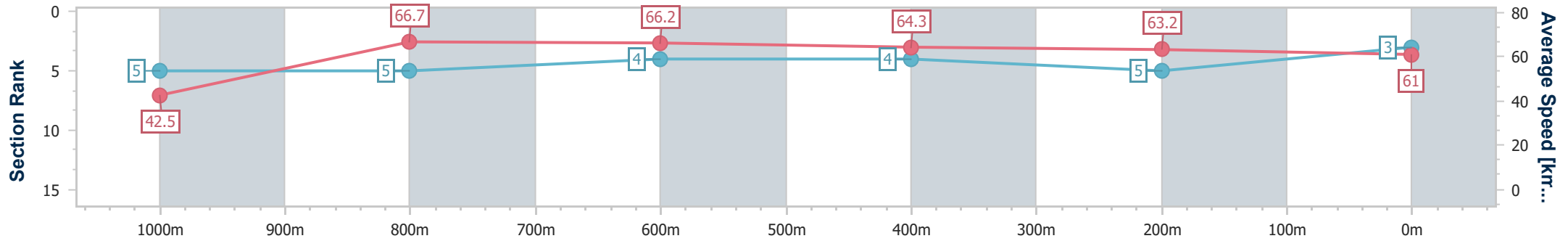
Ipswich QLD Professional  
 Race 8: IPSWICH EVENTS & ENTERTAINMENT CENTRE Colts,  
 Geldings & Entires BENCHMARK 58 Handicap - 1100m



22 December 2022 - 17:30

Track Rating: Good 4, Weather: Fine, Rail Position: +8m Entire

Section	Overall	1000m	800m	600m	400m	200m
Section Times	1:04.41 [3] (0:08.46)	0:55.95 [5] (0:10.76)	0:45.19 [5] (0:10.83)	0:34.36 [4] (0:11.14)	0:23.22 [4] (0:11.40)	0:11.82 [5] (0:11.82)
Average Speed [km/h]	42.5	66.7	66.2	64.3	63.2	61.0
Top Speed [km/h]	65.0	67.7	67.2	65.5	64.7	63.1
Avg. Dist. to Rail [m]	1.5	0.9	1.4	1.0	0.9	1.9
Avg. Stride Freq. [Hz]	2.1	2.4	2.4	2.4	2.4	2.3
Avg. Stride Length [m]	5.6	7.6	7.6	7.5	7.4	7.3



- [ ] Ranking at each section and finish
- .-.- No data available at this section
- NA No data available



Horse/Jockey Name	Start Strutting
Final Rank	4
Fastest Section Time (Section)	0:08.37 (Overall)
Top Speed [km/h] (Section)	67.3 (800m)
Race State	Finished



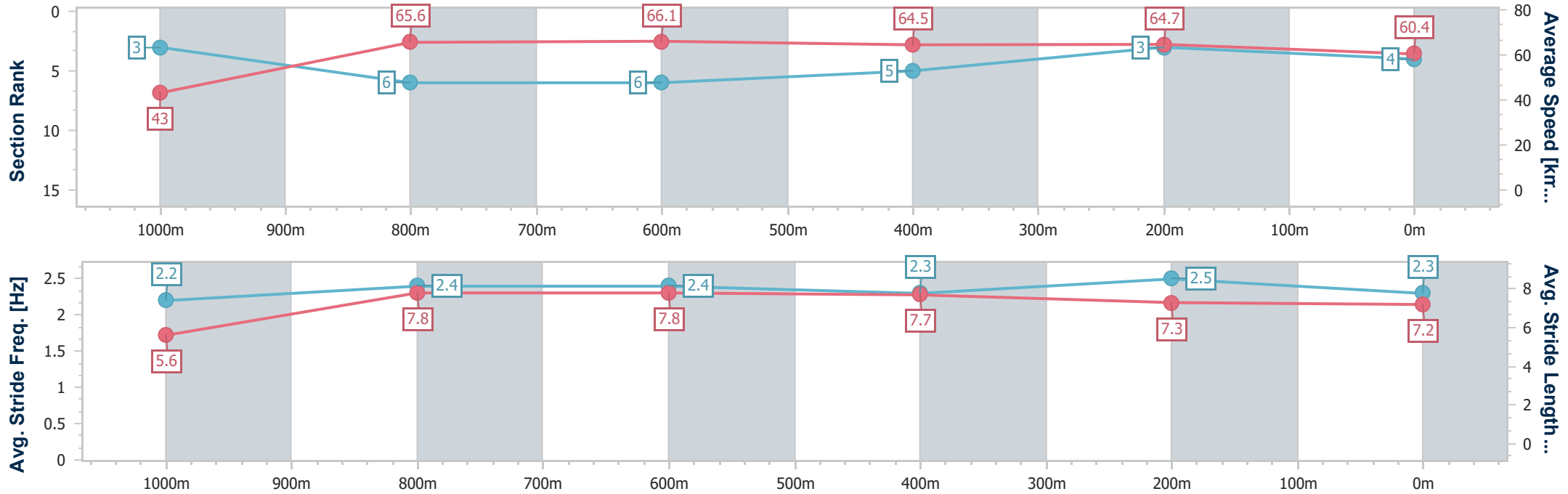
Ipswich QLD Professional  
 Race 8: IPSWICH EVENTS & ENTERTAINMENT CENTRE Colts,  
 Geldings & Entires BENCHMARK 58 Handicap - 1100m



22 December 2022 - 17:30

Track Rating: Good 4, Weather: Fine, Rail Position: +8m Entire

Section	Overall	1000m	800m	600m	400m	200m
Section Times	1:04.50 [4] (0:08.37)	0:56.13 [3] (0:10.98)	0:45.15 [6] (0:10.84)	0:34.31 [6] (0:11.15)	0:23.16 [5] (0:11.24)	0:11.92 [3] (0:11.92)
Average Speed [km/h]	43.0	65.6	66.1	64.5	64.7	60.4
Top Speed [km/h]	63.8	66.7	67.3	65.8	66.2	63.5
Avg. Dist. to Rail [m]	4.9	0.9	1.1	0.7	2.8	4.9
Avg. Stride Freq. [Hz]	2.2	2.4	2.4	2.3	2.5	2.3
Avg. Stride Length [m]	5.6	7.8	7.8	7.7	7.3	7.2



- [ ] Ranking at each section and finish
- .-.- No data available at this section
- NA No data available



Horse/Jockey Name	Michigan
Final Rank	5
Fastest Section Time (Section)	0:08.97 (Overall)
Top Speed [km/h] (Section)	67.7 (400m)
Race State	Finished



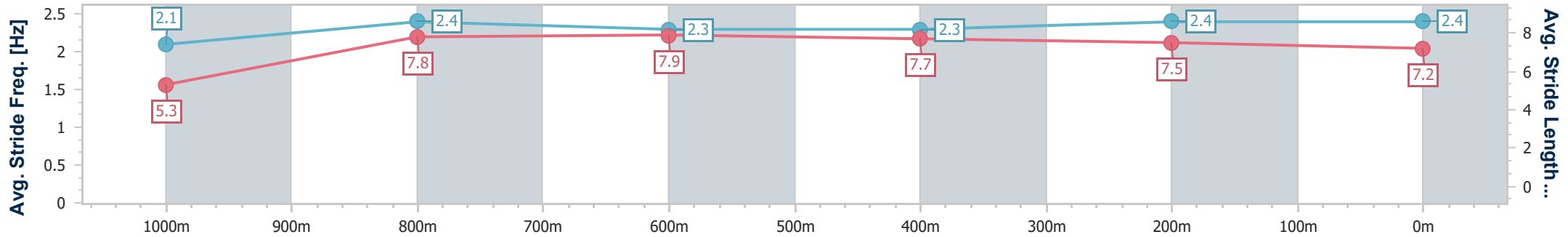
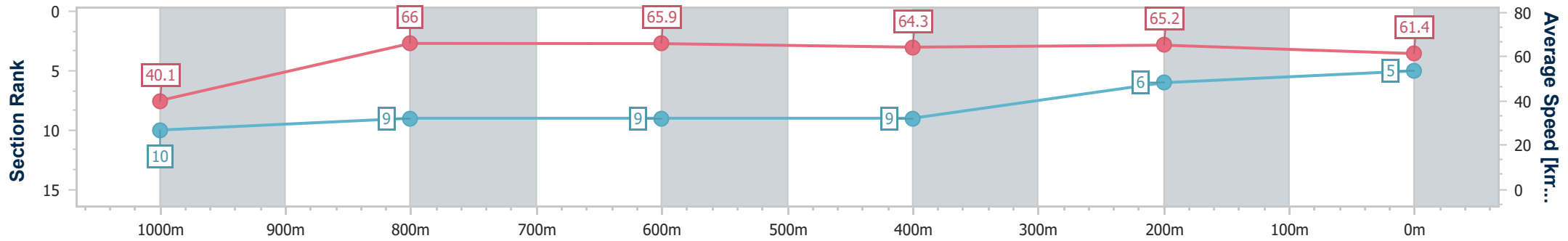
Ipswich QLD Professional  
 Race 8: IPSWICH EVENTS & ENTERTAINMENT CENTRE Colts,  
 Geldings & Entires BENCHMARK 58 Handicap - 1100m



22 December 2022 - 17:30

Track Rating: Good 4, Weather: Fine, Rail Position: +8m Entire

Section	Overall	1000m	800m	600m	400m	200m
Section Times	1:04.61 [5] (0:08.97)	0:55.64 [10] (0:10.88)	0:44.76 [9] (0:10.82)	0:33.94 [9] (0:11.12)	0:22.82 [9] (0:11.08)	0:11.74 [6] (0:11.74)
Average Speed [km/h]	40.1	66.0	65.9	64.3	65.2	61.4
Top Speed [km/h]	64.8	66.9	66.6	65.6	67.7	67.1
Avg. Dist. to Rail [m]	5.0	0.7	2.7	2.2	2.1	6.6
Avg. Stride Freq. [Hz]	2.1	2.4	2.3	2.3	2.4	2.4
Avg. Stride Length [m]	5.3	7.8	7.9	7.7	7.5	7.2



- [ ] Ranking at each section and finish
- .-.-.- No data available at this section
- NA No data available



Horse/Jockey Name	Trinity Missile
Final Rank	6
Fastest Section Time (Section)	0:08.34 (Overall)
Top Speed [km/h] (Section)	68.1 (1000m)
Race State	Finished



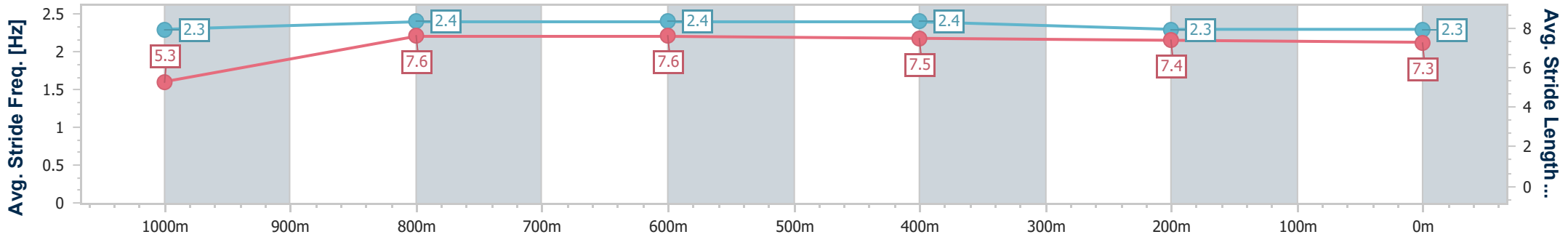
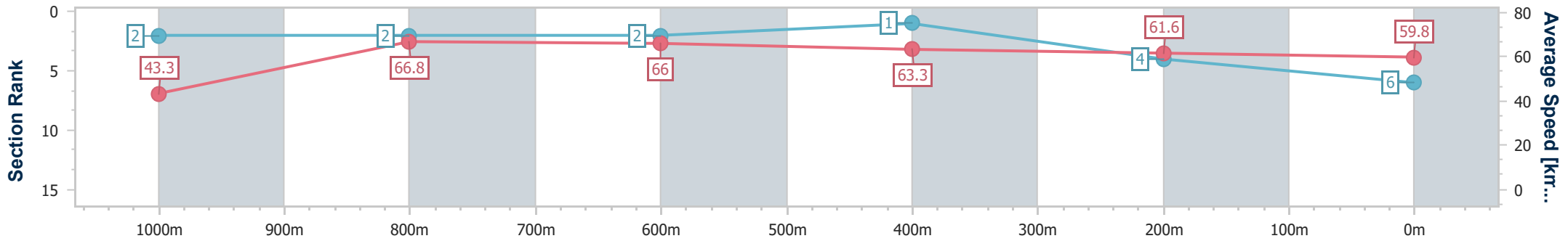
Ipswich QLD Professional  
 Race 8: IPSWICH EVENTS & ENTERTAINMENT CENTRE Colts,  
 Geldings & Entires BENCHMARK 58 Handicap - 1100m



22 December 2022 - 17:30

Track Rating: Good 4, Weather: Fine, Rail Position: +8m Entire

Section	Overall	1000m	800m	600m	400m	200m
Section Times	1:04.65 [6] (0:08.34)	0:56.31 [2] (0:10.69)	0:45.62 [2] (0:10.72)	0:34.90 [2] (0:11.25)	0:23.65 [1] (0:11.61)	0:12.04 [4] (0:12.04)
Average Speed [km/h]	43.3	66.8	66.0	63.3	61.6	59.8
Top Speed [km/h]	65.6	68.1	67.7	64.4	62.4	60.8
Avg. Dist. to Rail [m]	2.1	2.3	4.2	3.3	1.1	0.3
Avg. Stride Freq. [Hz]	2.3	2.4	2.4	2.4	2.3	2.3
Avg. Stride Length [m]	5.3	7.6	7.6	7.5	7.4	7.3



- [ ] Ranking at each section and finish
- .-.- No data available at this section
- NA No data available



Horse/Jockey Name	Bulsara
Final Rank	7
Fastest Section Time (Section)	0:08.55 (Overall)
Top Speed [km/h] (Section)	66.7 (800m)
Race State	Finished



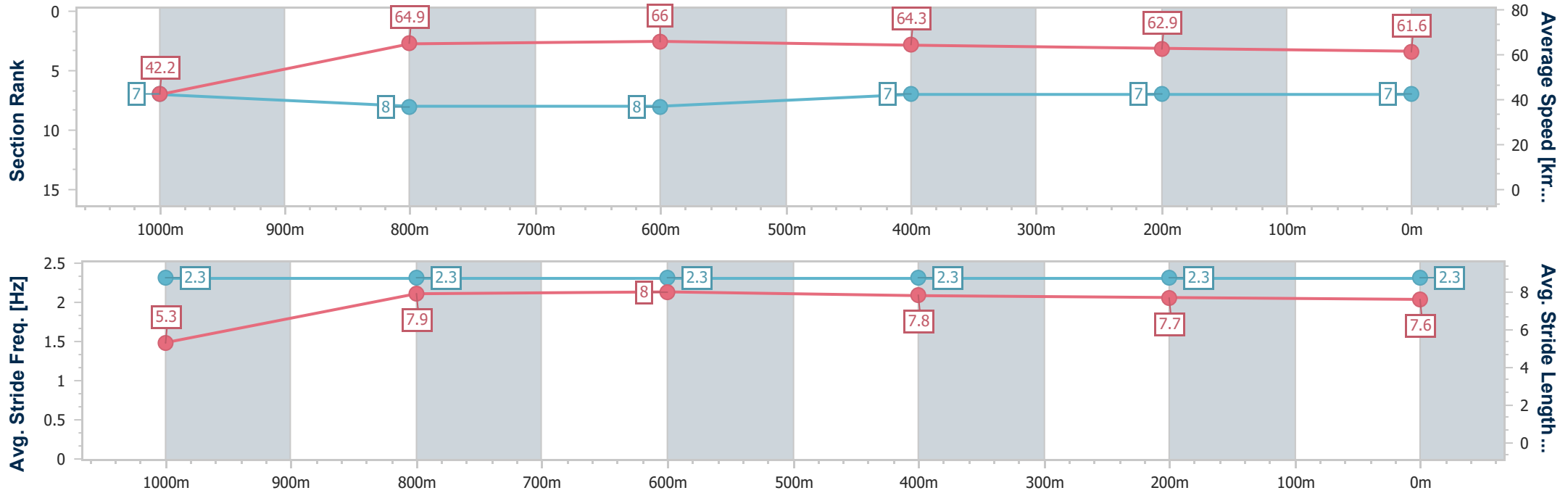
Ipswich QLD Professional  
 Race 8: IPSWICH EVENTS & ENTERTAINMENT CENTRE Colts,  
 Geldings & Entires BENCHMARK 58 Handicap - 1100m



22 December 2022 - 17:30

Track Rating: Good 4, Weather: Fine, Rail Position: +8m Entire

Section	Overall	1000m	800m	600m	400m	200m
Section Times	1:04.69 [7] (0:08.55)	0:56.14 [7] (0:11.10)	0:45.04 [8] (0:10.82)	0:34.22 [8] (0:11.11)	0:23.11 [7] (0:11.42)	0:11.69 [7] (0:11.69)
Average Speed [km/h]	42.2	64.9	66.0	64.3	62.9	61.6
Top Speed [km/h]	64.0	66.5	66.7	65.3	64.1	63.0
Avg. Dist. to Rail [m]	7.7	1.6	2.2	1.8	1.1	2.9
Avg. Stride Freq. [Hz]	2.3	2.3	2.3	2.3	2.3	2.3
Avg. Stride Length [m]	5.3	7.9	8.0	7.8	7.7	7.6



- [ ] Ranking at each section and finish
- .-.- No data available at this section
- NA No data available





Horse/Jockey Name	Zeeluck
Final Rank	8
Fastest Section Time (Section)	0:08.39 (Overall)
Top Speed [km/h] (Section)	66.6 (1000m)
Race State	Finished



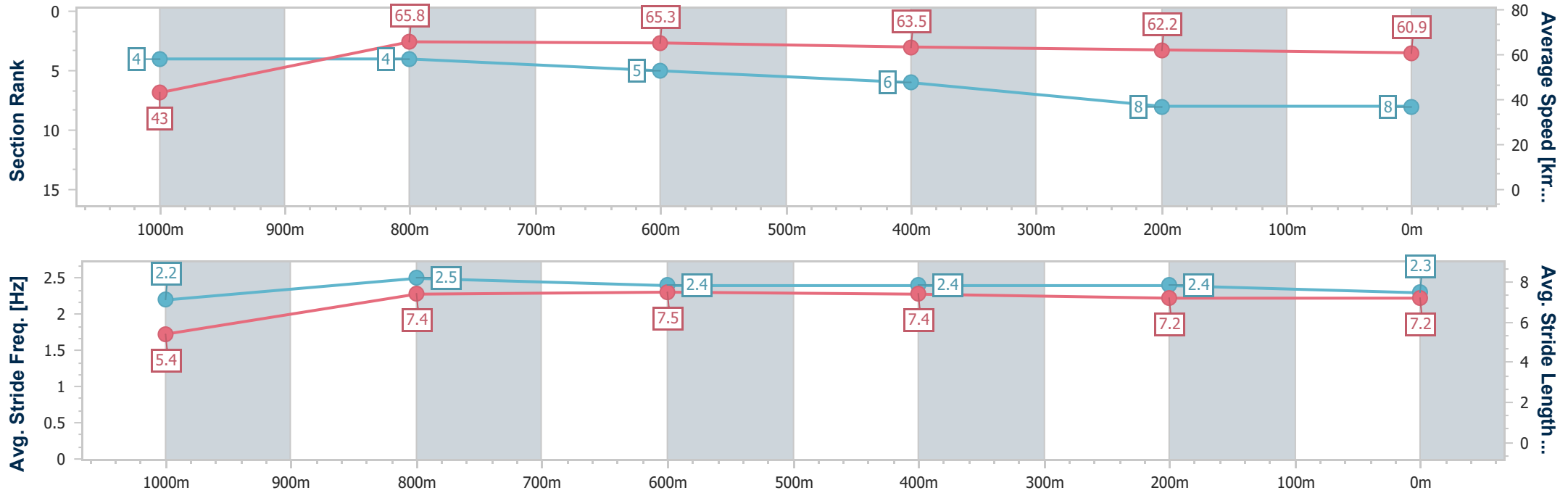
Ipswich QLD Professional  
 Race 8: IPSWICH EVENTS & ENTERTAINMENT CENTRE Colts,  
 Geldings & Entires BENCHMARK 58 Handicap - 1100m



22 December 2022 - 17:30

Track Rating: Good 4, Weather: Fine, Rail Position: +8m Entire

Section	Overall	1000m	800m	600m	400m	200m
Section Times	1:04.72 [8] (0:08.39)	0:56.33 [4] (0:10.83)	0:45.50 [4] (0:10.90)	0:34.60 [5] (0:11.27)	0:23.33 [6] (0:11.51)	0:11.82 [8] (0:11.82)
Average Speed [km/h]	43.0	65.8	65.3	63.5	62.2	60.9
Top Speed [km/h]	64.0	66.6	66.6	64.9	63.3	62.6
Avg. Dist. to Rail [m]	2.4	3.4	2.6	1.7	0.8	1.3
Avg. Stride Freq. [Hz]	2.2	2.5	2.4	2.4	2.4	2.3
Avg. Stride Length [m]	5.4	7.4	7.5	7.4	7.2	7.2



- [ ] Ranking at each section and finish
- .-.- No data available at this section
- NA No data available



Horse/Jockey Name	Afroginasock
Final Rank	9
Fastest Section Time (Section)	0:08.64 (Overall)
Top Speed [km/h] (Section)	66.8 (1000m)
Race State	Finished



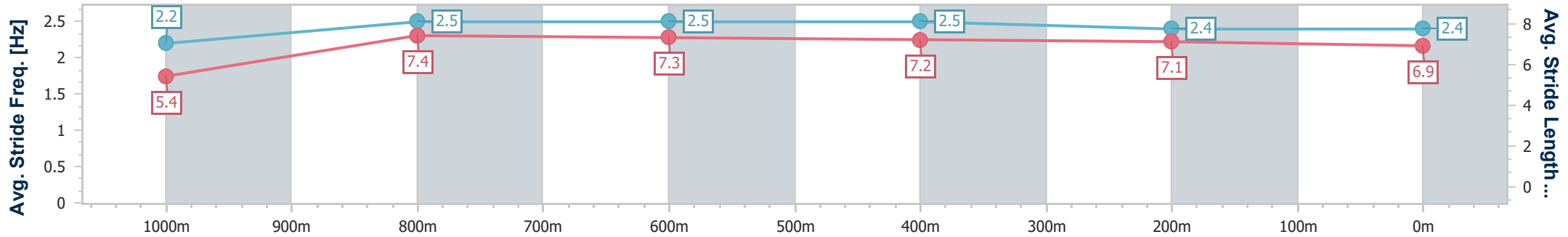
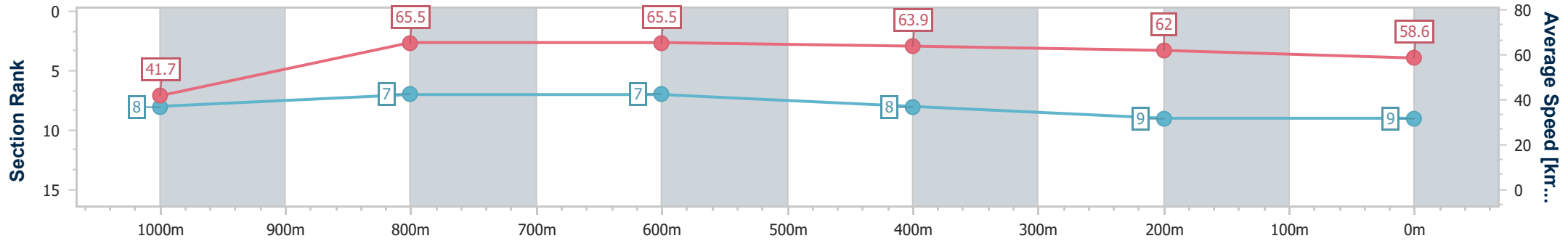
Ipswich QLD Professional  
 Race 8: IPSWICH EVENTS & ENTERTAINMENT CENTRE Colts,  
 Geldings & Entires BENCHMARK 58 Handicap - 1100m



22 December 2022 - 17:30

Track Rating: Good 4, Weather: Fine, Rail Position: +8m Entire

Section	Overall	1000m	800m	600m	400m	200m
Section Times	1:05.47 [9] (0:08.64)	0:56.83 [8] (0:10.89)	0:45.94 [7] (0:10.88)	0:35.06 [7] (0:11.21)	0:23.85 [8] (0:11.58)	0:12.27 [9] (0:12.27)
Average Speed [km/h]	41.7	65.5	65.5	63.9	62.0	58.6
Top Speed [km/h]	63.3	66.8	66.7	65.1	63.1	63.0
Avg. Dist. to Rail [m]	1.8	3.6	2.6	1.4	1.0	2.5
Avg. Stride Freq. [Hz]	2.2	2.5	2.5	2.5	2.4	2.4
Avg. Stride Length [m]	5.4	7.4	7.3	7.2	7.1	6.9



- [ ] Ranking at each section and finish
- .-.- No data available at this section
- NA No data available



Horse/Jockey Name	Summer Star
Final Rank	10
Fastest Section Time (Section)	0:08.85 (Overall)
Top Speed [km/h] (Section)	65.8 (800m)
Race State	Finished



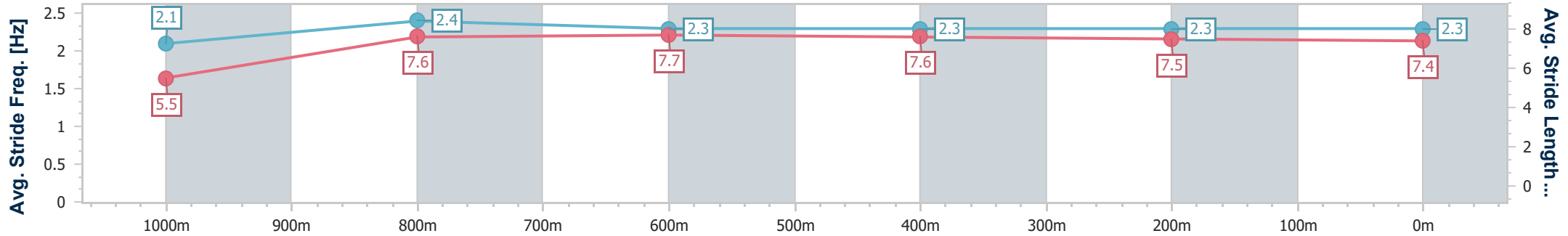
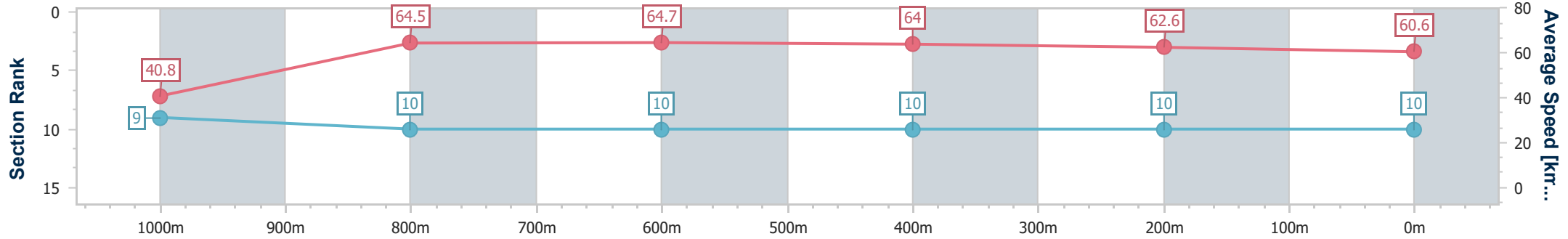
Ipswich QLD Professional  
 Race 8: IPSWICH EVENTS & ENTERTAINMENT CENTRE Colts,  
 Geldings & Entires BENCHMARK 58 Handicap - 1100m



22 December 2022 - 17:30

Track Rating: Good 4, Weather: Fine, Rail Position: +8m Entire

Section	Overall	1000m	800m	600m	400m	200m
Section Times	1:05.51 [10] (0:08.85)	0:56.66 [9] (0:11.14)	0:45.52 [10] (0:11.03)	0:34.49 [10] (0:11.15)	0:23.34 [10] (0:11.45)	0:11.89 [10] (0:11.89)
Average Speed [km/h]	40.8	64.5	64.7	64.0	62.6	60.6
Top Speed [km/h]	61.8	65.4	65.8	65.2	64.5	62.2
Avg. Dist. to Rail [m]	6.4	0.5	2.3	2.1	1.1	0.4
Avg. Stride Freq. [Hz]	2.1	2.4	2.3	2.3	2.3	2.3
Avg. Stride Length [m]	5.5	7.6	7.7	7.6	7.5	7.4



- [ ] Ranking at each section and finish
- .-.- No data available at this section
- NA No data available