



Eagle Farm QLD Professional

Race 5: SKY RACING BENCHMARK 72 Handicap - 1810m

18 February 2023 - 14:29



BRISBANE
RACING CLUB

Track Rating: Good 4, Weather: Fine, Rail Position: +2m Entire Course

Section		Overall											Last 600m				
Field Times		1:49.85											0:35.38				
		(0:14.97)											(0:11.62)				
		1600m	1400m	1200m	1000m	800m	600m	400m	200m	100m	50m	25m	12.5m				
		1:34.88	1:23.16	1:11.55	0:59.58	0:47.26	0:35.38	0:23.16	0:11.55	0:09.58	0:07.26	0:05.38	0:03.38				
		(0:11.72)	(0:11.61)	(0:11.97)	(0:12.32)	(0:11.88)	(0:11.62)	(0:11.62)	(0:11.62)	(0:11.62)	(0:11.62)	(0:11.62)	(0:11.62)				
Rank	TAB Horse/Jockey	Barrier	Top Speed [km/h]	Fastest Section	Overall	1600m	1400m	1200m	1000m	800m	600m	400m	200m	100m	50m	12.5m	Distance Travelled [m]
1	10 KOPANGI Samantha Collett	10	65.3 400m	0:11.34 400m	1:49.85 [1] (0:15.49)	1:34.36 [6] (0:11.99)	1:22.37 [6] (0:11.56)	1:10.81 [6] (0:11.93)	0:58.88 [5] (0:12.15)	0:46.73 [5] (0:11.86)	0:34.87 [5] (0:11.43)	0:34.87					
2	2 WARP SPEED James Orman	8	64.7 600m	0:11.42 400m	1:49.88 [2] (0:15.29)	1:34.59 [4] (0:11.66)	1:22.93 [3] (0:11.67)	1:11.26 [3] (0:11.94)	0:59.32 [3] (0:12.23)	0:47.09 [3] (0:11.91)	0:35.18 [3] (0:11.47)	0:35.18	+4				
3	3 COUP DE TONNERRE Kyle Wilson-Taylor	4	64.1 400m	0:11.48 400m	1:50.35 [3] (0:15.07)	1:35.28 [3] (0:12.03)	1:23.25 [4] (0:11.74)	1:11.51 [4] (0:11.98)	0:59.53 [4] (0:12.11)	0:47.42 [4] (0:11.82)	0:35.60 [4] (0:11.69)	0:35.60	+9				
4	8 PORTNOY Larry Cassidy	5	63.4 1400m	0:11.62 400m	1:50.41 [4] (0:15.02)	1:35.39 [2] (0:11.78)	1:23.61 [2] (0:11.64)	1:11.97 [2] (0:11.93)	1:00.04 [2] (0:12.24)	0:47.80 [2] (0:11.91)	0:35.89 [2] (0:11.64)	0:35.89	+12				
5	4 RED LIGHT ROXANNE Ben Thompson	11	64.3 400m	0:11.43 400m	1:50.48 [5] (0:15.63)	1:34.85 [7] (0:11.98)	1:22.87 [7] (0:11.63)	1:11.24 [7] (0:12.01)	0:59.23 [7] (0:12.14)	0:47.09 [7] (0:11.82)	0:35.27 [7] (0:11.63)	0:35.27	+9				
6	11 VIVENZO Anthony Allen	9	64.4 600m	0:11.47 600m	1:50.54 [6] (0:15.36)	1:35.18 [5] (0:11.99)	1:23.19 [5] (0:11.69)	1:11.50 [5] (0:11.97)	0:59.53 [6] (0:12.19)	0:47.34 [6] (0:11.82)	0:35.52 [6] (0:11.47)	0:35.52	+8				
7	5 GRINZINGER KNIGHT Jim Byrne	2	63.0 1400m	0:11.61 1400m	1:51.48 [7] (0:14.97)	1:36.51 [1] (0:11.72)	1:24.79 [1] (0:11.61)	1:13.18 [1] (0:11.97)	1:01.21 [1] (0:12.32)	0:48.89 [1] (0:11.88)	0:37.01 [1] (0:11.62)	0:37.01	+4				

Scratched: Choir Boy (#7), The Cullinan (#1), Early Thoughts (#9), Two Smokin Barrels (#6)



Eagle Farm QLD Professional

Race 5: SKY RACING BENCHMARK 72 Handicap - 1810m

18 February 2023 - 14:29



BRISBANE
RACING CLUB

Track Rating: Good 4, Weather: Fine, Rail Position: +2m Entire Course

Section					400m	200m					
Field Times					0:23.76 (0:11.50)	0:12.26 (0:12.26)					
											Last 600m
											0:35.38
Rank	TAB	Horse/Jockey	Barrier	Top Speed [km/h]	Fastest Section			Margin			Distance Travelled [m]
1	10	KOPANGI Samantha Collett	10	65.3 400m	0:11.34 400m	0:23.44 [4] (0:11.34)	0:12.10 [2] (0:12.10)	1:49.85			0:34.87
2	2	WARP SPEED James Orman	8	64.7 600m	0:11.42 400m	0:23.71 [1] (0:11.42)	0:12.29 [1] (0:12.29)	0.18L			0:35.18 +4
3	3	COUP DE TONNERRE Kyle Wilson-Taylor	4	64.1 400m	0:11.48 400m	0:23.91 [5] (0:11.48)	0:12.43 [4] (0:12.43)	2.91L			0:35.60 +9
4	8	PORTNOY Larry Cassidy	5	63.4 1400m	0:11.62 400m	0:24.25 [3] (0:11.62)	0:12.63 [3] (0:12.63)	3.26L			0:35.89 +12
5	4	RED LIGHT ROXANNE Ben Thompson	11	64.3 400m	0:11.43 400m	0:23.64 [7] (0:11.43)	0:12.21 [7] (0:12.21)	3.67L			0:35.27 +9
6	11	VIVENZO Anthony Allen	9	64.4 600m	0:11.47 600m	0:24.05 [6] (0:11.47)	0:12.58 [5] (0:12.58)	4.07L			0:35.52 +8
7	5	GRINZINGER KNIGHT Jim Byrne	2	63.0 1400m	0:11.61 1400m	0:25.39 [2] (0:12.02)	0:13.37 [6] (0:13.37)	9.6L			0:37.01 +4

Scratched: Choir Boy (#7), The Cullinan (#1), Early Thoughts (#9), Two Smokin Barrels (#6)



Horse/Jockey Name	Kopangi
Final Rank	1
Fastest Section Time (Section)	0:11.34 (400m)
Top Speed [km/h] (Section)	65.3 (400m)
Race State	Finished



Eagle Farm QLD Professional

Race 5: SKY RACING BENCHMARK 72 Handicap - 1810m

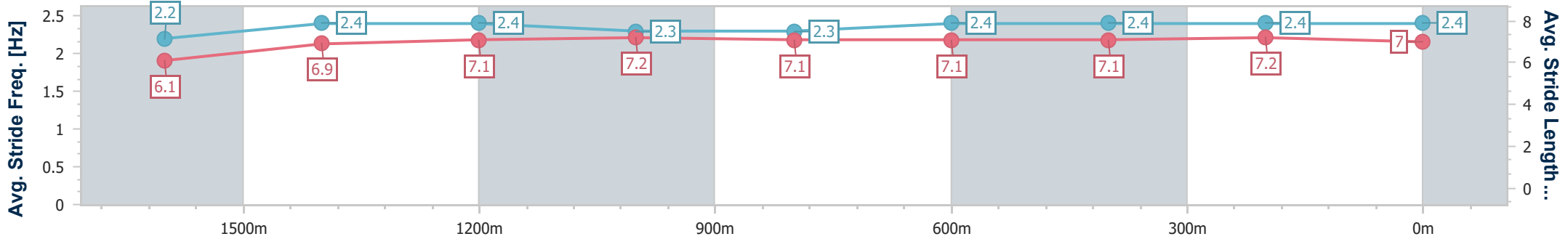
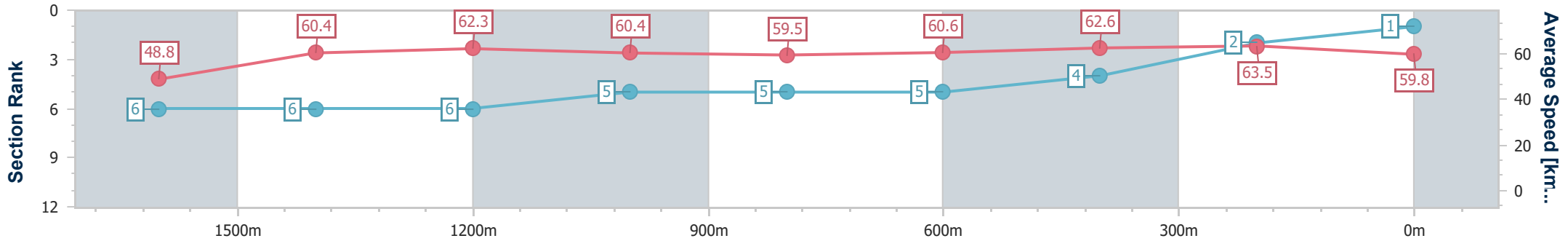
18 February 2023 - 14:29

Track Rating: Good 4, Weather: Fine, Rail Position: +2m Entire Course



BRISBANE RACING CLUB

Section	Overall	1600m	1400m	1200m	1000m	800m	600m	400m	200m
Section Times	1:49.85 [1] (0:15.49)	1:34.36 [6] (0:11.99)	1:22.37 [6] (0:11.56)	1:10.81 [6] (0:11.93)	0:58.88 [5] (0:12.15)	0:46.73 [5] (0:11.86)	0:34.87 [5] (0:11.43)	0:23.44 [4] (0:11.34)	0:12.10 [2] (0:12.10)
Average Speed [km/h]	48.8	60.4	62.3	60.4	59.5	60.6	62.6	63.5	59.8
Top Speed [km/h]	61.5	62.1	63.5	62.1	60.9	62.0	64.3	65.3	61.2
Avg. Dist. to Rail [m]	2.8	1.6	1.7	2.0	0.8	0.4	0.9	1.4	4.4
Avg. Stride Freq. [Hz]	2.2	2.4	2.4	2.3	2.3	2.4	2.4	2.4	2.4
Avg. Stride Length [m]	6.1	6.9	7.1	7.2	7.1	7.1	7.1	7.2	7.0



- [] Ranking at each section and finish
- .-.- No data available at this section
- NA No data available



Horse/Jockey Name	Warp Speed
Final Rank	2
Fastest Section Time (Section)	0:11.42 (400m)
Top Speed [km/h] (Section)	64.7 (600m)
Race State	Finished



Eagle Farm QLD Professional

Race 5: SKY RACING BENCHMARK 72 Handicap - 1810m

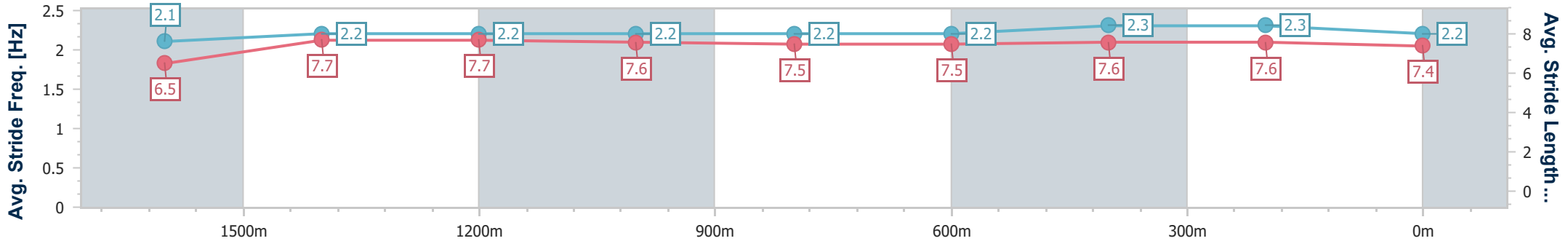
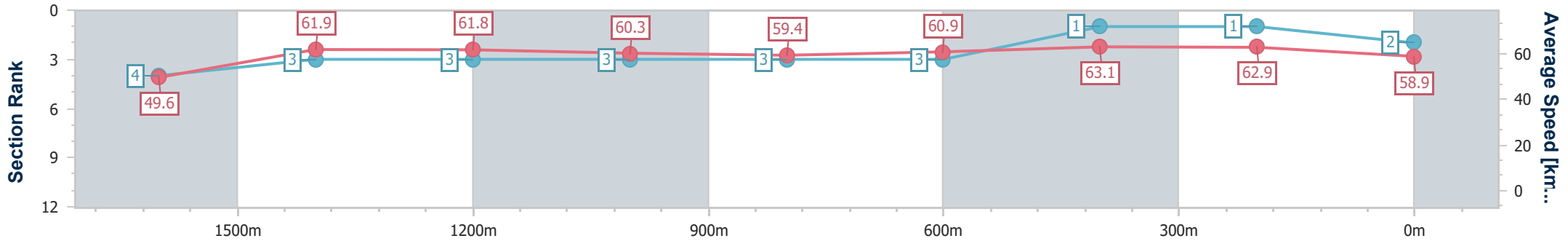
18 February 2023 - 14:29

Track Rating: Good 4, Weather: Fine, Rail Position: +2m Entire Course



BRISBANE RACING CLUB

Section	Overall	1600m	1400m	1200m	1000m	800m	600m	400m	200m
Section Times	1:49.88 [2] (0:15.29)	1:34.59 [4] (0:11.66)	1:22.93 [3] (0:11.67)	1:11.26 [3] (0:11.94)	0:59.32 [3] (0:12.23)	0:47.09 [3] (0:11.91)	0:35.18 [3] (0:11.47)	0:23.71 [1] (0:11.42)	0:12.29 [1] (0:12.29)
Average Speed [km/h]	49.6	61.9	61.8	60.3	59.4	60.9	63.1	62.9	58.9
Top Speed [km/h]	61.5	63.4	63.3	62.4	60.7	61.7	64.7	64.2	60.7
Avg. Dist. to Rail [m]	2.8	0.4	1.4	1.8	1.9	1.7	0.6	1.5	2.6
Avg. Stride Freq. [Hz]	2.1	2.2	2.2	2.2	2.2	2.2	2.3	2.3	2.2
Avg. Stride Length [m]	6.5	7.7	7.7	7.6	7.5	7.5	7.6	7.6	7.4



- [] Ranking at each section and finish
- .-.- No data available at this section
- NA No data available



Horse/Jockey Name	Coup De Tonnerre
Final Rank	3
Fastest Section Time (Section)	0:11.48 (400m)
Top Speed [km/h] (Section)	64.1 (400m)
Race State	Finished



Eagle Farm QLD Professional

Race 5: SKY RACING BENCHMARK 72 Handicap - 1810m

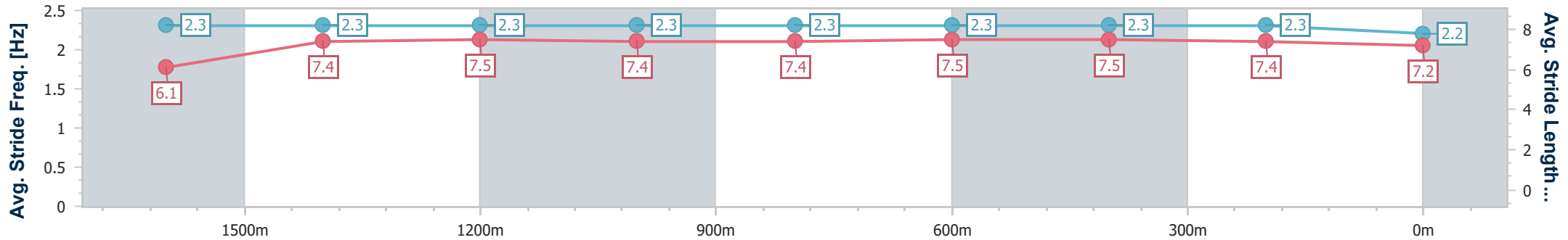
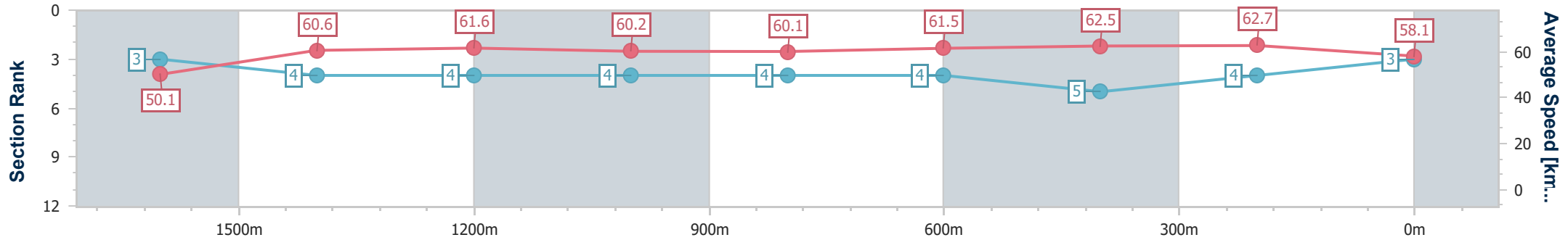
18 February 2023 - 14:29

Track Rating: Good 4, Weather: Fine, Rail Position: +2m Entire Course



BRISBANE RACING CLUB

Section	Overall	1600m	1400m	1200m	1000m	800m	600m	400m	200m				
Section Times	1:50.35 [3] (0:15.07)	1:35.28 [3] (0:12.03)	1:23.25 [4] (0:11.74)	1:11.51 [4] (0:11.98)	0:59.53 [4] (0:12.11)	0:47.42 [4] (0:11.82)	0:35.60 [4] (0:11.69)	0:23.91 [5] (0:11.48)	0:12.43 [4] (0:12.43)				
Average Speed [km/h]	50.1	60.6	61.6	60.2	60.1	61.5	62.5	62.7	58.1				
Top Speed [km/h]	61.6	61.9	63.0	61.7	61.3	62.5	63.7	64.1	60.3				
Avg. Dist. to Rail [m]	1.7	3.2	4.4	3.3	2.3	2.3	3.0	5.9	7.9				
Avg. Stride Freq. [Hz]	2.3	2.3	2.3	2.3	2.3	2.3	2.3	2.3	2.2				
Avg. Stride Length [m]	6.1	7.4	7.5	7.4	7.4	7.5	7.5	7.4	7.2				



- [] Ranking at each section and finish
- .-.- No data available at this section
- NA No data available



Horse/Jockey Name	Portnoy
Final Rank	4
Fastest Section Time (Section)	0:11.62 (400m)
Top Speed [km/h] (Section)	63.4 (1400m)
Race State	Finished



Eagle Farm QLD Professional

Race 5: SKY RACING BENCHMARK 72 Handicap - 1810m

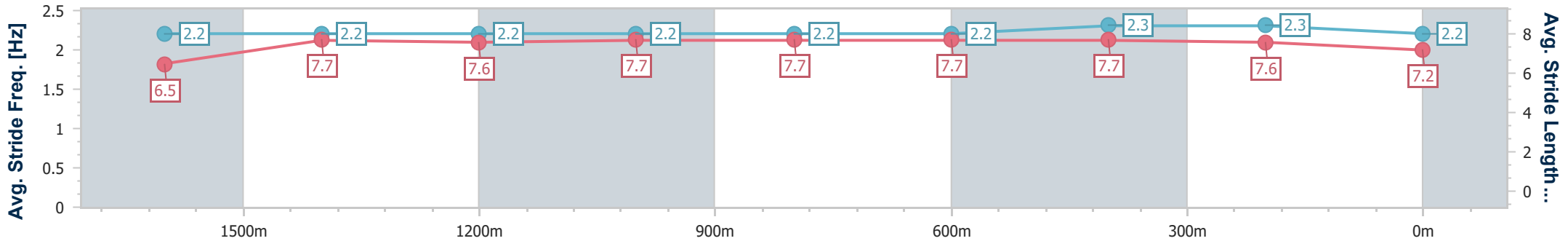
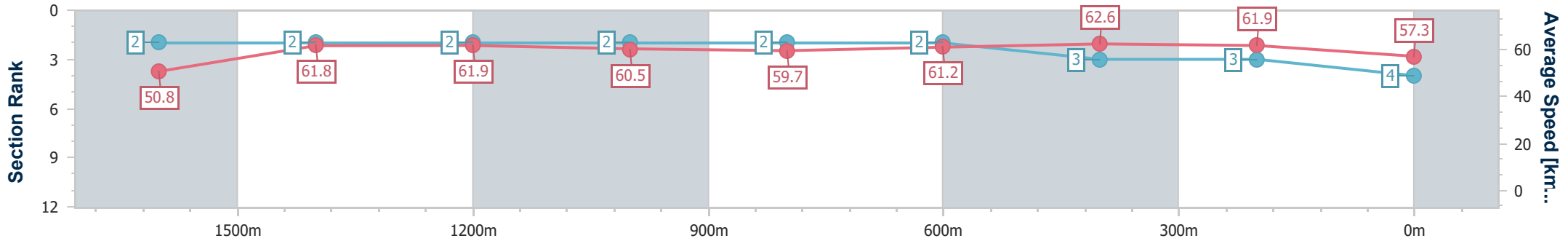
18 February 2023 - 14:29

Track Rating: Good 4, Weather: Fine, Rail Position: +2m Entire Course



BRISBANE RACING CLUB

Section	Overall	1600m	1400m	1200m	1000m	800m	600m	400m	200m
Section Times	1:50.41 [4] (0:15.02)	1:35.39 [2] (0:11.78)	1:23.61 [2] (0:11.64)	1:11.97 [2] (0:11.93)	1:00.04 [2] (0:12.24)	0:47.80 [2] (0:11.91)	0:35.89 [2] (0:11.64)	0:24.25 [3] (0:11.62)	0:12.63 [3] (0:12.63)
Average Speed [km/h]	50.8	61.8	61.9	60.5	59.7	61.2	62.6	61.9	57.3
Top Speed [km/h]	61.7	62.5	63.4	61.9	61.1	61.8	63.2	63.1	59.4
Avg. Dist. to Rail [m]	2.8	2.9	3.0	3.0	3.0	3.1	2.4	4.0	5.2
Avg. Stride Freq. [Hz]	2.2	2.2	2.2	2.2	2.2	2.2	2.3	2.3	2.2
Avg. Stride Length [m]	6.5	7.7	7.6	7.7	7.7	7.7	7.7	7.6	7.2



- [] Ranking at each section and finish
- .-.- No data available at this section
- NA No data available



Horse/Jockey Name	Red Light Roxanne
Final Rank	5
Fastest Section Time (Section)	0:11.43 (400m)
Top Speed [km/h] (Section)	64.3 (400m)
Race State	Finished



Eagle Farm QLD Professional

Race 5: SKY RACING BENCHMARK 72 Handicap - 1810m

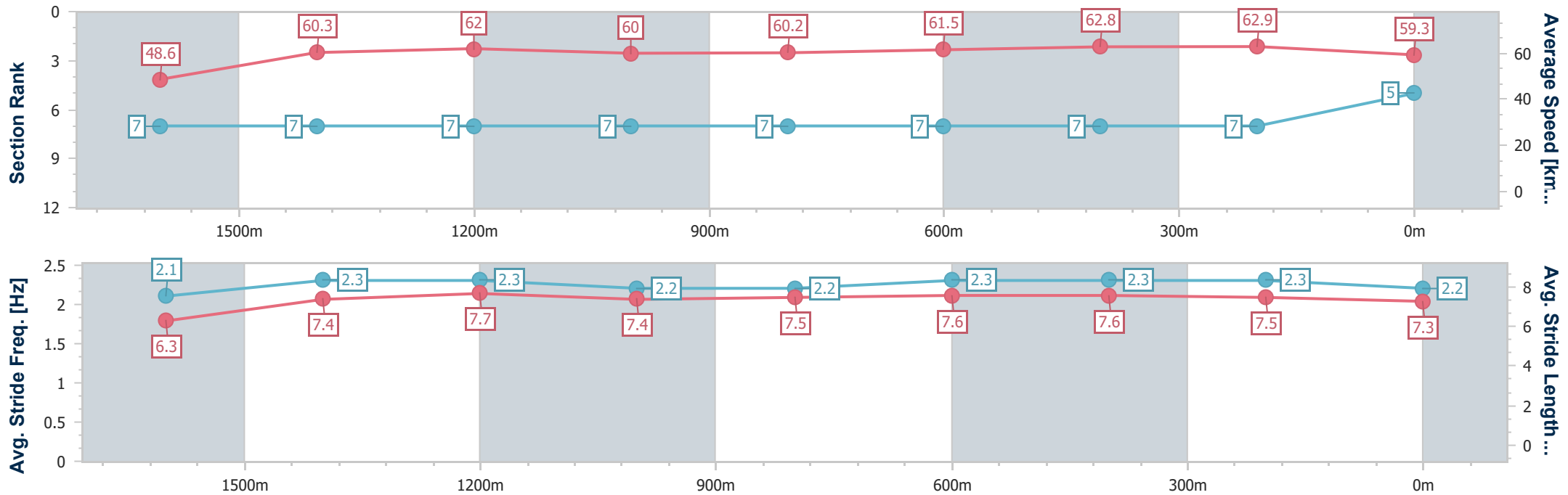
18 February 2023 - 14:29

Track Rating: Good 4, Weather: Fine, Rail Position: +2m Entire Course



BRISBANE RACING CLUB

Section	Overall	1600m	1400m	1200m	1000m	800m	600m	400m	200m			
Section Times	1:50.48 [5] (0:15.63)	1:34.85 [7] (0:11.98)	1:22.87 [7] (0:11.63)	1:11.24 [7] (0:12.01)	0:59.23 [7] (0:12.14)	0:47.09 [7] (0:11.82)	0:35.27 [7] (0:11.63)	0:23.64 [7] (0:11.43)	0:12.21 [7] (0:12.21)			
Average Speed [km/h]	48.6	60.3	62.0	60.0	60.2	61.5	62.8	62.9	59.3			
Top Speed [km/h]	62.5	62.4	62.9	62.2	61.9	63.2	63.9	64.3	61.7			
Avg. Dist. to Rail [m]	4.0	1.1	1.8	2.6	2.8	2.5	2.6	7.6	10.2			
Avg. Stride Freq. [Hz]	2.1	2.3	2.3	2.2	2.2	2.3	2.3	2.3	2.2			
Avg. Stride Length [m]	6.3	7.4	7.7	7.4	7.5	7.6	7.6	7.5	7.3			



- [] Ranking at each section and finish
- .-.- No data available at this section
- NA No data available



Horse/Jockey Name	Vivenzo
Final Rank	6
Fastest Section Time (Section)	0:11.47 (600m)
Top Speed [km/h] (Section)	64.4 (600m)
Race State	Finished



Eagle Farm QLD Professional

Race 5: SKY RACING BENCHMARK 72 Handicap - 1810m

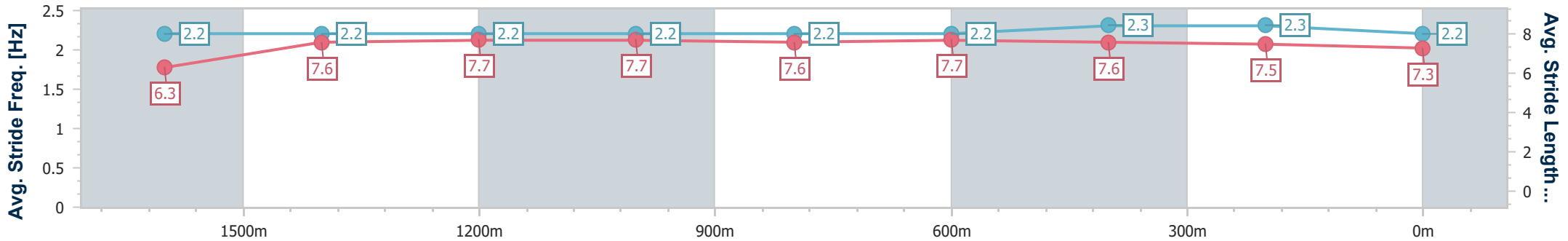
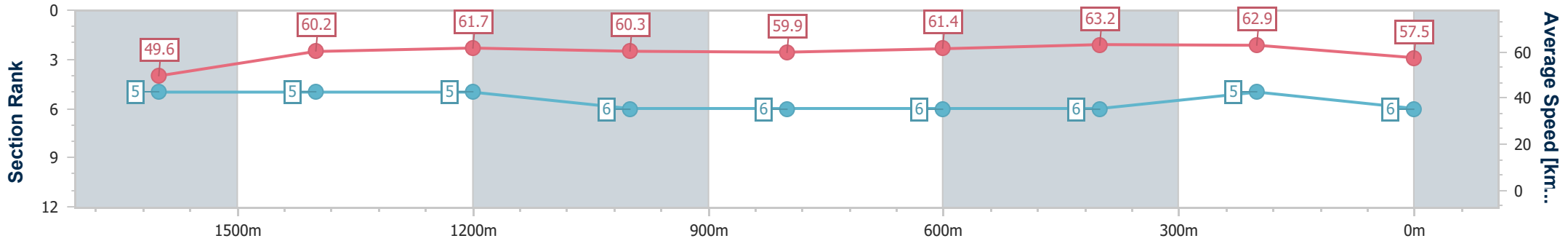
18 February 2023 - 14:29

Track Rating: Good 4, Weather: Fine, Rail Position: +2m Entire Course



BRISBANE RACING CLUB

Section	Overall	1600m	1400m	1200m	1000m	800m	600m	400m	200m				
Section Times	1:50.54 [6] (0:15.36)	1:35.18 [5] (0:11.99)	1:23.19 [5] (0:11.69)	1:11.50 [5] (0:11.97)	0:59.53 [6] (0:12.19)	0:47.34 [6] (0:11.82)	0:35.52 [6] (0:11.47)	0:24.05 [6] (0:11.47)	0:12.58 [5] (0:12.58)				
Average Speed [km/h]	49.6	60.2	61.7	60.3	59.9	61.4	63.2	62.9	57.5				
Top Speed [km/h]	60.9	61.5	62.5	62.0	61.2	63.0	64.4	63.7	60.8				
Avg. Dist. to Rail [m]	3.4	0.7	1.8	2.6	2.6	1.9	2.0	5.5	7.7				
Avg. Stride Freq. [Hz]	2.2	2.2	2.2	2.2	2.2	2.2	2.3	2.3	2.2				
Avg. Stride Length [m]	6.3	7.6	7.7	7.7	7.6	7.7	7.6	7.5	7.3				



- [] Ranking at each section and finish
- .-.- No data available at this section
- NA No data available



Horse/Jockey Name	Grinzing Knight
Final Rank	7
Fastest Section Time (Section)	0:11.61 (1400m)
Top Speed [km/h] (Section)	63.0 (1400m)
Race State	Finished



Eagle Farm QLD Professional

Race 5: SKY RACING BENCHMARK 72 Handicap - 1810m

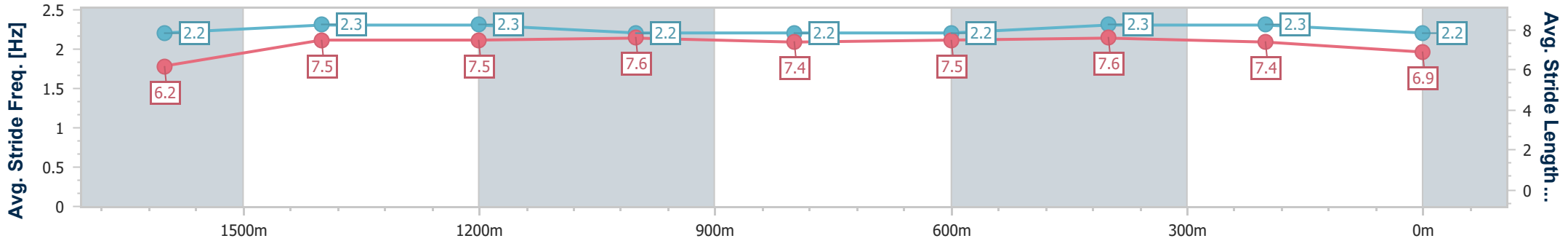
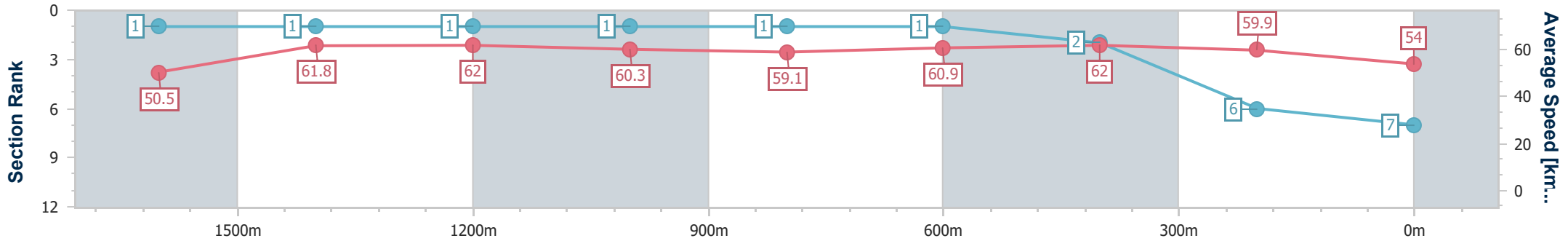
18 February 2023 - 14:29

Track Rating: Good 4, Weather: Fine, Rail Position: +2m Entire Course



BRISBANE RACING CLUB

Section	Overall	1600m	1400m	1200m	1000m	800m	600m	400m	200m
Section Times	1:51.48 [7] (0:14.97)	1:36.51 [1] (0:11.72)	1:24.79 [1] (0:11.61)	1:13.18 [1] (0:11.97)	1:01.21 [1] (0:12.32)	0:48.89 [1] (0:11.88)	0:37.01 [1] (0:11.62)	0:25.39 [2] (0:12.02)	0:13.37 [6] (0:13.37)
Average Speed [km/h]	50.5	61.8	62.0	60.3	59.1	60.9	62.0	59.9	54.0
Top Speed [km/h]	61.8	62.7	63.0	61.2	60.2	62.3	62.8	62.6	56.8
Avg. Dist. to Rail [m]	1.4	2.0	1.6	2.1	2.0	1.1	0.5	2.6	3.6
Avg. Stride Freq. [Hz]	2.2	2.3	2.3	2.2	2.2	2.2	2.3	2.3	2.2
Avg. Stride Length [m]	6.2	7.5	7.5	7.6	7.4	7.5	7.6	7.4	6.9



- [] Ranking at each section and finish
- .-.- No data available at this section
- NA No data available