



# Eagle Farm QLD Professional

## Race 7: MAGIC MILLIONS GOLD COAST MARCH 20-21 Class 3 Plate - 1200m

18 February 2023 - 15:48



BRISBANE  
RACING CLUB

Track Rating: Good 4, Weather: Fine, Rail Position: +2m Entire Course

| Section     |                                       | Overall              | 1000m                | 800m                 | 600m                     | 400m                     | 200m                     | Last 600m                |                          |                          |                        |         |     |
|-------------|---------------------------------------|----------------------|----------------------|----------------------|--------------------------|--------------------------|--------------------------|--------------------------|--------------------------|--------------------------|------------------------|---------|-----|
| Field Times |                                       | 1:10.01<br>(0:13.59) | 0:56.42<br>(0:10.88) | 0:45.54<br>(0:10.93) | 0:34.61<br>(0:11.19)     | 0:23.42<br>(0:11.28)     | 0:12.14<br>(0:12.14)     | 0:34.61                  |                          |                          |                        |         |     |
| Rank        | TAB Horse/Jockey                      | Barrier              | Top Speed [km/h]     | Fastest Section      |                          |                          |                          |                          |                          | Margin                   | Distance Travelled [m] |         |     |
| 1           | 11 ENTERPRISE POMME<br>Boris Thornton | 2                    | 67.1<br>Overall      | 0:10.99<br>600m      | 1:10.01 [1]<br>(0:13.63) | 0:56.38 [3]<br>(0:11.11) | 0:45.27 [2]<br>(0:11.05) | 0:34.22 [2]<br>(0:10.99) | 0:23.23 [2]<br>(0:11.09) | 0:12.14 [1]<br>(0:12.14) | 1:10.01                | 0:34.22 |     |
| 2           | 6 THATFEELSBETTER<br>Andrew Mallyon   | 4                    | 67.0<br>600m         | 0:10.93<br>400m      | 1:10.07 [2]<br>(0:13.87) | 0:56.20 [4]<br>(0:11.20) | 0:45.00 [5]<br>(0:11.15) | 0:33.85 [4]<br>(0:11.05) | 0:22.80 [4]<br>(0:10.93) | 0:11.87 [3]<br>(0:11.87) | 0.36L                  | 0:33.85 | +3  |
| 3           | 10 DELYTH<br>Justin Huxtable          | 7                    | 68.4<br>1000m        | 0:10.88<br>1000m     | 1:10.38 [3]<br>(0:13.59) | 0:56.79 [1]<br>(0:10.88) | 0:45.91 [1]<br>(0:10.93) | 0:34.98 [1]<br>(0:11.19) | 0:23.79 [1]<br>(0:11.32) | 0:12.47 [2]<br>(0:12.47) | 2.23L                  | 0:34.98 | -2  |
| 4           | 13 ARGYLE PINK<br>Kyle Wilson-Taylor  | 9                    | 67.4<br>400m         | 0:10.91<br>400m      | 1:10.47 [4]<br>(0:14.26) | 0:56.21 [7]<br>(0:11.06) | 0:45.15 [6]<br>(0:11.12) | 0:34.03 [6]<br>(0:11.10) | 0:22.93 [6]<br>(0:10.91) | 0:12.02 [4]<br>(0:12.02) | 2.72L                  | 0:34.03 | +3  |
| 5           | 2 DELUXE LEGEND<br>Melea Castle       | 3                    | 66.4<br>Overall      | 0:11.19<br>400m      | 1:10.71 [5]<br>(0:13.62) | 0:57.09 [2]<br>(0:11.25) | 0:45.84 [3]<br>(0:11.20) | 0:34.64 [3]<br>(0:11.24) | 0:23.40 [3]<br>(0:11.19) | 0:12.21 [5]<br>(0:12.21) | 4.12L                  | 0:34.64 | -1  |
| 6           | 4 HE KNOWS<br>Chris Meehan            | 6                    | 67.0<br>1000m        | 0:11.00<br>800m      | 1:10.73 [6]<br>(0:14.50) | 0:56.23 [9]<br>(0:11.02) | 0:45.21 [8]<br>(0:11.00) | 0:34.21 [8]<br>(0:11.20) | 0:23.01 [8]<br>(0:11.08) | 0:11.93 [8]<br>(0:11.93) | 4.24L                  | 0:34.21 | -1  |
| 7           | 9 ZAVABOOM<br>James Orman             | 11                   | 67.6<br>1000m        | 0:10.99<br>400m      | 1:10.82 [7]<br>(0:14.17) | 0:56.65 [6]<br>(0:11.12) | 0:45.53 [7]<br>(0:11.15) | 0:34.38 [7]<br>(0:11.27) | 0:23.11 [7]<br>(0:10.99) | 0:12.12 [7]<br>(0:12.12) | 4.81L                  | 0:34.38 | +13 |
| 8           | 3 EVENING GLORY<br>Samantha Collett   | 15                   | 67.0<br>1000m        | 0:11.03<br>800m      | 1:10.90 [8]<br>(0:14.45) | 0:56.45 [8]<br>(0:11.16) | 0:45.29 [9]<br>(0:11.03) | 0:34.26 [9]<br>(0:11.18) | 0:23.08 [9]<br>(0:11.06) | 0:12.02 [9]<br>(0:12.02) | 5.29L                  | 0:34.26 | +4  |
| 9           | 15 KAZZA'S JET<br>Tiffani Brooker     | 1                    | 65.9<br>1000m        | 0:11.07<br>1000m     | 1:10.97 [9]<br>(0:14.04) | 0:56.93 [5]<br>(0:11.07) | 0:45.86 [4]<br>(0:11.22) | 0:34.64 [5]<br>(0:11.21) | 0:23.43 [5]<br>(0:11.23) | 0:12.20 [6]<br>(0:12.20) | 5.69L                  | 0:34.64 | -5  |

Scratched: Third Time Round (#14), Sea Palling (#8), Gwan So (#7), Moveitmoveit (#12), Veandechance (#16), He's The Ultimate (#5), Charge On (#1)

[ ] Ranking at each section and finish  
 -:-:- No data available at this section  
 NA No data available

SCN Saddle cloth number  
 DNF Did not finish  
 DNT Did not track



|                                |                  |
|--------------------------------|------------------|
| Horse/Jockey Name              | Enterprise Pomme |
| Final Rank                     | 1                |
| Fastest Section Time (Section) | 0:10.99 (600m)   |
| Top Speed [km/h] (Section)     | 67.1 (Overall)   |
| Race State                     | Finished         |

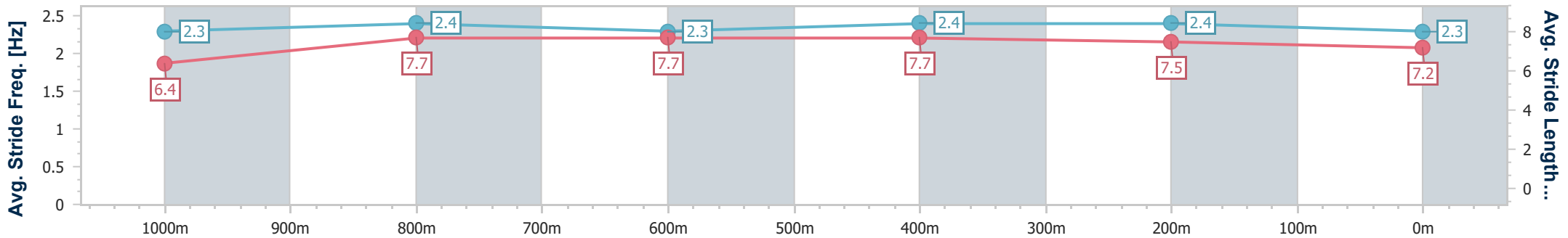
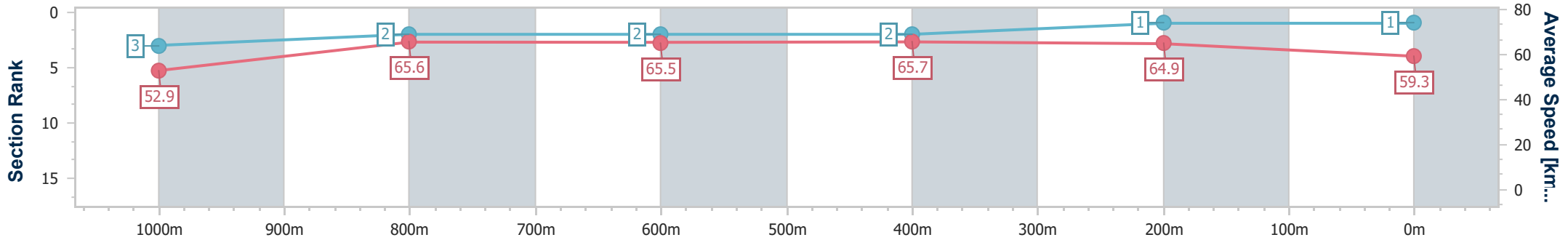


Eagle Farm QLD Professional  
 Race 7: MAGIC MILLIONS GOLD COAST MARCH 20-21 Class 3  
 Plate - 1200m  
 18 February 2023 - 15:48  
 Track Rating: Good 4, Weather: Fine, Rail Position: +2m Entire Course



BRISBANE RACING CLUB

| Section                | Overall                  | 1000m                    | 800m                     | 600m                     | 400m                     | 200m                     |
|------------------------|--------------------------|--------------------------|--------------------------|--------------------------|--------------------------|--------------------------|
| Section Times          | 1:10.01 [1]<br>(0:13.63) | 0:56.38 [3]<br>(0:11.11) | 0:45.27 [2]<br>(0:11.05) | 0:34.22 [2]<br>(0:10.99) | 0:23.23 [2]<br>(0:11.09) | 0:12.14 [1]<br>(0:12.14) |
| Average Speed [km/h]   | 52.9                     | 65.6                     | 65.5                     | 65.7                     | 64.9                     | 59.3                     |
| Top Speed [km/h]       | 67.1                     | 67.1                     | 66.4                     | 66.4                     | 65.9                     | 62.8                     |
| Avg. Dist. to Rail [m] | 1.4                      | 2.4                      | 1.3                      | 0.5                      | 1.0                      | 0.5                      |
| Avg. Stride Freq. [Hz] | 2.3                      | 2.4                      | 2.3                      | 2.4                      | 2.4                      | 2.3                      |
| Avg. Stride Length [m] | 6.4                      | 7.7                      | 7.7                      | 7.7                      | 7.5                      | 7.2                      |



- [ ] Ranking at each section and finish
- .-.- No data available at this section
- NA No data available



|                                |                 |
|--------------------------------|-----------------|
| Horse/Jockey Name              | Thatfeelsbetter |
| Final Rank                     | 2               |
| Fastest Section Time (Section) | 0:10.93 (400m)  |
| Top Speed [km/h] (Section)     | 67.0 (600m)     |
| Race State                     | Finished        |

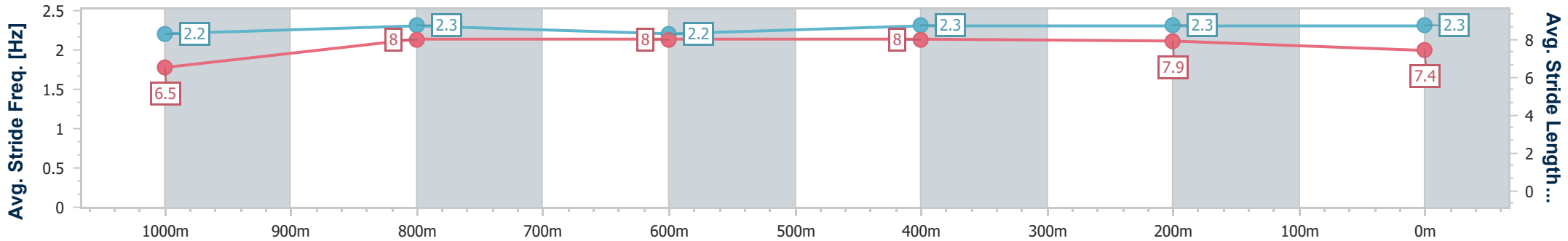
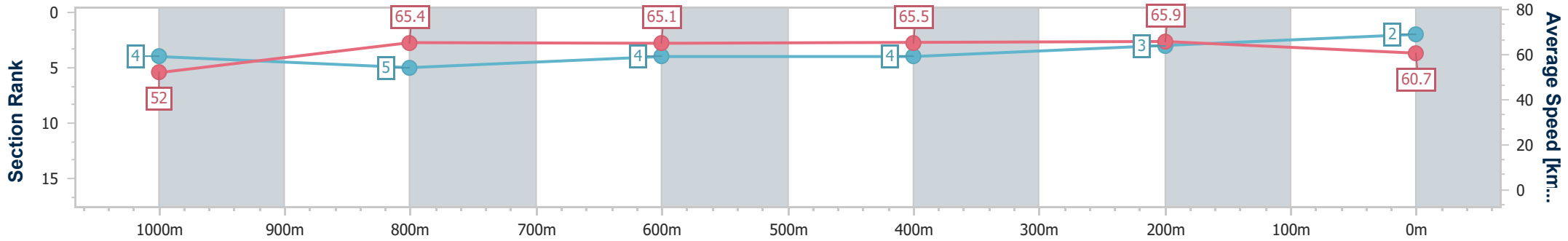


Eagle Farm QLD Professional  
 Race 7: MAGIC MILLIONS GOLD COAST MARCH 20-21 Class 3  
 Plate - 1200m  
 18 February 2023 - 15:48  
 Track Rating: Good 4, Weather: Fine, Rail Position: +2m Entire Course



BRISBANE  
 RACING CLUB

| Section                | Overall                  | 1000m                    | 800m                     | 600m                     | 400m                     | 200m                     |
|------------------------|--------------------------|--------------------------|--------------------------|--------------------------|--------------------------|--------------------------|
| Section Times          | 1:10.07 [2]<br>(0:13.87) | 0:56.20 [4]<br>(0:11.20) | 0:45.00 [5]<br>(0:11.15) | 0:33.85 [4]<br>(0:11.05) | 0:22.80 [4]<br>(0:10.93) | 0:11.87 [3]<br>(0:11.87) |
| Average Speed [km/h]   | 52.0                     | 65.4                     | 65.1                     | 65.5                     | 65.9                     | 60.7                     |
| Top Speed [km/h]       | 65.5                     | 66.3                     | 66.0                     | 67.0                     | 66.9                     | 63.9                     |
| Avg. Dist. to Rail [m] | 2.6                      | 3.5                      | 1.7                      | 1.0                      | 3.1                      | 3.1                      |
| Avg. Stride Freq. [Hz] | 2.2                      | 2.3                      | 2.2                      | 2.3                      | 2.3                      | 2.3                      |
| Avg. Stride Length [m] | 6.5                      | 8.0                      | 8.0                      | 8.0                      | 7.9                      | 7.4                      |



- [ ] Ranking at each section and finish
- .-.- No data available at this section
- NA No data available



|                                |                 |
|--------------------------------|-----------------|
| Horse/Jockey Name              | Delyth          |
| Final Rank                     | 3               |
| Fastest Section Time (Section) | 0:10.88 (1000m) |
| Top Speed [km/h] (Section)     | 68.4 (1000m)    |
| Race State                     | Finished        |

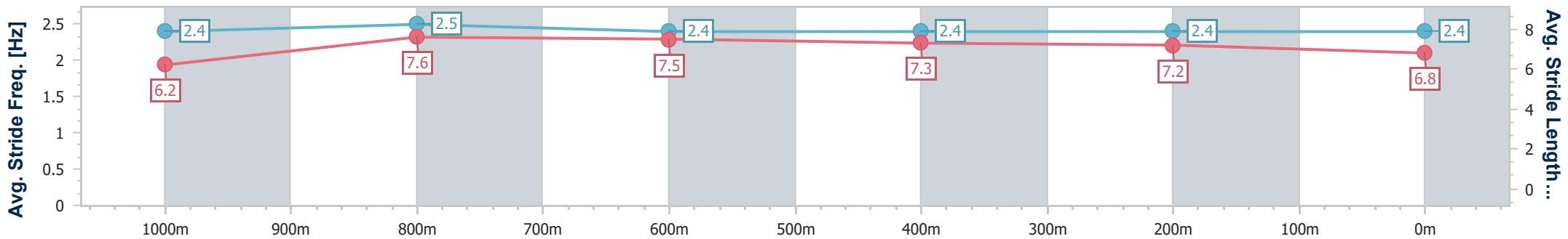
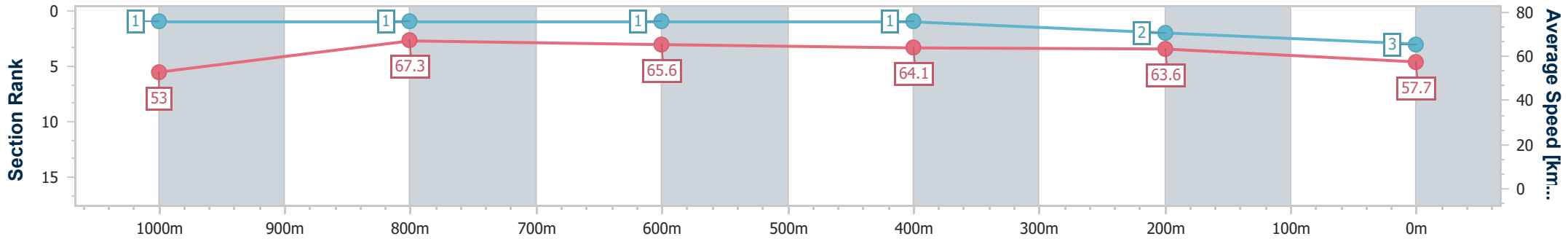


Eagle Farm QLD Professional  
 Race 7: MAGIC MILLIONS GOLD COAST MARCH 20-21 Class 3  
 Plate - 1200m  
 18 February 2023 - 15:48  
 Track Rating: Good 4, Weather: Fine, Rail Position: +2m Entire Course



BRISBANE  
 RACING CLUB

| Section                | Overall                  | 1000m                    | 800m                     | 600m                     | 400m                     | 200m                     |  |  |  |  |  |  |  |  |
|------------------------|--------------------------|--------------------------|--------------------------|--------------------------|--------------------------|--------------------------|--|--|--|--|--|--|--|--|
| Section Times          | 1:10.38 [3]<br>(0:13.59) | 0:56.79 [1]<br>(0:10.88) | 0:45.91 [1]<br>(0:10.93) | 0:34.98 [1]<br>(0:11.19) | 0:23.79 [1]<br>(0:11.32) | 0:12.47 [2]<br>(0:12.47) |  |  |  |  |  |  |  |  |
| Average Speed [km/h]   | 53.0                     | 67.3                     | 65.6                     | 64.1                     | 63.6                     | 57.7                     |  |  |  |  |  |  |  |  |
| Top Speed [km/h]       | 67.6                     | 68.4                     | 66.6                     | 64.8                     | 65.0                     | 60.8                     |  |  |  |  |  |  |  |  |
| Avg. Dist. to Rail [m] | 3.6                      | 2.8                      | 0.5                      | 0.9                      | 1.4                      | 0.8                      |  |  |  |  |  |  |  |  |
| Avg. Stride Freq. [Hz] | 2.4                      | 2.5                      | 2.4                      | 2.4                      | 2.4                      | 2.4                      |  |  |  |  |  |  |  |  |
| Avg. Stride Length [m] | 6.2                      | 7.6                      | 7.5                      | 7.3                      | 7.2                      | 6.8                      |  |  |  |  |  |  |  |  |



- [ ] Ranking at each section and finish
- .-.- No data available at this section
- NA No data available



|                                |                |
|--------------------------------|----------------|
| Horse/Jockey Name              | Argyle Pink    |
| Final Rank                     | 4              |
| Fastest Section Time (Section) | 0:10.91 (400m) |
| Top Speed [km/h] (Section)     | 67.4 (400m)    |
| Race State                     | Finished       |

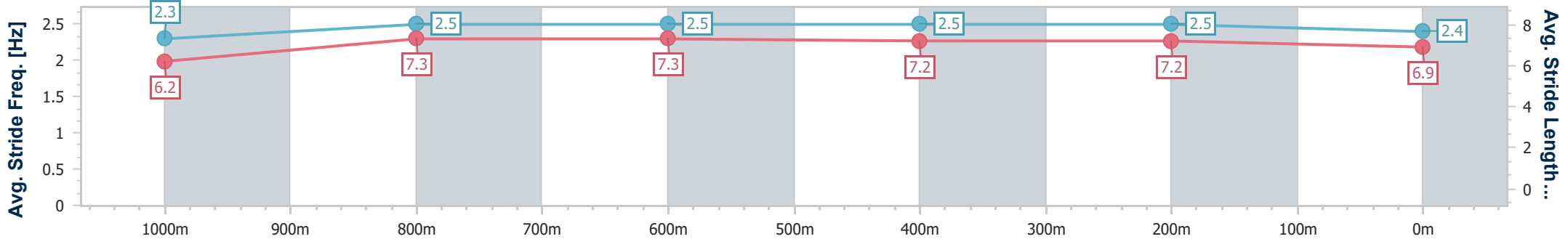
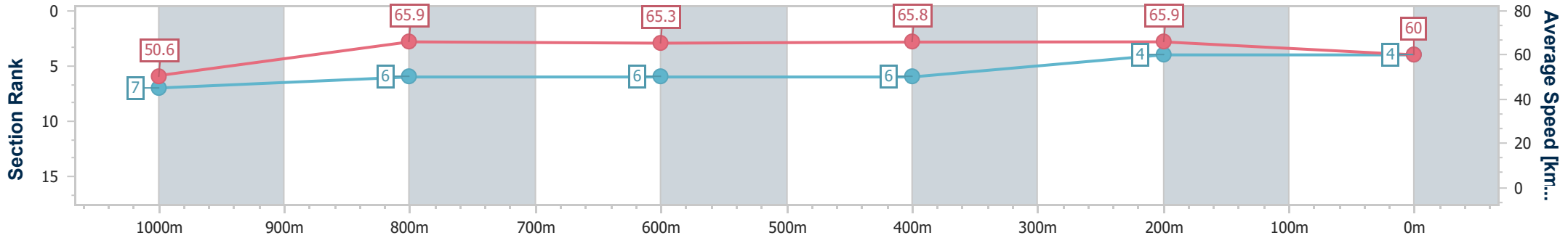


Eagle Farm QLD Professional  
 Race 7: MAGIC MILLIONS GOLD COAST MARCH 20-21 Class 3  
 Plate - 1200m  
 18 February 2023 - 15:48  
 Track Rating: Good 4, Weather: Fine, Rail Position: +2m Entire Course



BRISBANE  
 RACING CLUB

| Section                | Overall                  | 1000m                    | 800m                     | 600m                     | 400m                     | 200m                     |
|------------------------|--------------------------|--------------------------|--------------------------|--------------------------|--------------------------|--------------------------|
| Section Times          | 1:10.47 [4]<br>(0:14.26) | 0:56.21 [7]<br>(0:11.06) | 0:45.15 [6]<br>(0:11.12) | 0:34.03 [6]<br>(0:11.10) | 0:22.93 [6]<br>(0:10.91) | 0:12.02 [4]<br>(0:12.02) |
| Average Speed [km/h]   | 50.6                     | 65.9                     | 65.3                     | 65.8                     | 65.9                     | 60.0                     |
| Top Speed [km/h]       | 66.5                     | 66.7                     | 67.1                     | 67.3                     | 67.4                     | 63.4                     |
| Avg. Dist. to Rail [m] | 3.7                      | 2.7                      | 1.8                      | 2.8                      | 5.9                      | 5.8                      |
| Avg. Stride Freq. [Hz] | 2.3                      | 2.5                      | 2.5                      | 2.5                      | 2.5                      | 2.4                      |
| Avg. Stride Length [m] | 6.2                      | 7.3                      | 7.3                      | 7.2                      | 7.2                      | 6.9                      |



- [ ] Ranking at each section and finish
- .-.- No data available at this section
- NA No data available



|                                |                |
|--------------------------------|----------------|
| Horse/Jockey Name              | Deluxe Legend  |
| Final Rank                     | 5              |
| Fastest Section Time (Section) | 0:11.19 (400m) |
| Top Speed [km/h] (Section)     | 66.4 (Overall) |
| Race State                     | Finished       |

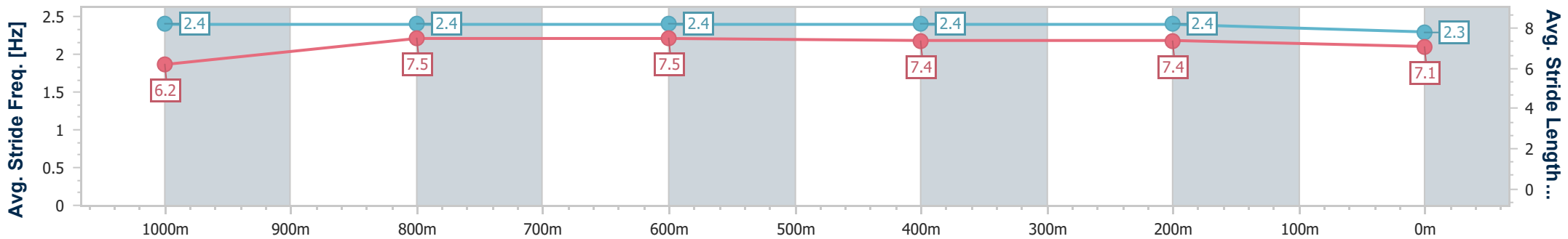
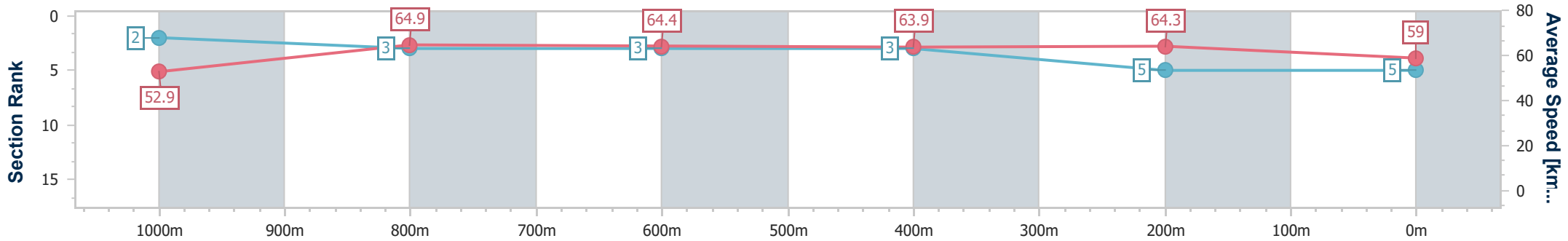


Eagle Farm QLD Professional  
 Race 7: MAGIC MILLIONS GOLD COAST MARCH 20-21 Class 3  
 Plate - 1200m  
 18 February 2023 - 15:48  
 Track Rating: Good 4, Weather: Fine, Rail Position: +2m Entire Course



BRISBANE  
 RACING CLUB

| Section                | Overall                  | 1000m                    | 800m                     | 600m                     | 400m                     | 200m                     |
|------------------------|--------------------------|--------------------------|--------------------------|--------------------------|--------------------------|--------------------------|
| Section Times          | 1:10.71 [5]<br>(0:13.62) | 0:57.09 [2]<br>(0:11.25) | 0:45.84 [3]<br>(0:11.20) | 0:34.64 [3]<br>(0:11.24) | 0:23.40 [3]<br>(0:11.19) | 0:12.21 [5]<br>(0:12.21) |
| Average Speed [km/h]   | 52.9                     | 64.9                     | 64.4                     | 63.9                     | 64.3                     | 59.0                     |
| Top Speed [km/h]       | 66.4                     | 66.3                     | 65.4                     | 64.7                     | 65.6                     | 61.6                     |
| Avg. Dist. to Rail [m] | 1.7                      | 2.5                      | 0.4                      | 0.6                      | 1.0                      | 1.0                      |
| Avg. Stride Freq. [Hz] | 2.4                      | 2.4                      | 2.4                      | 2.4                      | 2.4                      | 2.3                      |
| Avg. Stride Length [m] | 6.2                      | 7.5                      | 7.5                      | 7.4                      | 7.4                      | 7.1                      |



- [ ] Ranking at each section and finish
- .-.- No data available at this section
- NA No data available



|                                |                |
|--------------------------------|----------------|
| Horse/Jockey Name              | He Knows       |
| Final Rank                     | 6              |
| Fastest Section Time (Section) | 0:11.00 (800m) |
| Top Speed [km/h] (Section)     | 67.0 (1000m)   |
| Race State                     | Finished       |

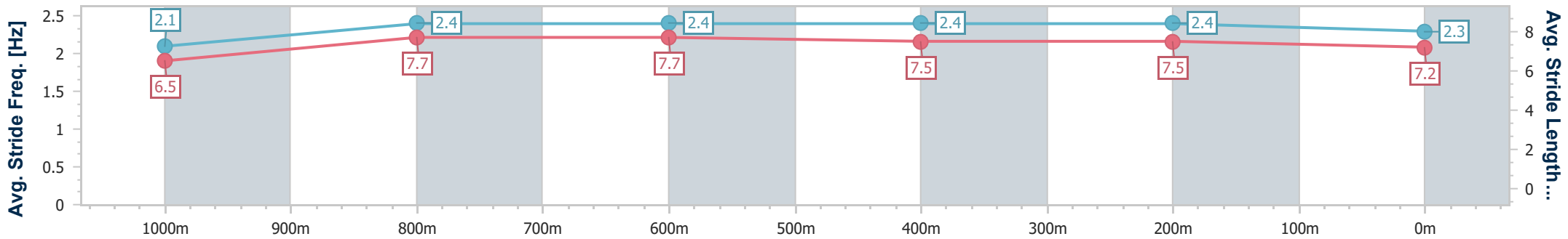
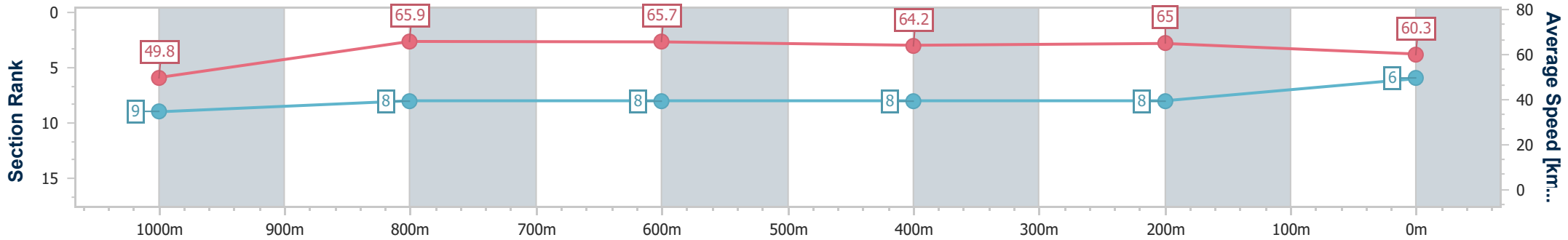


Eagle Farm QLD Professional  
 Race 7: MAGIC MILLIONS GOLD COAST MARCH 20-21 Class 3  
 Plate - 1200m  
 18 February 2023 - 15:48  
 Track Rating: Good 4, Weather: Fine, Rail Position: +2m Entire Course



BRISBANE  
 RACING CLUB

| Section                | Overall                  | 1000m                    | 800m                     | 600m                     | 400m                     | 200m                     |  |  |  |  |  |  |  |  |
|------------------------|--------------------------|--------------------------|--------------------------|--------------------------|--------------------------|--------------------------|--|--|--|--|--|--|--|--|
| Section Times          | 1:10.73 [6]<br>(0:14.50) | 0:56.23 [9]<br>(0:11.02) | 0:45.21 [8]<br>(0:11.00) | 0:34.21 [8]<br>(0:11.20) | 0:23.01 [8]<br>(0:11.08) | 0:11.93 [8]<br>(0:11.93) |  |  |  |  |  |  |  |  |
| Average Speed [km/h]   | 49.8                     | 65.9                     | 65.7                     | 64.2                     | 65.0                     | 60.3                     |  |  |  |  |  |  |  |  |
| Top Speed [km/h]       | 66.2                     | 67.0                     | 66.8                     | 65.6                     | 66.5                     | 63.3                     |  |  |  |  |  |  |  |  |
| Avg. Dist. to Rail [m] | 2.0                      | 1.9                      | 0.7                      | 0.3                      | 2.1                      | 2.2                      |  |  |  |  |  |  |  |  |
| Avg. Stride Freq. [Hz] | 2.1                      | 2.4                      | 2.4                      | 2.4                      | 2.4                      | 2.3                      |  |  |  |  |  |  |  |  |
| Avg. Stride Length [m] | 6.5                      | 7.7                      | 7.7                      | 7.5                      | 7.5                      | 7.2                      |  |  |  |  |  |  |  |  |



- [ ] Ranking at each section and finish
- .-.- No data available at this section
- NA No data available



|                                |                |
|--------------------------------|----------------|
| Horse/Jockey Name              | Zavaboom       |
| Final Rank                     | 7              |
| Fastest Section Time (Section) | 0:10.99 (400m) |
| Top Speed [km/h] (Section)     | 67.6 (1000m)   |
| Race State                     | Finished       |

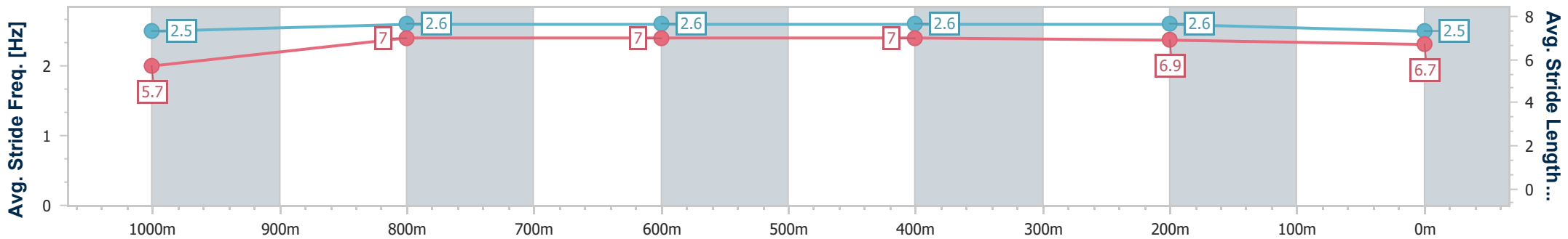
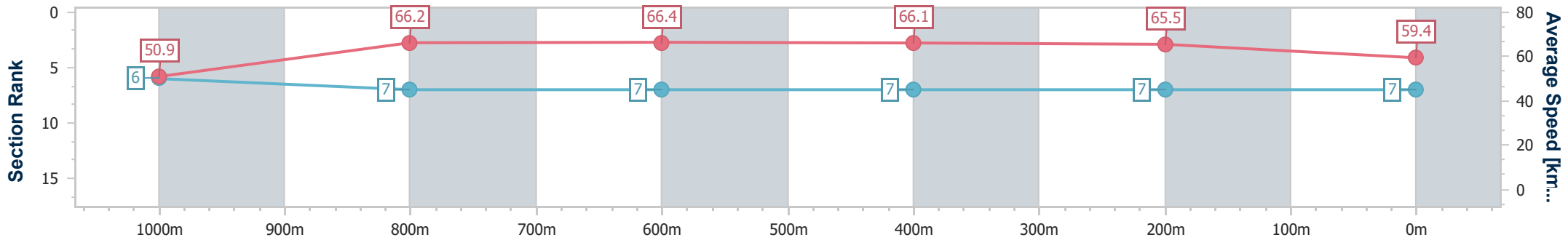


Eagle Farm QLD Professional  
 Race 7: MAGIC MILLIONS GOLD COAST MARCH 20-21 Class 3  
 Plate - 1200m  
 18 February 2023 - 15:48  
 Track Rating: Good 4, Weather: Fine, Rail Position: +2m Entire Course



BRISBANE  
 RACING CLUB

| Section                | Overall                  | 1000m                    | 800m                     | 600m                     | 400m                     | 200m                     |  |  |  |  |  |  |  |
|------------------------|--------------------------|--------------------------|--------------------------|--------------------------|--------------------------|--------------------------|--|--|--|--|--|--|--|
| Section Times          | 1:10.82 [7]<br>(0:14.17) | 0:56.65 [6]<br>(0:11.12) | 0:45.53 [7]<br>(0:11.15) | 0:34.38 [7]<br>(0:11.27) | 0:23.11 [7]<br>(0:10.99) | 0:12.12 [7]<br>(0:12.12) |  |  |  |  |  |  |  |
| Average Speed [km/h]   | 50.9                     | 66.2                     | 66.4                     | 66.1                     | 65.5                     | 59.4                     |  |  |  |  |  |  |  |
| Top Speed [km/h]       | 66.0                     | 67.6                     | 67.1                     | 67.3                     | 67.5                     | 63.2                     |  |  |  |  |  |  |  |
| Avg. Dist. to Rail [m] | 3.3                      | 4.2                      | 6.4                      | 6.5                      | 7.3                      | 6.0                      |  |  |  |  |  |  |  |
| Avg. Stride Freq. [Hz] | 2.5                      | 2.6                      | 2.6                      | 2.6                      | 2.6                      | 2.5                      |  |  |  |  |  |  |  |
| Avg. Stride Length [m] | 5.7                      | 7.0                      | 7.0                      | 7.0                      | 6.9                      | 6.7                      |  |  |  |  |  |  |  |



- [ ] Ranking at each section and finish
- .-.- No data available at this section
- NA No data available





|                                |                |
|--------------------------------|----------------|
| Horse/Jockey Name              | Evening Glory  |
| Final Rank                     | 8              |
| Fastest Section Time (Section) | 0:11.03 (800m) |
| Top Speed [km/h] (Section)     | 67.0 (1000m)   |
| Race State                     | Finished       |

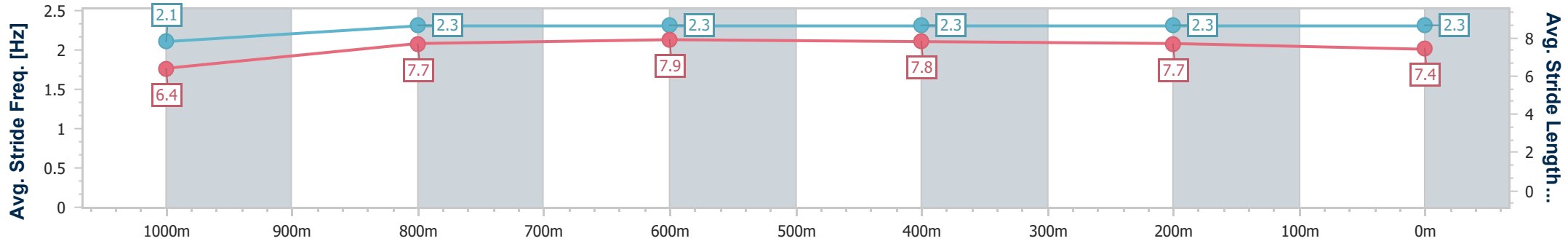
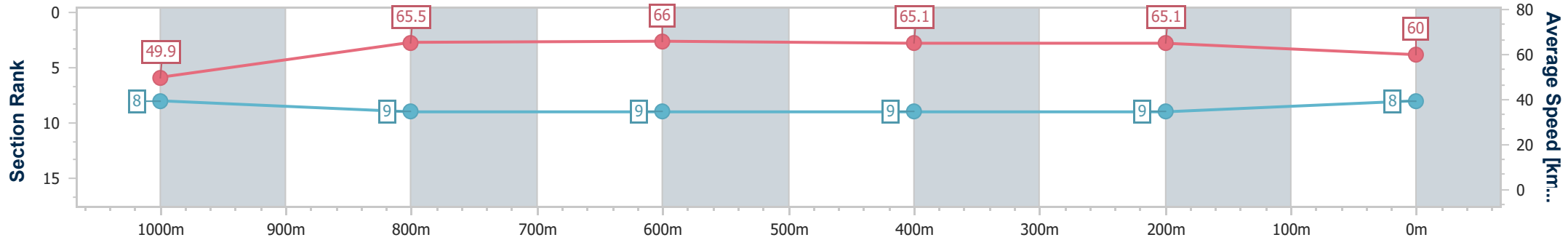


Eagle Farm QLD Professional  
 Race 7: MAGIC MILLIONS GOLD COAST MARCH 20-21 Class 3  
 Plate - 1200m  
 18 February 2023 - 15:48  
 Track Rating: Good 4, Weather: Fine, Rail Position: +2m Entire Course



BRISBANE  
 RACING CLUB

| Section                | Overall                  | 1000m                    | 800m                     | 600m                     | 400m                     | 200m                     |
|------------------------|--------------------------|--------------------------|--------------------------|--------------------------|--------------------------|--------------------------|
| Section Times          | 1:10.90 [8]<br>(0:14.45) | 0:56.45 [8]<br>(0:11.16) | 0:45.29 [9]<br>(0:11.03) | 0:34.26 [9]<br>(0:11.18) | 0:23.08 [9]<br>(0:11.06) | 0:12.02 [9]<br>(0:12.02) |
| Average Speed [km/h]   | 49.9                     | 65.5                     | 66.0                     | 65.1                     | 65.1                     | 60.0                     |
| Top Speed [km/h]       | 64.3                     | 67.0                     | 66.9                     | 66.3                     | 66.9                     | 63.2                     |
| Avg. Dist. to Rail [m] | 4.4                      | 3.4                      | 2.1                      | 2.3                      | 5.1                      | 4.6                      |
| Avg. Stride Freq. [Hz] | 2.1                      | 2.3                      | 2.3                      | 2.3                      | 2.3                      | 2.3                      |
| Avg. Stride Length [m] | 6.4                      | 7.7                      | 7.9                      | 7.8                      | 7.7                      | 7.4                      |



- [ ] Ranking at each section and finish
- .-.- No data available at this section
- NA No data available



|                                |                 |
|--------------------------------|-----------------|
| Horse/Jockey Name              | Kazza's Jet     |
| Final Rank                     | 9               |
| Fastest Section Time (Section) | 0:11.07 (1000m) |
| Top Speed [km/h] (Section)     | 65.9 (1000m)    |
| Race State                     | Finished        |

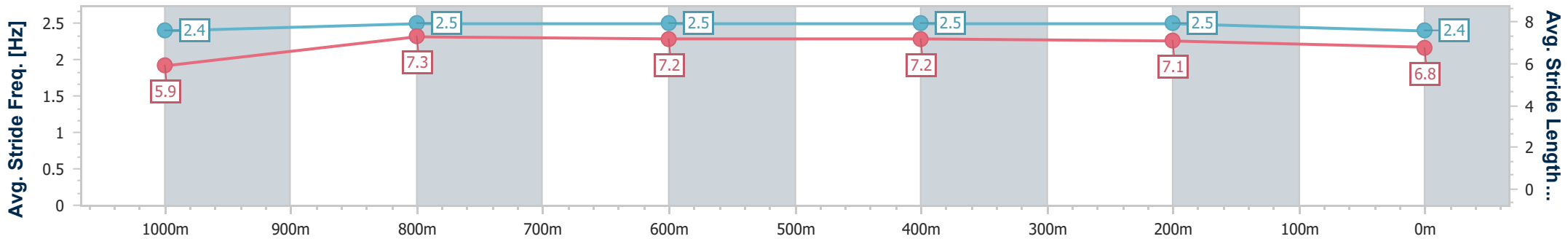
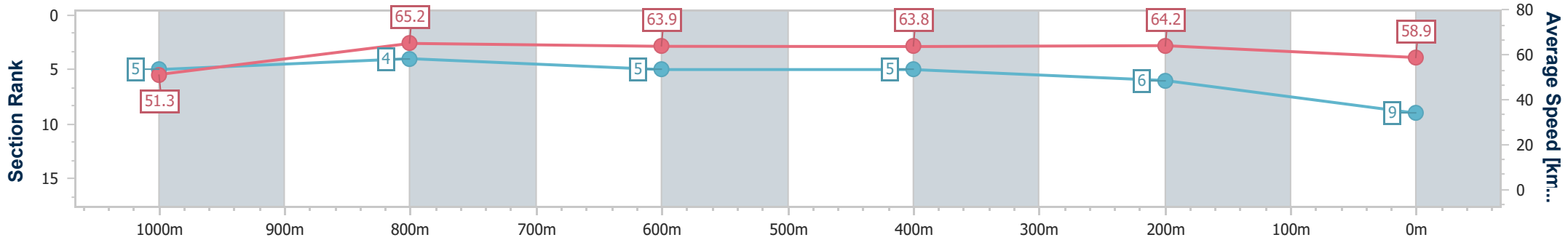


Eagle Farm QLD Professional  
 Race 7: MAGIC MILLIONS GOLD COAST MARCH 20-21 Class 3  
 Plate - 1200m  
 18 February 2023 - 15:48  
 Track Rating: Good 4, Weather: Fine, Rail Position: +2m Entire Course



BRISBANE  
 RACING CLUB

| Section                | Overall                  | 1000m                    | 800m                     | 600m                     | 400m                     | 200m                     |
|------------------------|--------------------------|--------------------------|--------------------------|--------------------------|--------------------------|--------------------------|
| Section Times          | 1:10.97 [9]<br>(0:14.04) | 0:56.93 [5]<br>(0:11.07) | 0:45.86 [4]<br>(0:11.22) | 0:34.64 [5]<br>(0:11.21) | 0:23.43 [5]<br>(0:11.23) | 0:12.20 [6]<br>(0:12.20) |
| Average Speed [km/h]   | 51.3                     | 65.2                     | 63.9                     | 63.8                     | 64.2                     | 58.9                     |
| Top Speed [km/h]       | 65.5                     | 65.9                     | 65.0                     | 64.9                     | 65.6                     | 62.5                     |
| Avg. Dist. to Rail [m] | 1.0                      | 0.7                      | 0.7                      | 1.2                      | 0.4                      | 0.9                      |
| Avg. Stride Freq. [Hz] | 2.4                      | 2.5                      | 2.5                      | 2.5                      | 2.5                      | 2.4                      |
| Avg. Stride Length [m] | 5.9                      | 7.3                      | 7.2                      | 7.2                      | 7.1                      | 6.8                      |



- [ ] Ranking at each section and finish
- .-.- No data available at this section
- NA No data available