



# Doomben QLD Professional

## Race 1: LADBROKES MATES MODE BENCHMARK 78 Handicap - 1050m

18 March 2023 - 11:53



BRISBANE  
RACING CLUB

Track Rating: Soft 5, Weather: Fine, Rail Position: +1.5m Entire Course

Section													Last 600m	
Field Times		Overall	1000m	800m	600m	400m	200m						0:33.29	
		0:59.75 (0:04.84)	0:54.91 (0:10.83)	0:44.08 (0:10.79)	0:33.29 (0:10.91)	0:22.38 (0:10.85)	0:11.53 (0:11.53)							
Rank	TAB Horse/Jockey	Barrier	Top Speed [km/h]	Fastest Section									Margin	Distance Travelled [m]
1	11 <b>SITUATION ROOM</b> Angela Jones	16	69.9 1000m	0:05.09 Overall	0:59.75 [1] (0:05.09)	0:54.66 [8] (0:10.68)	0:43.98 [2] (0:10.69)	0:33.29 [1] (0:10.91)	0:22.38 [1] (0:10.85)	0:11.53 [1] (0:11.53)	0:59.75	0:33.29		
2	14 <b>PUTONTHEREDLIGHT</b> Kyle Wilson-Taylor	4	69.0 1000m	0:05.17 Overall	0:59.93 [2] (0:05.17)	0:54.76 [9] (0:11.06)	0:43.70 [8] (0:10.79)	0:32.91 [8] (0:10.82)	0:22.09 [7] (0:10.77)	0:11.32 [6] (0:11.32)	1.06L	0:32.91	-9	
3	6 <b>HOLD ON HONEY</b> Boris Thornton	1	69.4 400m	0:04.94 Overall	0:59.97 [3] (0:04.94)	0:55.03 [3] (0:11.04)	0:43.99 [6] (0:10.75)	0:33.24 [6] (0:10.88)	0:22.36 [6] (0:10.72)	0:11.64 [2] (0:11.64)	1.29L	0:33.24	-5	
4	13 <b>RUBY JULY</b> Melea Castle	13	70.9 800m	0:05.54 Overall	1:00.02 [4] (0:05.54)	0:54.48 [12] (0:11.01)	0:43.47 [11] (0:10.71)	0:32.76 [11] (0:10.87)	0:21.89 [12] (0:10.71)	0:11.18 [11] (0:11.18)	1.54L	0:32.76	+3	
5	15 <b>NASHIRA</b> Ben Thompson	10	70.4 800m	0:05.33 Overall	1:00.05 [5] (0:05.33)	0:54.72 [11] (0:11.26)	0:43.46 [12] (0:10.71)	0:32.75 [12] (0:10.70)	0:22.05 [10] (0:10.72)	0:11.33 [10] (0:11.33)	1.72L	0:32.75	+1	
6	2 <b>SHAMROCK LU</b> James Orman	15	69.0 800m	0:05.06 Overall	1:00.14 [6] (0:05.06)	0:55.08 [6] (0:11.12)	0:43.96 [7] (0:10.81)	0:33.15 [7] (0:10.94)	0:22.21 [9] (0:10.80)	0:11.41 [9] (0:11.41)	2.26L	0:33.15	-1	
7	1 <b>GEMELON BOLT</b> Marnu Potgieter	3	68.6 1000m	0:04.84 Overall	1:00.21 [7] (0:04.84)	0:55.37 [1] (0:10.83)	0:44.54 [1] (0:10.93)	0:33.61 [3] (0:10.96)	0:22.65 [5] (0:10.97)	0:11.68 [3] (0:11.68)	2.71L	0:33.61	-3	
8	16 <b>CARRIBEAN KING</b> Damien Thornton	7	69.3 800m	0:05.18 Overall	1:00.33 [8] (0:05.18)	0:55.15 [10] (0:11.18)	0:43.97 [9] (0:10.73)	0:33.24 [9] (0:10.79)	0:22.45 [8] (0:10.77)	0:11.68 [7] (0:11.68)	3.39L	0:33.24	+0	
9	3 <b>ZUMA CALIFORNIA</b> Cejay Graham	5	69.9 800m	0:05.60 Overall	1:00.35 [9] (0:05.60)	0:54.75 [13] (0:11.11)	0:43.64 [13] (0:10.69)	0:32.95 [13] (0:10.84)	0:22.11 [13] (0:10.65)	0:11.46 [13] (0:11.46)	3.52L	0:32.95	-2	
10	7 <b>PRINCESS BOJACK</b> Larry Cassidy	9	69.9 800m	0:04.90 Overall	1:00.48 [10] (0:04.90)	0:55.58 [2] (0:11.11)	0:44.47 [4] (0:10.79)	0:33.68 [5] (0:10.88)	0:22.80 [4] (0:11.01)	0:11.79 [4] (0:11.79)	4.28L	0:33.68	+3	

Scratched: Calescent (#8), Ned's Gully (#9), Headwall (#12)

[ ] Ranking at each section and finish  
 -:-:- No data available at this section  
 NA No data available

SCN Saddle cloth number  
 DNF Did not finish  
 DNT Did not track



# Doomben QLD Professional

## Race 1: LADBROKES MATES MODE BENCHMARK 78 Handicap - 1050m

18 March 2023 - 11:53



BRISBANE  
RACING CLUB

Track Rating: Soft 5, Weather: Fine, Rail Position: +1.5m Entire Course

Section		Overall	1000m	800m	600m	400m	200m	Last 600m					
Field Times		0:59.75 (0:04.84)	0:54.91 (0:10.83)	0:44.08 (0:10.79)	0:33.29 (0:10.91)	0:22.38 (0:10.85)	0:11.53 (0:11.53)	0:33.29					
Rank	TAB Horse/Jockey	Barrier	Top Speed [km/h]	Fastest Section	Margin							Distance Travelled [m]	
11	4 CRACKER ESSGEE Mark Du Plessis	6	68.3 1000m	0:05.03 Overall	1:00.51 [11] (0:05.03)	0:55.48 [5] (0:10.95)	0:44.53 [5] (0:10.69)	0:33.84 [4] (0:10.95)	0:22.89 [3] (0:11.08)	0:11.81 [8] (0:11.81)	4.47L	0:33.84	-2
12	5 HIDDEN EYES Adin Thompson	2	68.5 800m	0:05.06 Overall	1:00.64 [12] (0:05.06)	0:55.58 [7] (0:11.40)	0:44.18 [10] (0:10.71)	0:33.47 [10] (0:10.88)	0:22.59 [11] (0:10.74)	0:11.85 [12] (0:11.85)	5.21L	0:33.47	-7
13	10 THE BILLIONAIRE Samantha Collett	11	69.9 800m	0:04.95 Overall	1:00.88 [13] (0:04.95)	0:55.93 [4] (0:11.01)	0:44.92 [3] (0:10.59)	0:34.33 [2] (0:10.87)	0:23.46 [2] (0:11.17)	0:12.29 [4] (0:12.29)	6.62L	0:34.33	-5

Scratched: Calescent (#8), Ned's Gully (#9), Headwall (#12)



Horse/Jockey Name	Situation Room
Final Rank	1
Fastest Section Time (Section)	0:05.09 (Overall)
Top Speed [km/h] (Section)	69.9 (1000m)
Race State	Finished

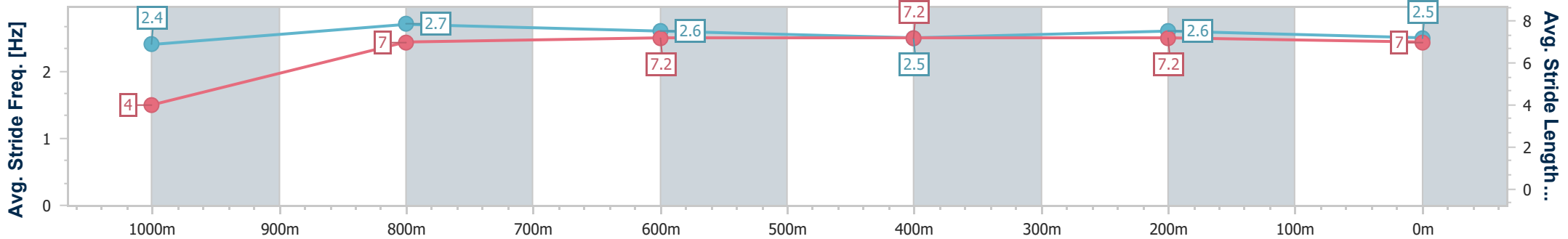
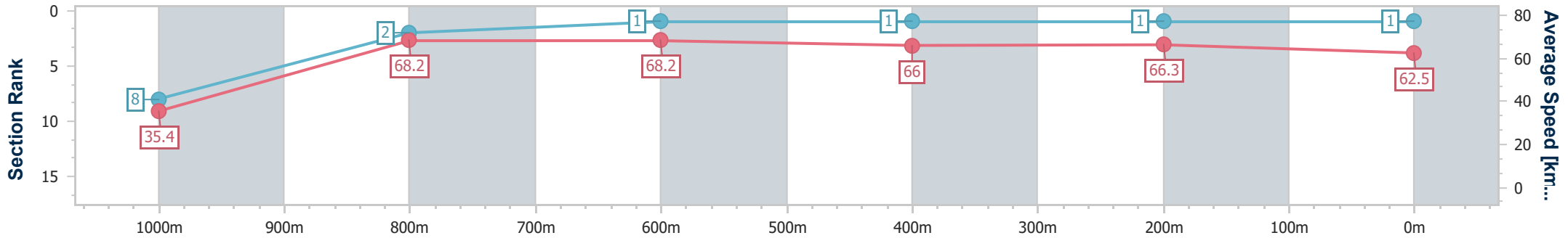


**Doomben QLD Professional**  
**Race 1: LADBROKES MATES MODE BENCHMARK 78**  
 Handicap - 1050m  
 18 March 2023 - 11:53  
 Track Rating: Soft 5, Weather: Fine, Rail Position: +1.5m Entire Course



BRISBANE  
RACING CLUB

Section	Overall	1000m	800m	600m	400m	200m
Section Times	0:59.75 [1] (0:05.09)	0:54.66 [8] (0:10.68)	0:43.98 [2] (0:10.69)	0:33.29 [1] (0:10.91)	0:22.38 [1] (0:10.85)	0:11.53 [1] (0:11.53)
Average Speed [km/h]	35.4	68.2	68.2	66.0	66.3	62.5
Top Speed [km/h]	60.7	69.9	69.3	69.1	68.0	65.9
Avg. Dist. to Rail [m]	13.4	6.4	2.3	0.4	1.1	3.8
Avg. Stride Freq. [Hz]	2.4	2.7	2.6	2.5	2.6	2.5
Avg. Stride Length [m]	4.0	7.0	7.2	7.2	7.2	7.0



- [ ] Ranking at each section and finish
- .-.- No data available at this section
- NA No data available



Horse/Jockey Name	Putontheredlight
Final Rank	2
Fastest Section Time (Section)	0:05.17 (Overall)
Top Speed [km/h] (Section)	69.0 (1000m)
Race State	Finished

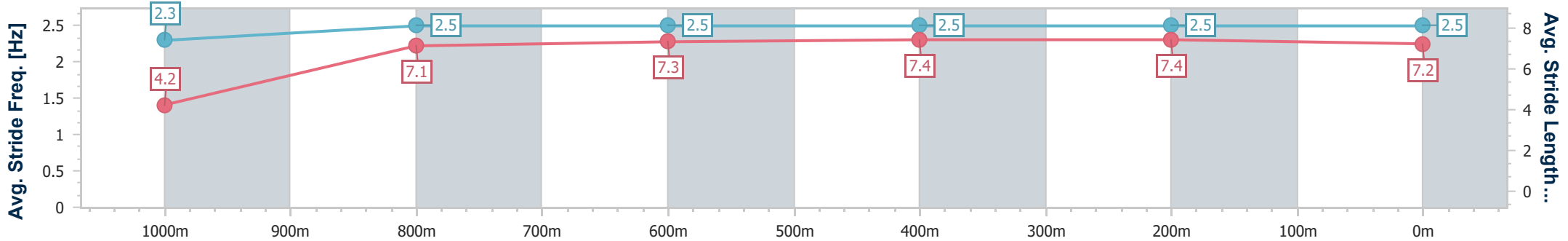
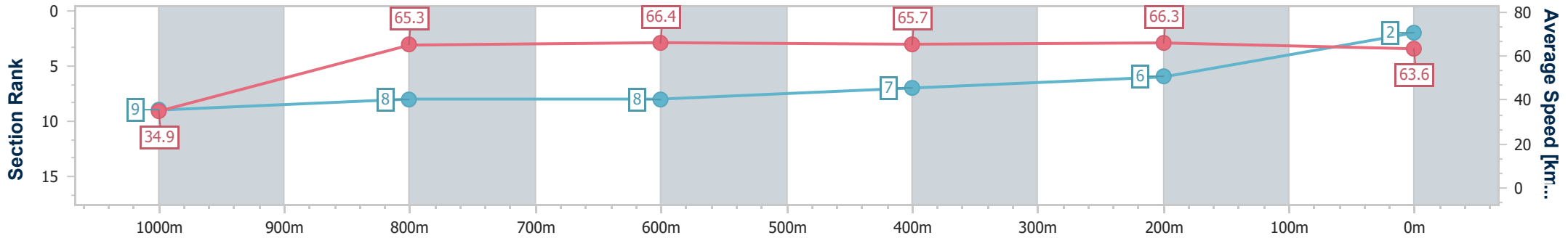


**Doomben QLD Professional**  
**Race 1: LADBROKES MATES MODE BENCHMARK 78**  
 Handicap - 1050m  
 18 March 2023 - 11:53  
 Track Rating: Soft 5, Weather: Fine, Rail Position: +1.5m Entire Course



BRISBANE  
RACING CLUB

Section	Overall	1000m	800m	600m	400m	200m
Section Times	0:59.93 [2] (0:05.17)	0:54.76 [9] (0:11.06)	0:43.70 [8] (0:10.79)	0:32.91 [8] (0:10.82)	0:22.09 [7] (0:10.77)	0:11.32 [6] (0:11.32)
Average Speed [km/h]	34.9	65.3	66.4	65.7	66.3	63.6
Top Speed [km/h]	56.1	69.0	68.3	66.4	67.7	64.5
Avg. Dist. to Rail [m]	5.0	1.5	1.0	2.0	4.1	2.6
Avg. Stride Freq. [Hz]	2.3	2.5	2.5	2.5	2.5	2.5
Avg. Stride Length [m]	4.2	7.1	7.3	7.4	7.4	7.2



- [ ] Ranking at each section and finish
- .-.- No data available at this section
- NA No data available



Horse/Jockey Name	Hold On Honey
Final Rank	3
Fastest Section Time (Section)	0:04.94 (Overall)
Top Speed [km/h] (Section)	69.4 (400m)
Race State	Finished

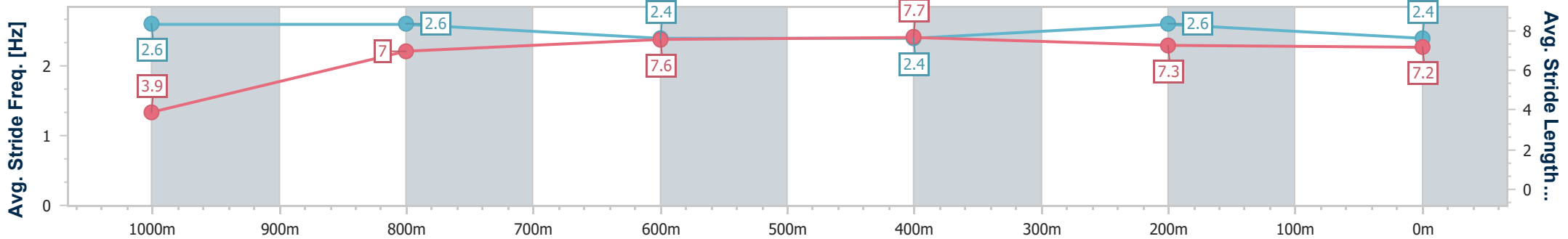
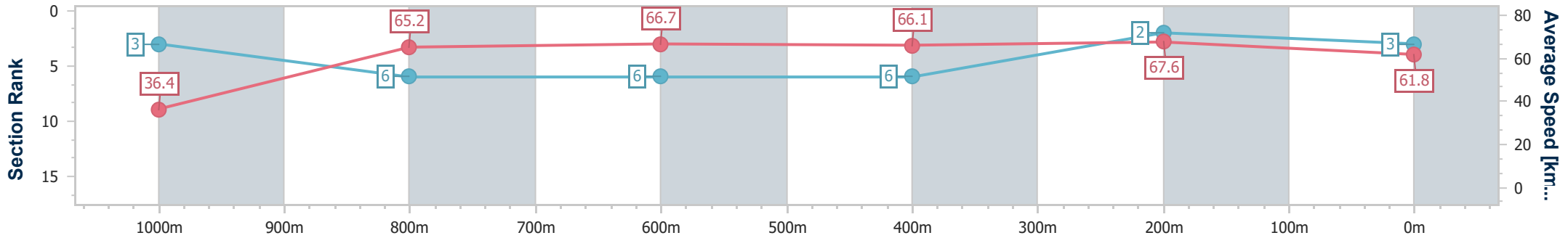


**Doomben QLD Professional**  
**Race 1: LADBROKES MATES MODE BENCHMARK 78**  
 Handicap - 1050m  
 18 March 2023 - 11:53  
 Track Rating: Soft 5, Weather: Fine, Rail Position: +1.5m Entire Course



BRISBANE  
RACING CLUB

Section	Overall	1000m	800m	600m	400m	200m
Section Times	0:59.97 [3] (0:04.94)	0:55.03 [3] (0:11.04)	0:43.99 [6] (0:10.75)	0:33.24 [6] (0:10.88)	0:22.36 [6] (0:10.72)	0:11.64 [2] (0:11.64)
Average Speed [km/h]	36.4	65.2	66.7	66.1	67.6	61.8
Top Speed [km/h]	57.8	67.9	67.9	67.0	69.4	65.8
Avg. Dist. to Rail [m]	1.9	0.2	0.7	0.8	3.4	5.1
Avg. Stride Freq. [Hz]	2.6	2.6	2.4	2.4	2.6	2.4
Avg. Stride Length [m]	3.9	7.0	7.6	7.7	7.3	7.2



- [ ] Ranking at each section and finish
- .-.- No data available at this section
- NA No data available



Horse/Jockey Name	Ruby July
Final Rank	4
Fastest Section Time (Section)	0:05.54 (Overall)
Top Speed [km/h] (Section)	70.9 (800m)
Race State	Finished

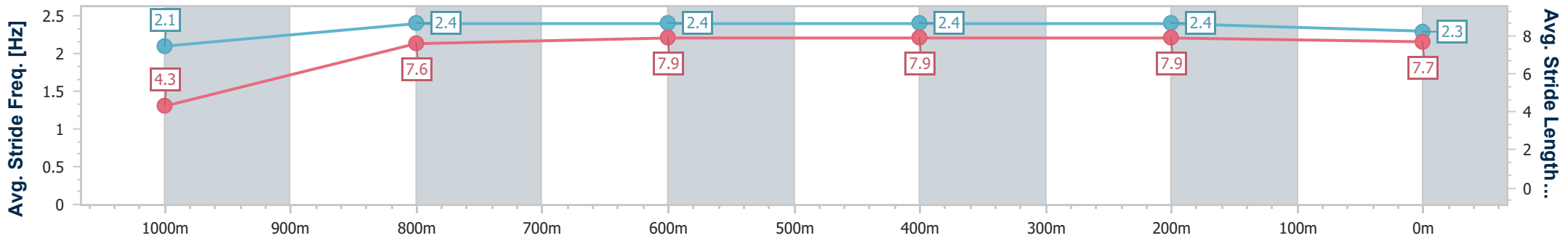
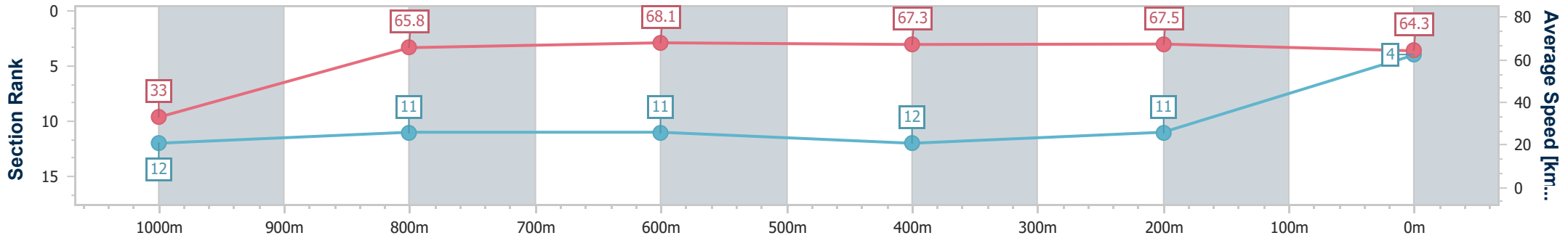


**Doomben QLD Professional**  
**Race 1: LADBROKES MATES MODE BENCHMARK 78**  
 Handicap - 1050m  
 18 March 2023 - 11:53  
 Track Rating: Soft 5, Weather: Fine, Rail Position: +1.5m Entire Course



BRISBANE RACING CLUB

Section	Overall	1000m	800m	600m	400m	200m
Section Times	1:00.02 [4] (0:05.54)	0:54.48 [12] (0:11.01)	0:43.47 [11] (0:10.71)	0:32.76 [11] (0:10.87)	0:21.89 [12] (0:10.71)	0:11.18 [11] (0:11.18)
Average Speed [km/h]	33.0	65.8	68.1	67.3	67.5	64.3
Top Speed [km/h]	56.0	69.0	70.9	69.1	69.6	65.8
Avg. Dist. to Rail [m]	11.1	2.9	3.0	2.7	2.4	5.0
Avg. Stride Freq. [Hz]	2.1	2.4	2.4	2.4	2.4	2.3
Avg. Stride Length [m]	4.3	7.6	7.9	7.9	7.9	7.7



- [ ] Ranking at each section and finish
- .-.- No data available at this section
- NA No data available



Horse/Jockey Name	Nashira
Final Rank	5
Fastest Section Time (Section)	0:05.33 (Overall)
Top Speed [km/h] (Section)	70.4 (800m)
Race State	Finished

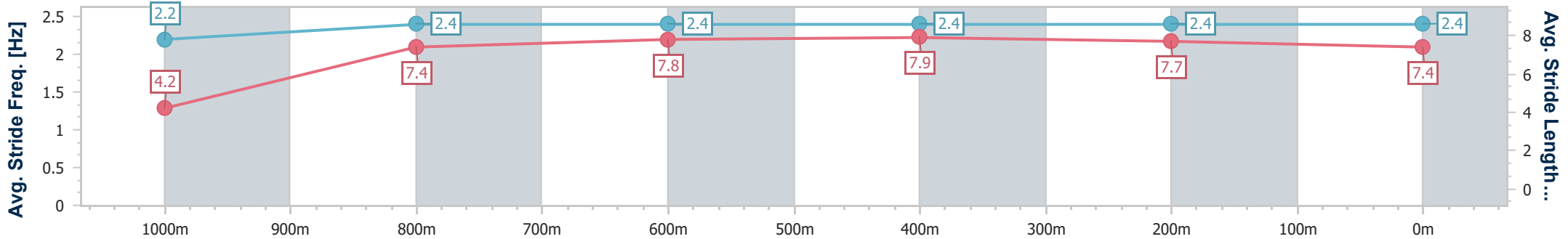
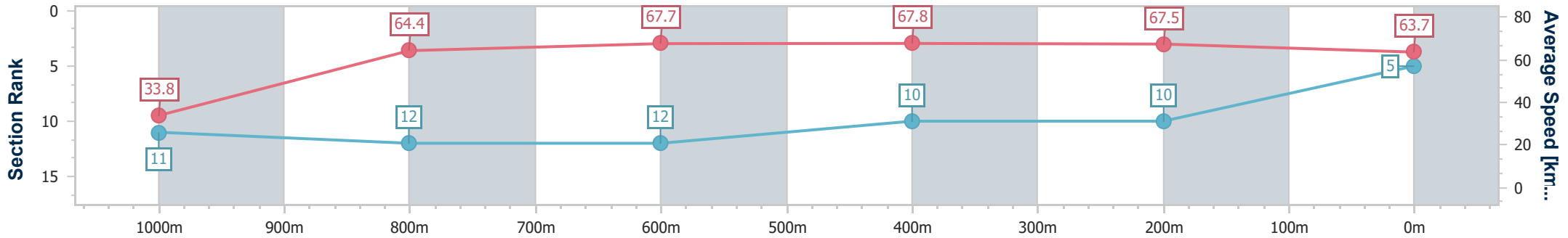


**Doomben QLD Professional**  
**Race 1: LADBROKES MATES MODE BENCHMARK 78**  
 Handicap - 1050m  
 18 March 2023 - 11:53  
 Track Rating: Soft 5, Weather: Fine, Rail Position: +1.5m Entire Course



BRISBANE  
RACING CLUB

Section	Overall	1000m	800m	600m	400m	200m
Section Times	1:00.05 [5] (0:05.33)	0:54.72 [11] (0:11.26)	0:43.46 [12] (0:10.71)	0:32.75 [12] (0:10.70)	0:22.05 [10] (0:10.72)	0:11.33 [10] (0:11.33)
Average Speed [km/h]	33.8	64.4	67.7	67.8	67.5	63.7
Top Speed [km/h]	55.1	68.3	70.4	69.5	69.8	67.3
Avg. Dist. to Rail [m]	9.5	3.9	1.6	1.3	2.6	6.4
Avg. Stride Freq. [Hz]	2.2	2.4	2.4	2.4	2.4	2.4
Avg. Stride Length [m]	4.2	7.4	7.8	7.9	7.7	7.4



- [ ] Ranking at each section and finish
- .-.- No data available at this section
- NA No data available



Horse/Jockey Name	Shamrock Lu
Final Rank	6
Fastest Section Time (Section)	0:05.06 (Overall)
Top Speed [km/h] (Section)	69.0 (800m)
Race State	Finished

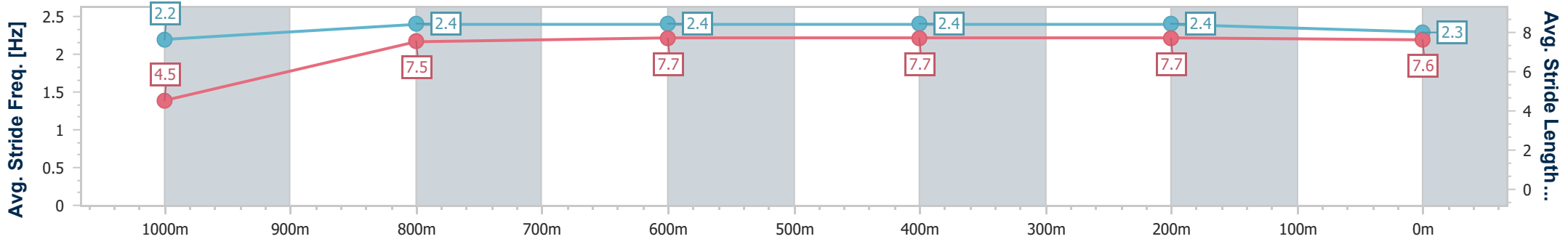
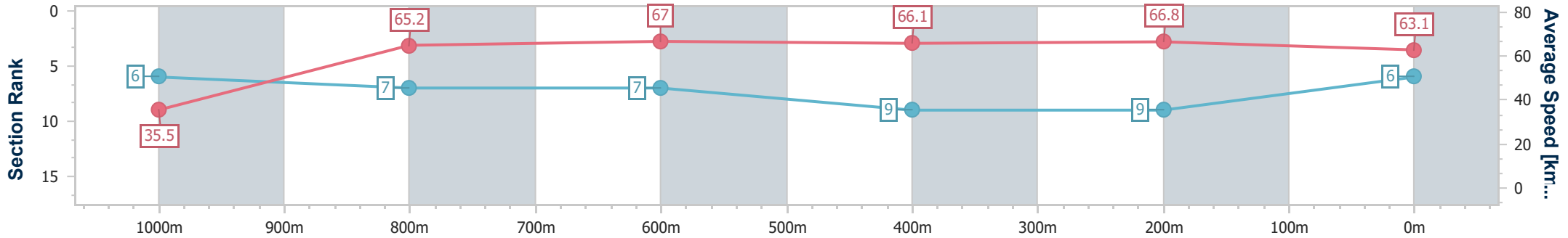


**Doomben QLD Professional**  
**Race 1: LADBROKES MATES MODE BENCHMARK 78**  
**Handicap - 1050m**  
**18 March 2023 - 11:53**  
**Track Rating: Soft 5, Weather: Fine, Rail Position: +1.5m Entire Course**



BRISBANE RACING CLUB

Section	Overall	1000m	800m	600m	400m	200m
Section Times	1:00.14 [6] (0:05.06)	0:55.08 [6] (0:11.12)	0:43.96 [7] (0:10.81)	0:33.15 [7] (0:10.94)	0:22.21 [9] (0:10.80)	0:11.41 [9] (0:11.41)
Average Speed [km/h]	35.5	65.2	67.0	66.1	66.8	63.1
Top Speed [km/h]	56.1	67.9	69.0	68.4	68.4	66.2
Avg. Dist. to Rail [m]	11.7	4.1	0.9	1.1	1.9	4.7
Avg. Stride Freq. [Hz]	2.2	2.4	2.4	2.4	2.4	2.3
Avg. Stride Length [m]	4.5	7.5	7.7	7.7	7.7	7.6



- [ ] Ranking at each section and finish
- .-.- No data available at this section
- NA No data available





Horse/Jockey Name	Gemelon Bolt
Final Rank	7
Fastest Section Time (Section)	0:04.84 (Overall)
Top Speed [km/h] (Section)	68.6 (1000m)
Race State	Finished

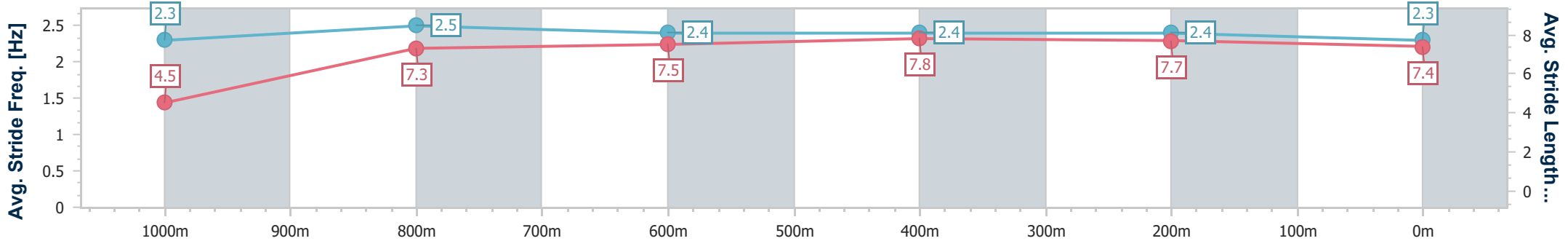
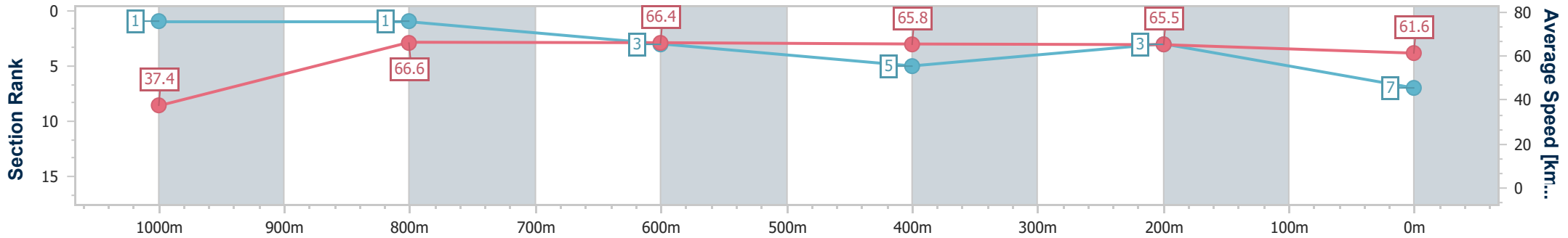


**Doomben QLD Professional**  
**Race 1: LADBROKES MATES MODE BENCHMARK 78**  
**Handicap - 1050m**  
**18 March 2023 - 11:53**  
**Track Rating: Soft 5, Weather: Fine, Rail Position: +1.5m Entire Course**



BRISBANE RACING CLUB

Section	Overall	1000m	800m	600m	400m	200m
Section Times	1:00.21 [7] (0:04.84)	0:55.37 [1] (0:10.83)	0:44.54 [1] (0:10.93)	0:33.61 [3] (0:10.96)	0:22.65 [5] (0:10.97)	0:11.68 [3] (0:11.68)
Average Speed [km/h]	37.4	66.6	66.4	65.8	65.5	61.6
Top Speed [km/h]	59.1	68.6	68.3	66.3	66.3	64.7
Avg. Dist. to Rail [m]	4.3	0.9	1.7	0.9	0.6	1.1
Avg. Stride Freq. [Hz]	2.3	2.5	2.4	2.4	2.4	2.3
Avg. Stride Length [m]	4.5	7.3	7.5	7.8	7.7	7.4



- [ ] Ranking at each section and finish
- .-.- No data available at this section
- NA No data available



Horse/Jockey Name	Carribbean King
Final Rank	8
Fastest Section Time (Section)	0:05.18 (Overall)
Top Speed [km/h] (Section)	69.3 (800m)
Race State	Finished

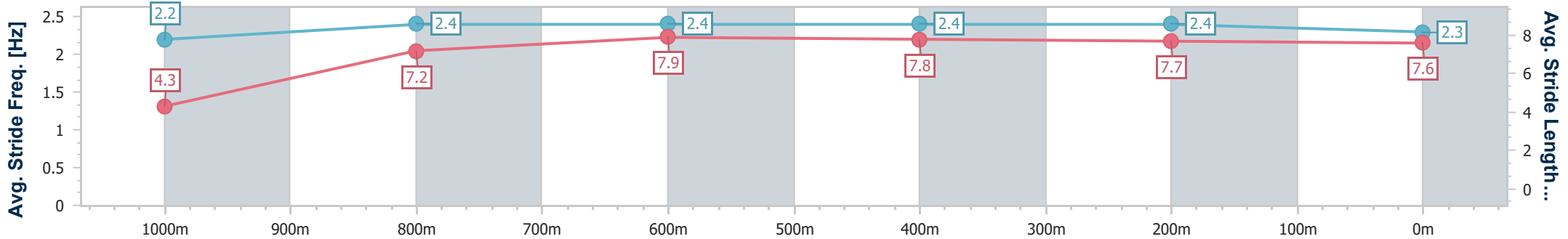
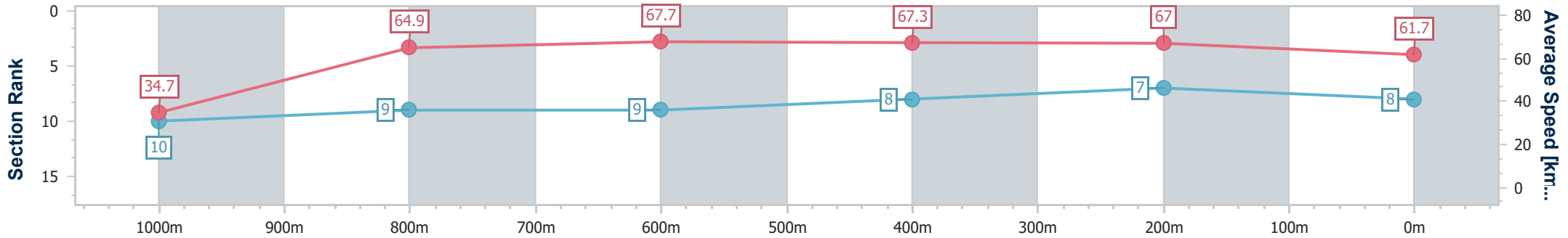


**Doomben QLD Professional**  
**Race 1: LADBROKES MATES MODE BENCHMARK 78**  
**Handicap - 1050m**  
**18 March 2023 - 11:53**  
**Track Rating: Soft 5, Weather: Fine, Rail Position: +1.5m Entire Course**



BRISBANE RACING CLUB

Section	Overall	1000m	800m	600m	400m	200m								
Section Times	1:00.33 [8] (0:05.18)	0:55.15 [10] (0:11.18)	0:43.97 [9] (0:10.73)	0:33.24 [9] (0:10.79)	0:22.45 [8] (0:10.77)	0:11.68 [7] (0:11.68)								
Average Speed [km/h]	34.7	64.9	67.7	67.3	67.0	61.7								
Top Speed [km/h]	56.2	66.9	69.3	68.3	68.2	65.2								
Avg. Dist. to Rail [m]	7.7	3.5	1.7	1.3	2.3	5.0								
Avg. Stride Freq. [Hz]	2.2	2.4	2.4	2.4	2.4	2.3								
Avg. Stride Length [m]	4.3	7.2	7.9	7.8	7.7	7.6								



- [ ] Ranking at each section and finish
- .-.- No data available at this section
- NA No data available



Horse/Jockey Name	Zuma California
Final Rank	9
Fastest Section Time (Section)	0:05.60 (Overall)
Top Speed [km/h] (Section)	69.9 (800m)
Race State	Finished

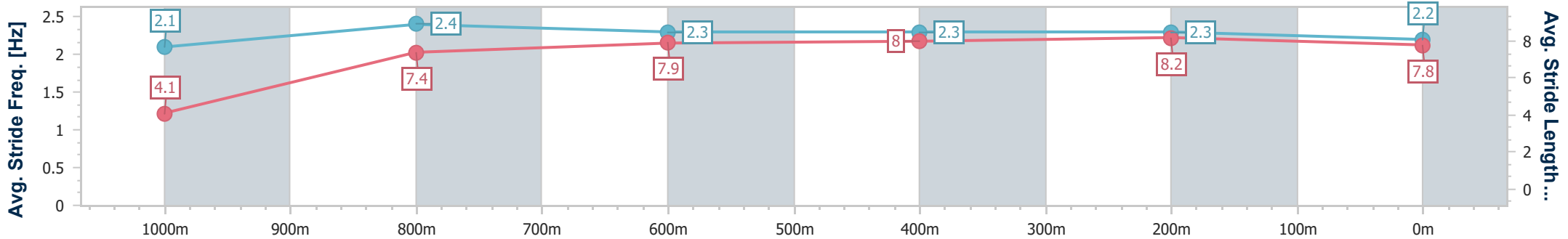
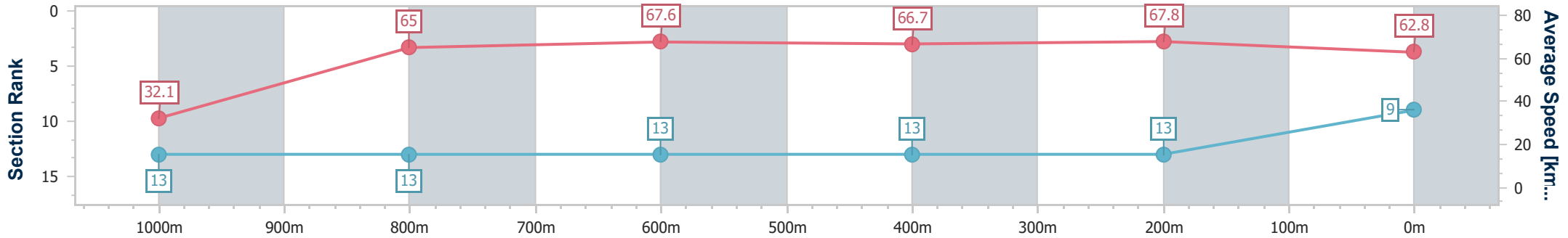


**Doomben QLD Professional**  
**Race 1: LADBROKES MATES MODE BENCHMARK 78**  
 Handicap - 1050m  
 18 March 2023 - 11:53  
 Track Rating: Soft 5, Weather: Fine, Rail Position: +1.5m Entire Course



BRISBANE  
RACING CLUB

Section	Overall	1000m	800m	600m	400m	200m
Section Times	1:00.35 [9] (0:05.60)	0:54.75 [13] (0:11.11)	0:43.64 [13] (0:10.69)	0:32.95 [13] (0:10.84)	0:22.11 [13] (0:10.65)	0:11.46 [13] (0:11.46)
Average Speed [km/h]	32.1	65.0	67.6	66.7	67.8	62.8
Top Speed [km/h]	56.1	68.5	69.9	68.8	69.7	64.1
Avg. Dist. to Rail [m]	6.4	1.2	0.9	0.8	1.8	3.5
Avg. Stride Freq. [Hz]	2.1	2.4	2.3	2.3	2.3	2.2
Avg. Stride Length [m]	4.1	7.4	7.9	8.0	8.2	7.8



- [ ] Ranking at each section and finish
- .-.- No data available at this section
- NA No data available



Horse/Jockey Name	Princess Bojack
Final Rank	10
Fastest Section Time (Section)	0:04.90 (Overall)
Top Speed [km/h] (Section)	69.9 (800m)
Race State	Finished



**Doomben QLD Professional**  
**Race 1: LADBROKES MATES MODE BENCHMARK 78**  
 Handicap - 1050m

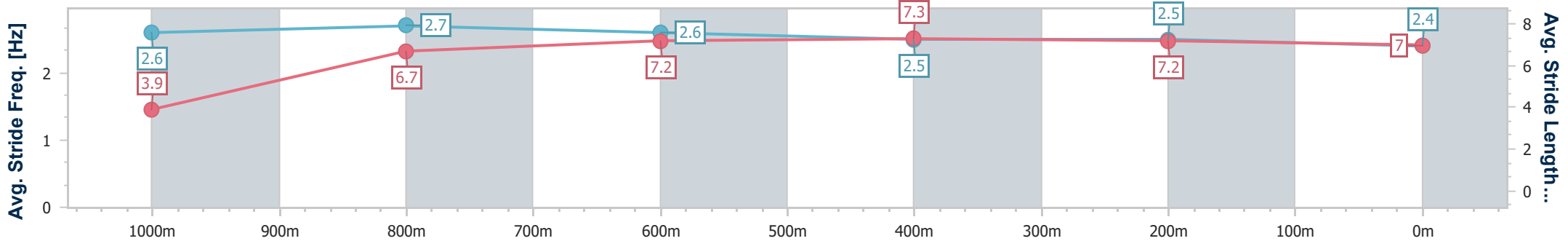
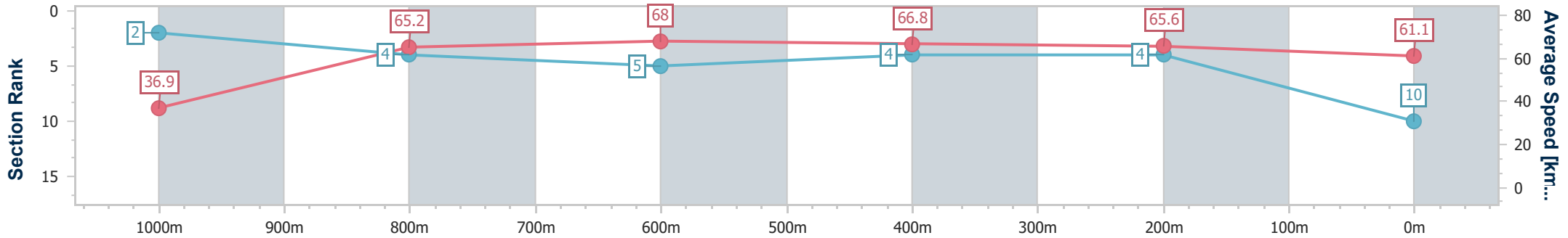
18 March 2023 - 11:53

Track Rating: Soft 5, Weather: Fine, Rail Position: +1.5m Entire Course



BRISBANE  
RACING CLUB

Section	Overall	1000m	800m	600m	400m	200m
Section Times	1:00.48 [10] (0:04.90)	0:55.58 [2] (0:11.11)	0:44.47 [4] (0:10.79)	0:33.68 [5] (0:10.88)	0:22.80 [4] (0:11.01)	0:11.79 [4] (0:11.79)
Average Speed [km/h]	36.9	65.2	68.0	66.8	65.6	61.1
Top Speed [km/h]	58.1	67.5	69.9	68.2	67.3	64.6
Avg. Dist. to Rail [m]	8.5	3.3	3.4	1.5	1.9	1.6
Avg. Stride Freq. [Hz]	2.6	2.7	2.6	2.5	2.5	2.4
Avg. Stride Length [m]	3.9	6.7	7.2	7.3	7.2	7.0



- [ ] Ranking at each section and finish
- .-.- No data available at this section
- NA No data available



Horse/Jockey Name	Cracker Essgee
Final Rank	11
Fastest Section Time (Section)	0:05.03 (Overall)
Top Speed [km/h] (Section)	68.3 (1000m)
Race State	Finished

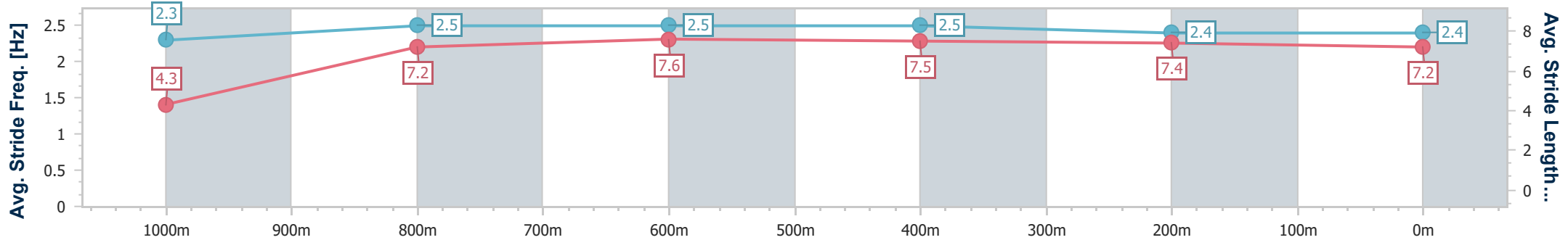
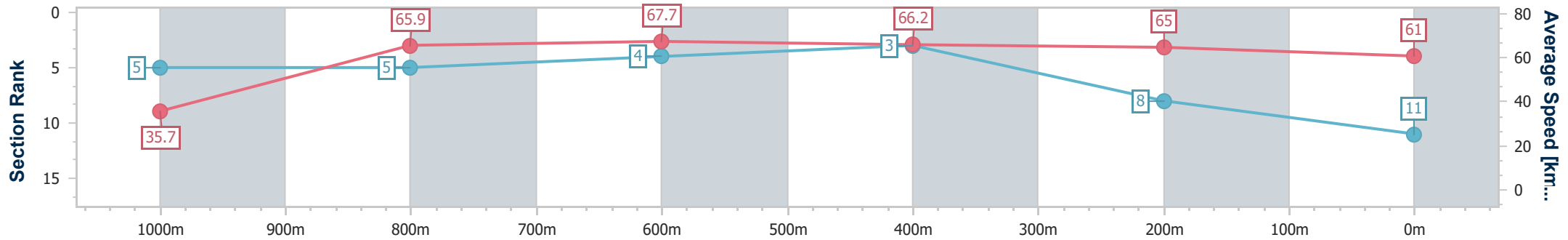


**Doomben QLD Professional**  
**Race 1: LADBROKES MATES MODE BENCHMARK 78**  
 Handicap - 1050m  
 18 March 2023 - 11:53  
 Track Rating: Soft 5, Weather: Fine, Rail Position: +1.5m Entire Course



BRISBANE RACING CLUB

Section	Overall	1000m	800m	600m	400m	200m
Section Times	1:00.51 [11] (0:05.03)	0:55.48 [5] (0:10.95)	0:44.53 [5] (0:10.69)	0:33.84 [4] (0:10.95)	0:22.89 [3] (0:11.08)	0:11.81 [8] (0:11.81)
Average Speed [km/h]	35.7	65.9	67.7	66.2	65.0	61.0
Top Speed [km/h]	58.1	68.3	68.2	68.2	66.0	64.1
Avg. Dist. to Rail [m]	6.6	1.9	0.8	1.2	0.4	0.6
Avg. Stride Freq. [Hz]	2.3	2.5	2.5	2.5	2.4	2.4
Avg. Stride Length [m]	4.3	7.2	7.6	7.5	7.4	7.2



- [ ] Ranking at each section and finish
- .-.- No data available at this section
- NA No data available



Horse/Jockey Name	Hidden Eyes
Final Rank	12
Fastest Section Time (Section)	0:05.06 (Overall)
Top Speed [km/h] (Section)	68.5 (800m)
Race State	Finished

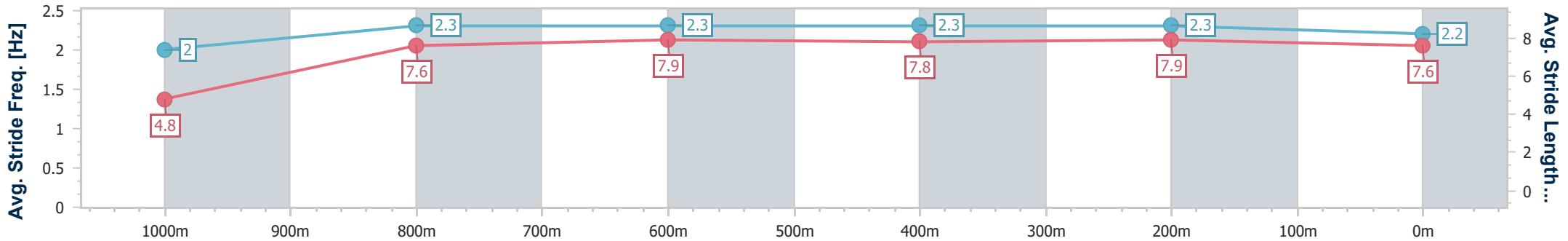
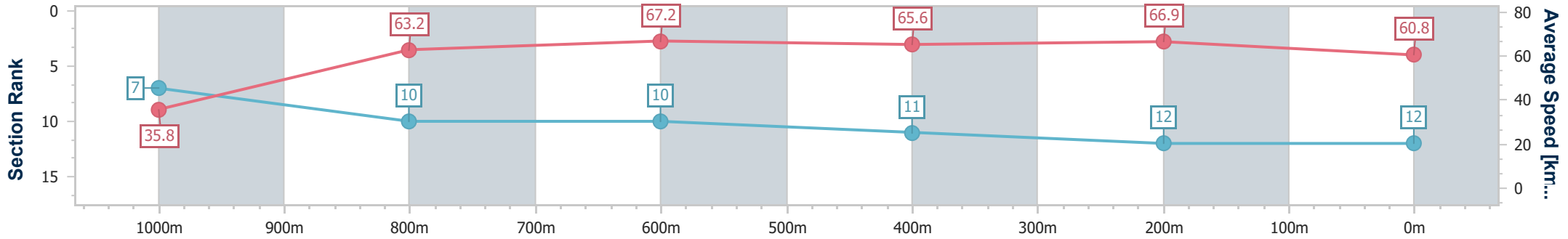


**Doomben QLD Professional**  
**Race 1: LADBROKES MATES MODE BENCHMARK 78**  
**Handicap - 1050m**  
**18 March 2023 - 11:53**  
**Track Rating: Soft 5, Weather: Fine, Rail Position: +1.5m Entire Course**



BRISBANE RACING CLUB

Section	Overall	1000m	800m	600m	400m	200m
Section Times	1:00.64 [12] (0:05.06)	0:55.58 [7] (0:11.40)	0:44.18 [10] (0:10.71)	0:33.47 [10] (0:10.88)	0:22.59 [11] (0:10.74)	0:11.85 [12] (0:11.85)
Average Speed [km/h]	35.8	63.2	67.2	65.6	66.9	60.8
Top Speed [km/h]	55.0	65.9	68.5	67.9	68.2	64.0
Avg. Dist. to Rail [m]	3.4	1.0	0.2	1.1	0.9	0.6
Avg. Stride Freq. [Hz]	2.0	2.3	2.3	2.3	2.3	2.2
Avg. Stride Length [m]	4.8	7.6	7.9	7.8	7.9	7.6



- [ ] Ranking at each section and finish
- .-.-.- No data available at this section
- NA No data available



Horse/Jockey Name	The Billionaire
Final Rank	13
Fastest Section Time (Section)	0:04.95 (Overall)
Top Speed [km/h] (Section)	69.9 (800m)
Race State	Finished

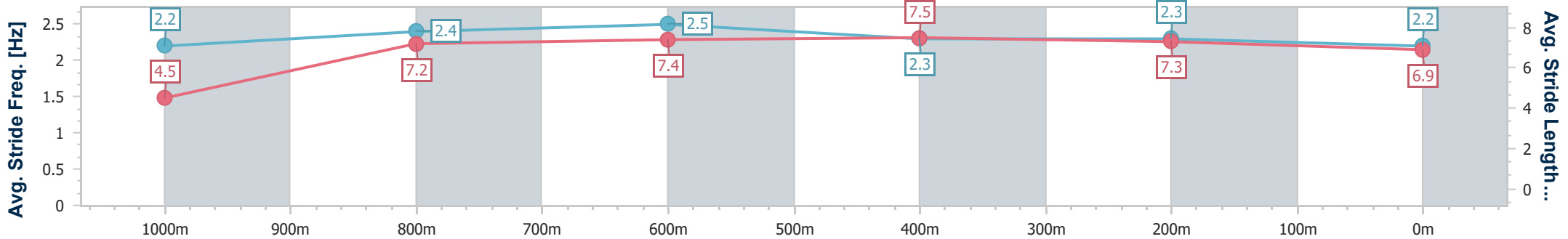
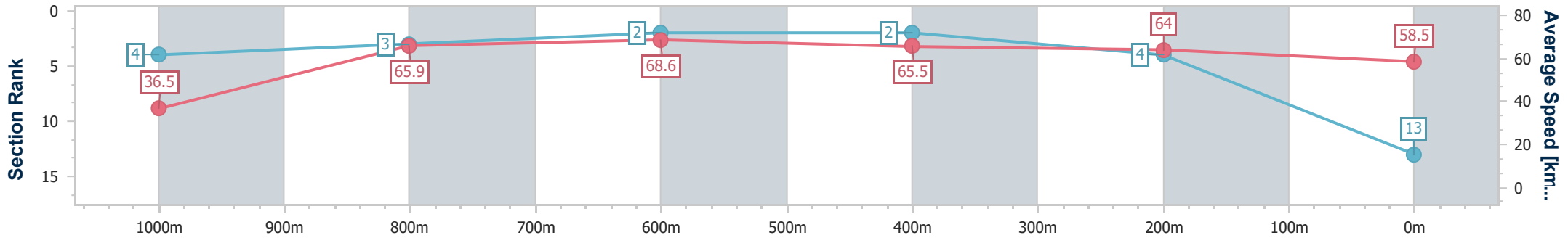


**Doomben QLD Professional**  
**Race 1: LADBROKES MATES MODE BENCHMARK 78**  
 Handicap - 1050m  
 18 March 2023 - 11:53  
 Track Rating: Soft 5, Weather: Fine, Rail Position: +1.5m Entire Course



BRISBANE  
RACING CLUB

Section	Overall	1000m	800m	600m	400m	200m								
Section Times	1:00.88 [13] (0:04.95)	0:55.93 [4] (0:11.01)	0:44.92 [3] (0:10.59)	0:34.33 [2] (0:10.87)	0:23.46 [2] (0:11.17)	0:12.29 [4] (0:12.29)								
Average Speed [km/h]	36.5	65.9	68.6	65.5	64.0	58.5								
Top Speed [km/h]	57.7	68.9	69.9	69.5	65.8	62.5								
Avg. Dist. to Rail [m]	10.6	4.4	1.8	2.2	2.2	0.6								
Avg. Stride Freq. [Hz]	2.2	2.4	2.5	2.3	2.3	2.2								
Avg. Stride Length [m]	4.5	7.2	7.4	7.5	7.3	6.9								



- [ ] Ranking at each section and finish
- .-.- No data available at this section
- NA No data available