



## Doomben QLD Professional

### Race 3: JIM ROBERTS 35 YEARS OF SERVICE Class 6 Handicap - 1600m

18 March 2023 - 13:11



BRISBANE  
RACING CLUB

Track Rating: Soft 5, Weather: Fine, Rail Position: +1.5m Entire Course

Section		Overall	1400m	1200m	1000m	800m	600m	400m	Last 600m				
Field Times		1:34.18 (0:13.67)	1:20.51 (0:10.87)	1:09.64 (0:11.14)	0:58.50 (0:11.64)	0:46.86 (0:11.88)	0:34.98 (0:11.75)	0:23.23 (0:11.38)	0:34.98				
Rank	TAB Horse/Jockey	Barrier	Top Speed [km/h]	Fastest Section									Distance Travelled [m]
1	3 RED WAVE Ben Thompson	4	65.3 1000m	0:11.20 1000m	1:34.18 [1] (0:14.04)	1:20.14 [7] (0:11.29)	1:08.85 [7] (0:11.39)	0:57.46 [7] (0:11.20)	0:46.26 [5] (0:11.73)	0:34.53 [4] (0:11.59)	0:22.94 [3] (0:11.24)	0:34.53	
2	10 SECRET TALES Taylor Marshall	5	65.9 1400m	0:11.14 1400m	1:34.52 [2] (0:14.35)	1:20.17 [8] (0:11.14)	1:09.03 [8] (0:11.54)	0:57.49 [9] (0:11.22)	0:46.27 [9] (0:11.73)	0:34.54 [6] (0:11.54)	0:23.00 [4] (0:11.21)	0:34.54	-2
3	8 APPLICATIONS Damien Thornton	3	67.2 Overall	0:10.87 1400m	1:34.70 [3] (0:13.67)	1:21.03 [1] (0:10.87)	1:10.16 [1] (0:11.14)	0:59.02 [1] (0:11.64)	0:47.38 [1] (0:11.88)	0:35.50 [1] (0:11.75)	0:23.75 [1] (0:11.38)	0:35.50	-4
4	5 MAGIC CONQUEROR Larry Cassidy	11	67.7 Overall	0:10.84 1400m	1:35.00 [4] (0:13.70)	1:21.30 [2] (0:10.84)	1:10.46 [2] (0:11.17)	0:59.29 [2] (0:11.71)	0:47.58 [2] (0:12.03)	0:35.55 [2] (0:11.62)	0:23.93 [2] (0:11.45)	0:35.55	+0
5	1 BOTTEGA Angela Jones	6	67.5 1000m	0:11.14 1400m	1:35.17 [5] (0:14.35)	1:20.82 [9] (0:11.14)	1:09.68 [9] (0:11.21)	0:58.47 [6] (0:11.15)	0:47.32 [4] (0:12.04)	0:35.28 [5] (0:11.79)	0:23.49 [6] (0:11.49)	0:35.28	+7
6	7 ROSE OF DUPORTH Mark Du Plessis	2	66.1 1400m	0:11.08 1400m	1:35.28 [6] (0:14.03)	1:21.25 [6] (0:11.08)	1:10.17 [5] (0:11.54)	0:58.63 [5] (0:11.54)	0:47.09 [8] (0:12.05)	0:35.04 [10] (0:11.85)	0:23.19 [11] (0:11.36)	0:35.04	+2
7	11 BOLD HALO Nikita Beriman	1	66.3 1400m	0:11.10 1400m	1:35.58 [7] (0:13.88)	1:21.70 [4] (0:11.10)	1:10.60 [4] (0:11.55)	0:59.05 [4] (0:11.50)	0:47.55 [6] (0:11.97)	0:35.58 [7] (0:11.77)	0:23.81 [7] (0:11.48)	0:35.58	-2
8	2 WREN'S DAY Marnu Potgieter	9	65.6 1400m	0:11.31 1000m	1:35.77 [8] (0:13.96)	1:21.81 [5] (0:11.34)	1:10.47 [6] (0:11.45)	0:59.02 [8] (0:11.31)	0:47.71 [7] (0:11.98)	0:35.73 [8] (0:11.80)	0:23.93 [8] (0:11.61)	0:35.73	+7
9	9 THE CULLINAN Samantha Collett	10	66.5 1400m	0:10.99 1400m	1:35.97 [9] (0:14.77)	1:21.20 [11] (0:10.99)	1:10.21 [10] (0:11.44)	0:58.77 [11] (0:11.24)	0:47.53 [10] (0:11.81)	0:35.72 [9] (0:11.69)	0:24.03 [10] (0:11.60)	0:35.72	+6
10	4 SPANISH POINT Jaden Lloyd	7	65.6 1400m	0:11.05 1400m	1:36.04 [10] (0:14.70)	1:21.34 [10] (0:11.05)	1:10.29 [11] (0:11.42)	0:58.87 [10] (0:11.40)	0:47.47 [11] (0:11.65)	0:35.82 [11] (0:11.59)	0:24.23 [9] (0:11.52)	0:35.82	-2



**Doomben QLD Professional**  
**Race 3: JIM ROBERTS 35 YEARS OF SERVICE Class 6 Handicap - 1600m**  
**18 March 2023 - 13:11**



BRISBANE  
RACING CLUB

Track Rating: Soft 5, Weather: Fine, Rail Position: +1.5m Entire Course

Section	Overall	1400m	1200m	1000m	800m	600m	400m	Last 600m
Field Times	1:34.18 (0:13.67)	1:20.51 (0:10.87)	1:09.64 (0:11.14)	0:58.50 (0:11.64)	0:46.86 (0:11.88)	0:34.98 (0:11.75)	0:23.23 (0:11.38)	0:34.98

Rank	TAB	Horse/Jockey	Barrier	Top Speed [km/h]	Fastest Section								Distance Travelled [m]	
11	6	NO GOING BACK	8	67.0	0:10.92	1:39.89 [11]	1:26.15 [3]	1:15.23 [3]	1:04.02 [3]	0:52.28 [3]	0:40.28 [3]	0:28.45 [4]	0:40.28	+1
		Cejay Graham		1400m	1400m	(0:13.74)	(0:10.92)	(0:11.21)	(0:11.74)	(0:12.00)	(0:11.83)	(0:12.46)		

[ ] Ranking at each section and finish  
 -:-:- No data available at this section  
 NA No data available

SCN Saddle cloth number  
 DNF Did not finish  
 DNT Did not track



**Doomben QLD Professional**  
**Race 3: JIM ROBERTS 35 YEARS OF SERVICE Class 6 Handicap -**  
**1600m**  
**18 March 2023 - 13:11**



Track Rating: Soft 5, Weather: Fine, Rail Position: +1.5m Entire Course

Section				200m				Last 600m	
Field Times				0:11.85 (0:11.85)				0:34.98	
Rank	TAB Horse/Jockey	Barrier	Top Speed [km/h]	Fastest Section	Margin				Distance Travelled [m]
1	3 <b>RED WAVE</b> Ben Thompson	4	65.3 1000m	0:11.20 1000m	0:11.70 [2] (0:11.70)	1:34.18		0:34.53	
2	10 <b>SECRET TALES</b> Taylor Marshall	5	65.9 1400m	0:11.14 1400m	0:11.79 [4] (0:11.79)	2L		0:34.54	-2
3	8 <b>APPLICATIONS</b> Damien Thornton	3	67.2 Overall	0:10.87 1400m	0:12.37 [1] (0:12.37)	3.07L		0:35.50	-4
4	5 <b>MAGIC CONQUEROR</b> Larry Cassidy	11	67.7 Overall	0:10.84 1400m	0:12.48 [3] (0:12.48)	4.83L		0:35.55	+0
5	1 <b>BOTTEGA</b> Angela Jones	6	67.5 1000m	0:11.14 1400m	0:12.00 [5] (0:12.00)	5.84L		0:35.28	+7
6	7 <b>ROSE OF DUPORTH</b> Mark Du Plessis	2	66.1 1400m	0:11.08 1400m	0:11.83 [9] (0:11.83)	6.46L		0:35.04	+2
7	11 <b>BOLD HALO</b> Nikita Beriman	1	66.3 1400m	0:11.10 1400m	0:12.33 [6] (0:12.33)	8.23L		0:35.58	-2
8	2 <b>WREN'S DAY</b> Marnu Potgieter	9	65.6 1400m	0:11.31 1000m	0:12.32 [8] (0:12.32)	9.37L		0:35.73	+7
9	9 <b>THE CULLINAN</b> Samantha Collett	10	66.5 1400m	0:10.99 1400m	0:12.43 [10] (0:12.43)	10.55L		0:35.72	+6
10	4 <b>SPANISH POINT</b> Jaden Lloyd	7	65.6 1400m	0:11.05 1400m	0:12.71 [7] (0:12.71)	10.96L		0:35.82	-2



**Doomben QLD Professional**  
**Race 3: JIM ROBERTS 35 YEARS OF SERVICE Class 6 Handicap -**  
**1600m**  
**18 March 2023 - 13:11**



Track Rating: Soft 5, Weather: Fine, Rail Position: +1.5m Entire Course

Section				200m				Last 600m	
Field Times				0:11.85 (0:11.85)				0:34.98	
Rank	TAB Horse/Jockey	Barrier	Top Speed [km/h]	Fastest Section	Margin				Distance Travelled [m]
11	6 NO GOING BACK Cejay Graham	8	67.0 1400m	0:10.92 1400m	0:15.99 [11] (0:15.99)	33.58L		0:40.28	+1



Horse/Jockey Name	Red Wave
Final Rank	1
Fastest Section Time (Section)	0:11.20 (1000m)
Top Speed [km/h] (Section)	65.3 (1000m)
Race State	Finished

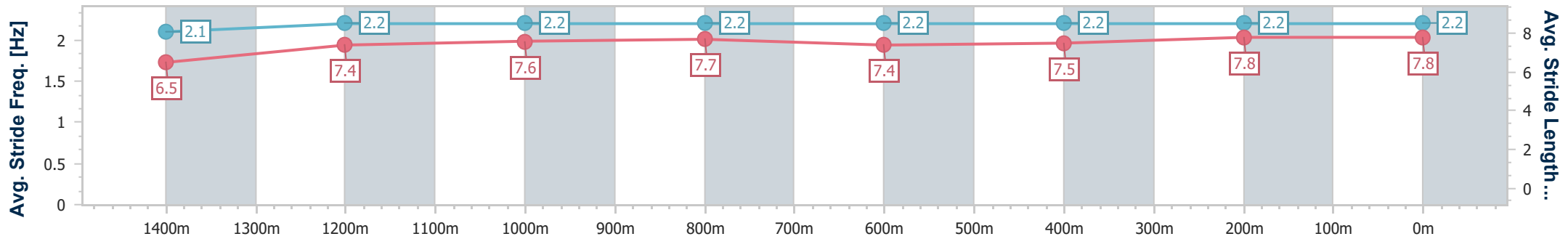
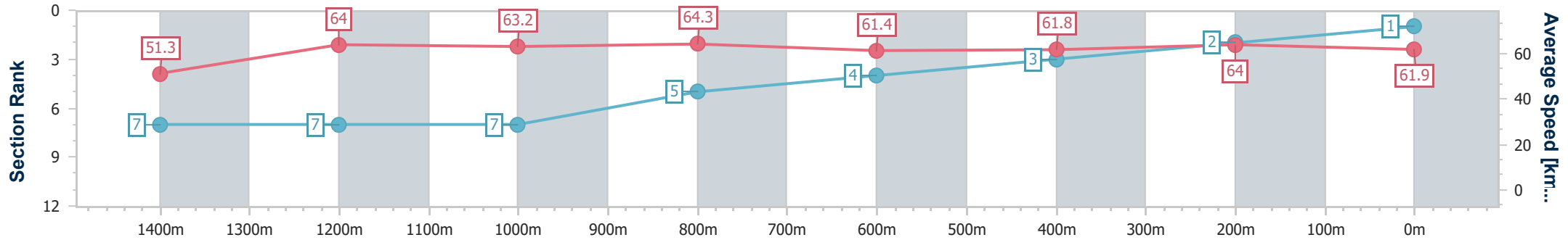


**Doomben QLD Professional**  
**Race 3: JIM ROBERTS 35 YEARS OF SERVICE Class 6**  
**Handicap - 1600m**  
**18 March 2023 - 13:11**  
**Track Rating: Soft 5, Weather: Fine, Rail Position: +1.5m Entire Course**



**BRISBANE**  
**RACING CLUB**

Section	Overall	1400m	1200m	1000m	800m	600m	400m	200m						
Section Times	1:34.18 [1] (0:14.04)	1:20.14 [7] (0:11.29)	1:08.85 [7] (0:11.39)	0:57.46 [7] (0:11.20)	0:46.26 [5] (0:11.73)	0:34.53 [4] (0:11.59)	0:22.94 [3] (0:11.24)	0:11.70 [2] (0:11.70)						
Average Speed [km/h]	51.3	64.0	63.2	64.3	61.4	61.8	64.0	61.9						
Top Speed [km/h]	64.7	64.7	64.2	65.3	62.8	62.9	64.7	63.7						
Avg. Dist. to Rail [m]	1.8	0.5	0.6	0.4	0.1	0.8	0.9	2.5						
Avg. Stride Freq. [Hz]	2.1	2.2	2.2	2.2	2.2	2.2	2.2	2.2						
Avg. Stride Length [m]	6.5	7.4	7.6	7.7	7.4	7.5	7.8	7.8						



- [ ] Ranking at each section and finish
- .-.- No data available at this section
- NA No data available



Horse/Jockey Name	Secret Tales
Final Rank	2
Fastest Section Time (Section)	0:11.14 (1400m)
Top Speed [km/h] (Section)	65.9 (1400m)
Race State	Finished

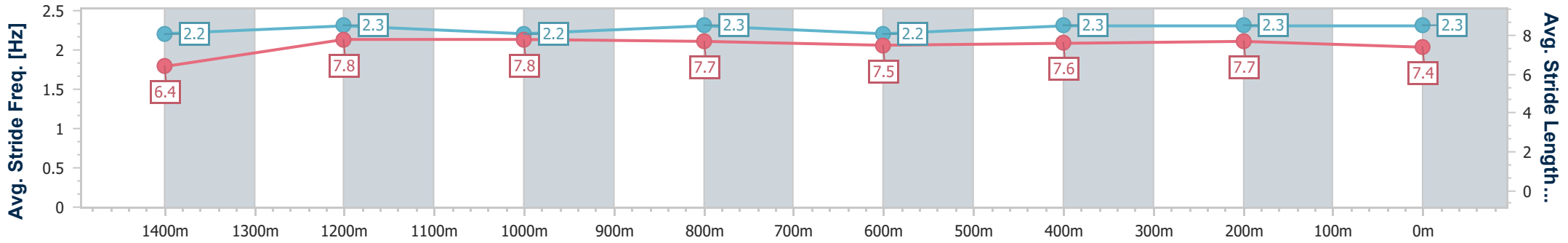
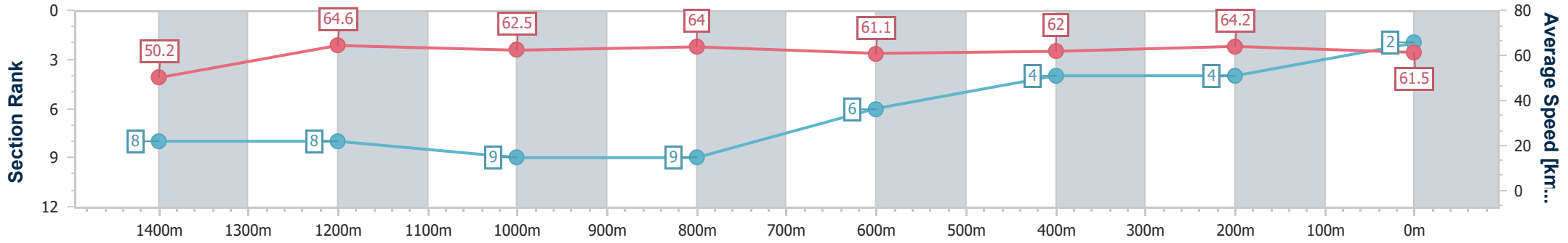


**Doomben QLD Professional**  
**Race 3: JIM ROBERTS 35 YEARS OF SERVICE Class 6**  
**Handicap - 1600m**  
**18 March 2023 - 13:11**  
**Track Rating: Soft 5, Weather: Fine, Rail Position: +1.5m Entire Course**



**BRISBANE**  
**RACING CLUB**

Section	Overall	1400m	1200m	1000m	800m	600m	400m	200m
Section Times	1:34.52 [2] (0:14.35)	1:20.17 [8] (0:11.14)	1:09.03 [8] (0:11.54)	0:57.49 [9] (0:11.22)	0:46.27 [9] (0:11.73)	0:34.54 [6] (0:11.54)	0:23.00 [4] (0:11.21)	0:11.79 [4] (0:11.79)
Average Speed [km/h]	50.2	64.6	62.5	64.0	61.1	62.0	64.2	61.5
Top Speed [km/h]	64.2	65.9	63.5	64.5	63.3	62.9	65.3	63.7
Avg. Dist. to Rail [m]	2.1	0.3	1.2	0.5	0.9	1.2	1.6	3.7
Avg. Stride Freq. [Hz]	2.2	2.3	2.2	2.3	2.2	2.3	2.3	2.3
Avg. Stride Length [m]	6.4	7.8	7.8	7.7	7.5	7.6	7.7	7.4



- [ ] Ranking at each section and finish
- .-.- No data available at this section
- NA No data available



Horse/Jockey Name	Applications
Final Rank	3
Fastest Section Time (Section)	0:10.87 (1400m)
Top Speed [km/h] (Section)	67.2 (Overall)
Race State	Finished

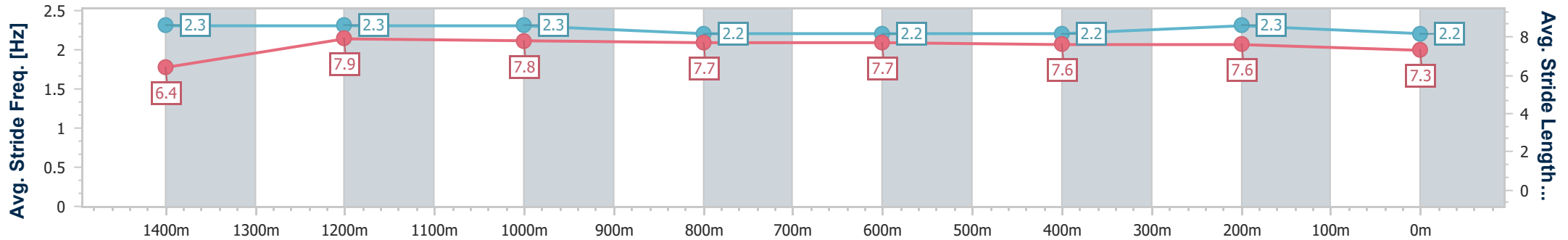
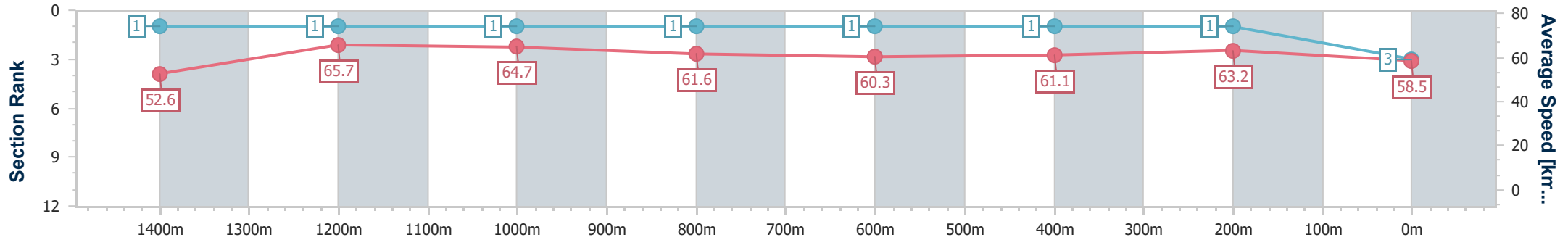


**Doomben QLD Professional**  
**Race 3: JIM ROBERTS 35 YEARS OF SERVICE Class 6**  
**Handicap - 1600m**  
**18 March 2023 - 13:11**  
**Track Rating: Soft 5, Weather: Fine, Rail Position: +1.5m Entire Course**



**BRISBANE**  
**RACING CLUB**

Section	Overall	1400m	1200m	1000m	800m	600m	400m	200m						
Section Times	1:34.70 [3] (0:13.67)	1:21.03 [1] (0:10.87)	1:10.16 [1] (0:11.14)	0:59.02 [1] (0:11.64)	0:47.38 [1] (0:11.88)	0:35.50 [1] (0:11.75)	0:23.75 [1] (0:11.38)	0:12.37 [1] (0:12.37)						
Average Speed [km/h]	52.6	65.7	64.7	61.6	60.3	61.1	63.2	58.5						
Top Speed [km/h]	67.2	66.9	65.8	64.2	60.7	62.4	64.0	62.2						
Avg. Dist. to Rail [m]	1.4	1.2	0.5	1.7	0.8	0.4	0.5	0.4						
Avg. Stride Freq. [Hz]	2.3	2.3	2.3	2.2	2.2	2.2	2.3	2.2						
Avg. Stride Length [m]	6.4	7.9	7.8	7.7	7.7	7.6	7.6	7.3						



- [ ] Ranking at each section and finish
- .-.- No data available at this section
- NA No data available



Horse/Jockey Name	Magic Conqueror
Final Rank	4
Fastest Section Time (Section)	0:10.84 (1400m)
Top Speed [km/h] (Section)	67.7 (Overall)
Race State	Finished

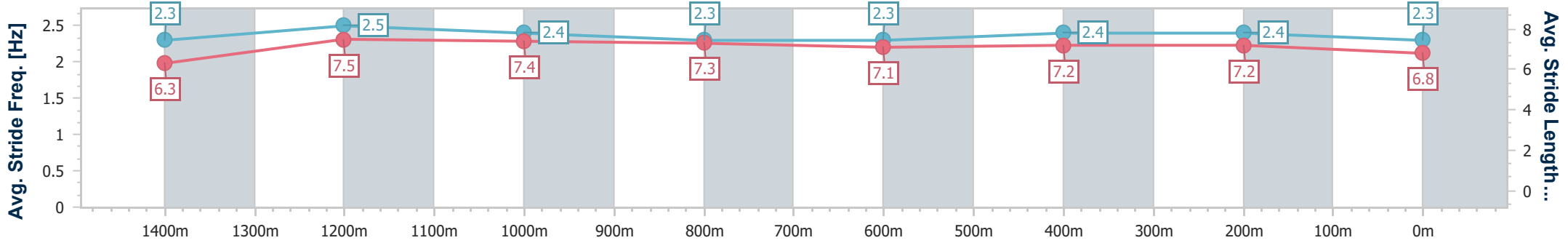
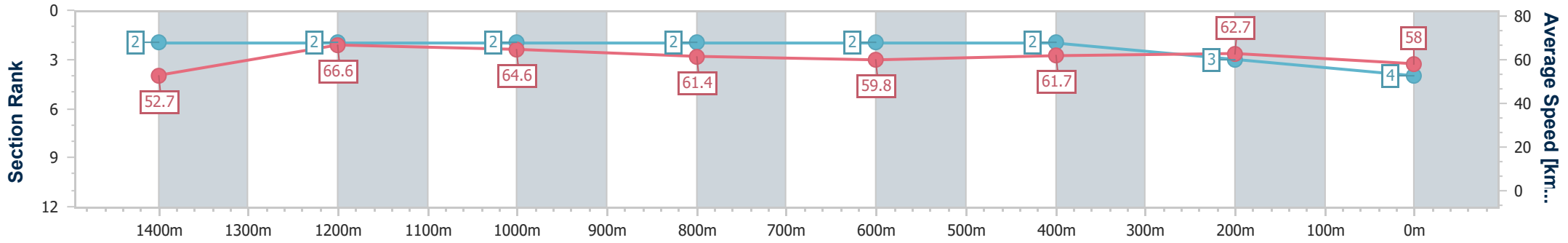


**Doomben QLD Professional**  
**Race 3: JIM ROBERTS 35 YEARS OF SERVICE Class 6**  
**Handicap - 1600m**  
**18 March 2023 - 13:11**  
**Track Rating: Soft 5, Weather: Fine, Rail Position: +1.5m Entire Course**



**BRISBANE**  
**RACING CLUB**

Section	Overall	1400m	1200m	1000m	800m	600m	400m	200m						
Section Times	1:35.00 [4] (0:13.70)	1:21.30 [2] (0:10.84)	1:10.46 [2] (0:11.17)	0:59.29 [2] (0:11.71)	0:47.58 [2] (0:12.03)	0:35.55 [2] (0:11.62)	0:23.93 [2] (0:11.45)	0:12.48 [3] (0:12.48)						
Average Speed [km/h]	52.7	66.6	64.6	61.4	59.8	61.7	62.7	58.0						
Top Speed [km/h]	67.7	67.6	66.7	64.1	61.4	63.0	63.6	61.0						
Avg. Dist. to Rail [m]	5.7	0.8	1.2	0.5	0.3	0.8	1.0	0.9						
Avg. Stride Freq. [Hz]	2.3	2.5	2.4	2.3	2.3	2.4	2.4	2.3						
Avg. Stride Length [m]	6.3	7.5	7.4	7.3	7.1	7.2	7.2	6.8						



- [ ] Ranking at each section and finish
- .-.- No data available at this section
- NA No data available





Horse/Jockey Name	Bottega
Final Rank	5
Fastest Section Time (Section)	0:11.14 (1400m)
Top Speed [km/h] (Section)	67.5 (1000m)
Race State	Finished

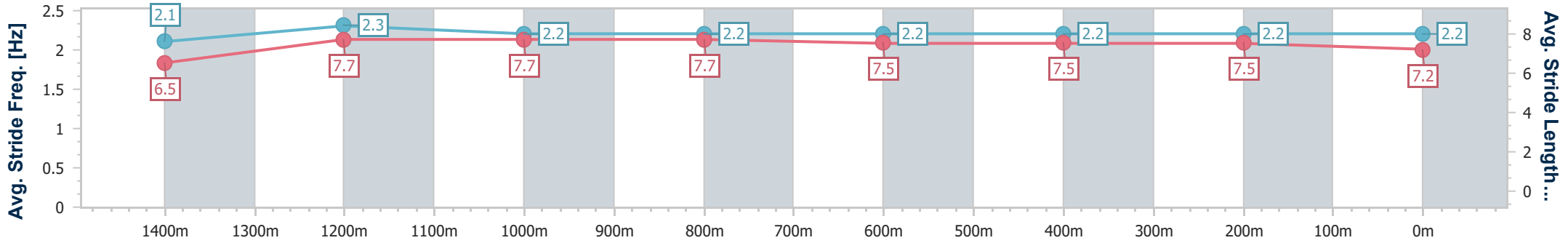
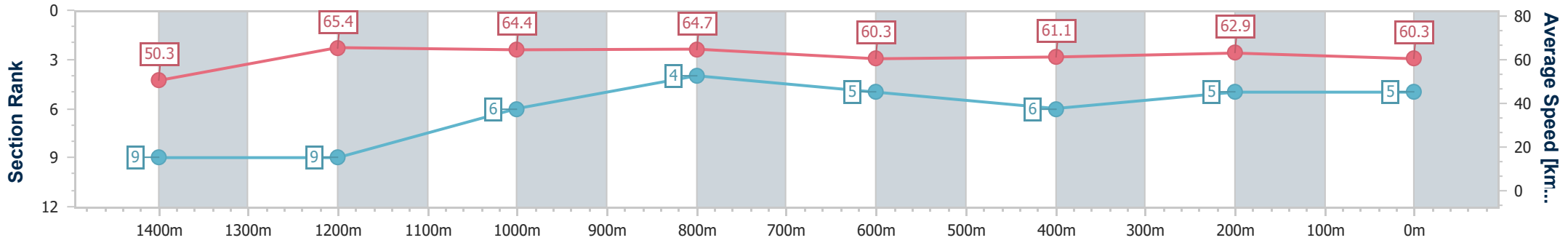


**Doomben QLD Professional**  
**Race 3: JIM ROBERTS 35 YEARS OF SERVICE Class 6**  
**Handicap - 1600m**  
**18 March 2023 - 13:11**  
**Track Rating: Soft 5, Weather: Fine, Rail Position: +1.5m Entire Course**



**BRISBANE**  
**RACING CLUB**

Section	Overall	1400m	1200m	1000m	800m	600m	400m	200m
Section Times	1:35.17 [5] (0:14.35)	1:20.82 [9] (0:11.14)	1:09.68 [9] (0:11.21)	0:58.47 [6] (0:11.15)	0:47.32 [4] (0:12.04)	0:35.28 [5] (0:11.79)	0:23.49 [6] (0:11.49)	0:12.00 [5] (0:12.00)
Average Speed [km/h]	50.3	65.4	64.4	64.7	60.3	61.1	62.9	60.3
Top Speed [km/h]	64.1	66.9	67.0	67.5	61.5	61.7	63.6	62.6
Avg. Dist. to Rail [m]	3.5	2.2	3.2	2.3	1.3	0.4	2.0	3.3
Avg. Stride Freq. [Hz]	2.1	2.3	2.2	2.2	2.2	2.2	2.2	2.2
Avg. Stride Length [m]	6.5	7.7	7.7	7.7	7.5	7.5	7.5	7.2



- [ ] Ranking at each section and finish
- .-.- No data available at this section
- NA No data available



Horse/Jockey Name	Rose Of Duporth
Final Rank	6
Fastest Section Time (Section)	0:11.08 (1400m)
Top Speed [km/h] (Section)	66.1 (1400m)
Race State	Finished

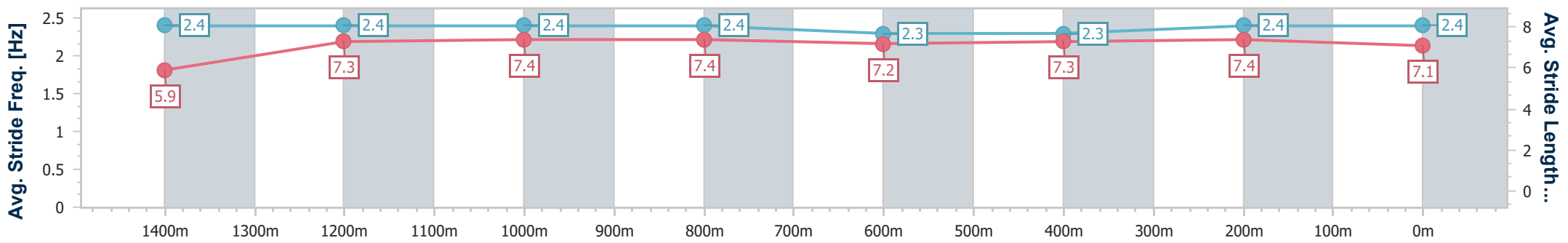
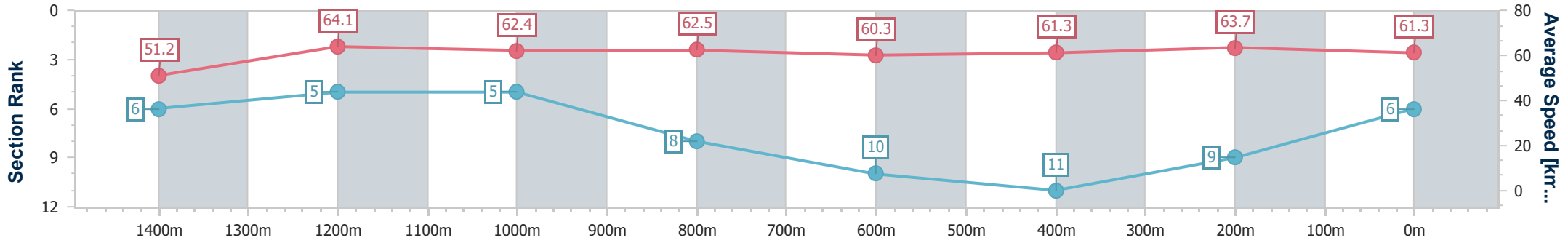


**Doomben QLD Professional**  
**Race 3: JIM ROBERTS 35 YEARS OF SERVICE Class 6**  
**Handicap - 1600m**  
**18 March 2023 - 13:11**  
**Track Rating: Soft 5, Weather: Fine, Rail Position: +1.5m Entire Course**



**BRISBANE**  
**RACING CLUB**

Section	Overall	1400m	1200m	1000m	800m	600m	400m	200m						
Section Times	1:35.28 [6] (0:14.03)	1:21.25 [6] (0:11.08)	1:10.17 [5] (0:11.54)	0:58.63 [5] (0:11.54)	0:47.09 [8] (0:12.05)	0:35.04 [10] (0:11.85)	0:23.19 [11] (0:11.36)	0:11.83 [9] (0:11.83)						
Average Speed [km/h]	51.2	64.1	62.4	62.5	60.3	61.3	63.7	61.3						
Top Speed [km/h]	65.5	66.1	63.4	63.9	62.2	62.8	65.1	63.1						
Avg. Dist. to Rail [m]	1.1	1.9	0.2	0.3	2.2	1.5	3.0	5.3						
Avg. Stride Freq. [Hz]	2.4	2.4	2.4	2.4	2.3	2.3	2.4	2.4						
Avg. Stride Length [m]	5.9	7.3	7.4	7.4	7.2	7.3	7.4	7.1						



- [ ] Ranking at each section and finish
- .-.- No data available at this section
- NA No data available



Horse/Jockey Name	Bold Halo
Final Rank	7
Fastest Section Time (Section)	0:11.10 (1400m)
Top Speed [km/h] (Section)	66.3 (1400m)
Race State	Finished

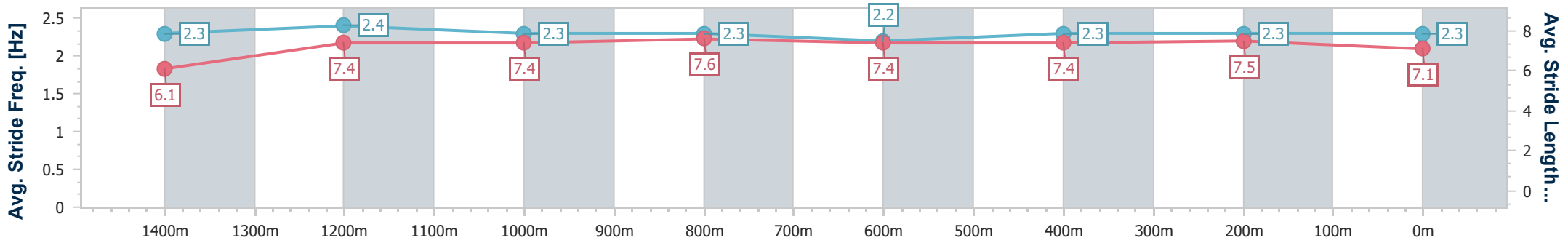
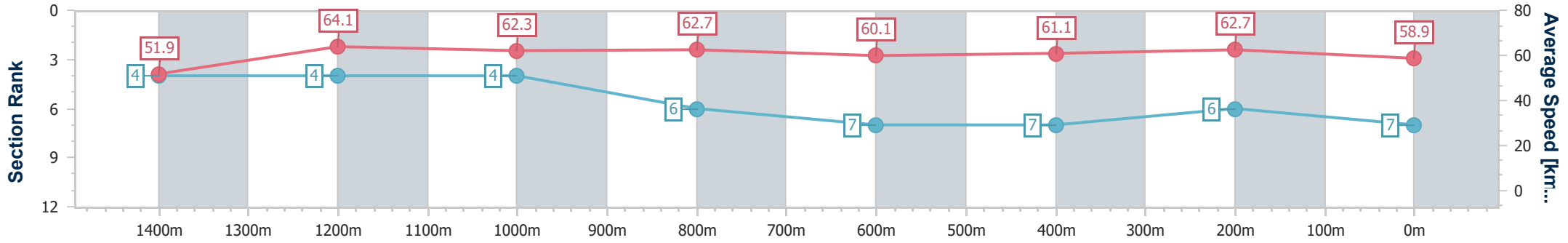


**Doomben QLD Professional**  
**Race 3: JIM ROBERTS 35 YEARS OF SERVICE Class 6**  
**Handicap - 1600m**  
**18 March 2023 - 13:11**  
**Track Rating: Soft 5, Weather: Fine, Rail Position: +1.5m Entire Course**



BRISBANE  
RACING CLUB

Section	Overall	1400m	1200m	1000m	800m	600m	400m	200m						
Section Times	1:35.58 [7] (0:13.88)	1:21.70 [4] (0:11.10)	1:10.60 [4] (0:11.55)	0:59.05 [4] (0:11.50)	0:47.55 [6] (0:11.97)	0:35.58 [7] (0:11.77)	0:23.81 [7] (0:11.48)	0:12.33 [6] (0:12.33)						
Average Speed [km/h]	51.9	64.1	62.3	62.7	60.1	61.1	62.7	58.9						
Top Speed [km/h]	65.9	66.3	63.7	64.0	62.2	62.3	64.4	61.6						
Avg. Dist. to Rail [m]	0.7	1.7	0.3	0.2	0.3	0.3	0.7	1.2						
Avg. Stride Freq. [Hz]	2.3	2.4	2.3	2.3	2.2	2.3	2.3	2.3						
Avg. Stride Length [m]	6.1	7.4	7.4	7.6	7.4	7.4	7.5	7.1						



- [ ] Ranking at each section and finish
- .-.- No data available at this section
- NA No data available



Horse/Jockey Name	Wren's Day
Final Rank	8
Fastest Section Time (Section)	0:11.31 (1000m)
Top Speed [km/h] (Section)	65.6 (1400m)
Race State	Finished

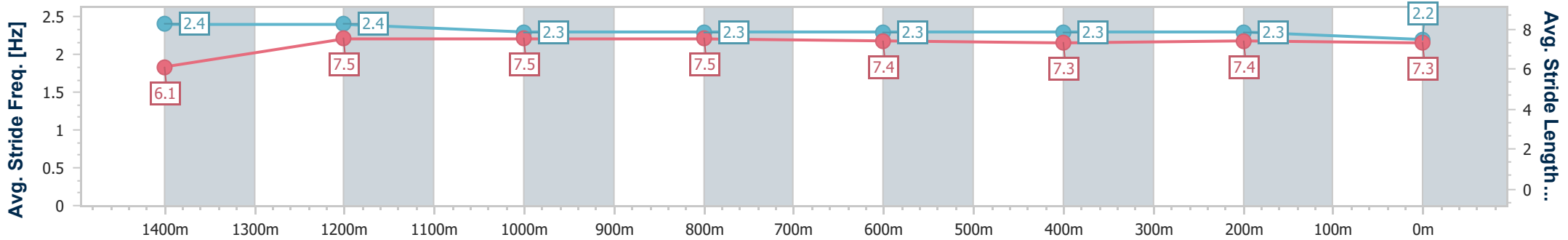
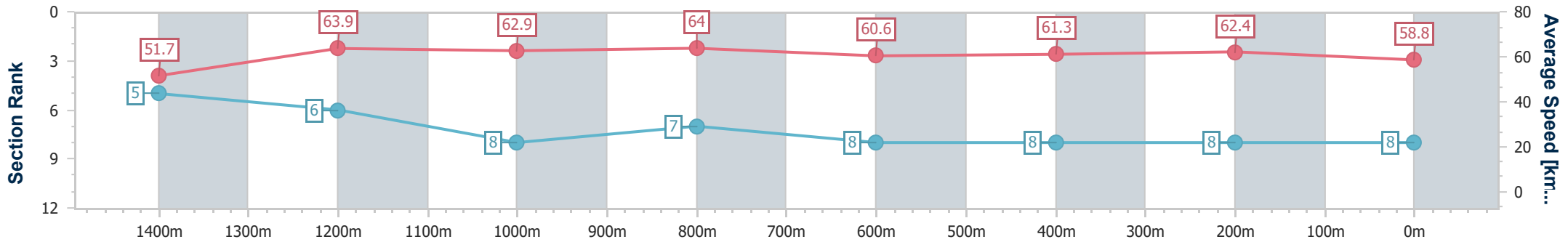


**Doomben QLD Professional**  
**Race 3: JIM ROBERTS 35 YEARS OF SERVICE Class 6**  
**Handicap - 1600m**  
**18 March 2023 - 13:11**  
**Track Rating: Soft 5, Weather: Fine, Rail Position: +1.5m Entire Course**



**BRISBANE**  
**RACING CLUB**

Section	Overall	1400m	1200m	1000m	800m	600m	400m	200m						
Section Times	1:35.77 [8] (0:13.96)	1:21.81 [5] (0:11.34)	1:10.47 [6] (0:11.45)	0:59.02 [8] (0:11.31)	0:47.71 [7] (0:11.98)	0:35.73 [8] (0:11.80)	0:23.93 [8] (0:11.61)	0:12.32 [8] (0:12.32)						
Average Speed [km/h]	51.7	63.9	62.9	64.0	60.6	61.3	62.4	58.8						
Top Speed [km/h]	65.4	65.6	65.4	65.4	62.5	62.3	63.6	62.8						
Avg. Dist. to Rail [m]	5.4	0.9	1.6	1.5	1.6	1.2	3.6	5.1						
Avg. Stride Freq. [Hz]	2.4	2.4	2.3	2.3	2.3	2.3	2.3	2.2						
Avg. Stride Length [m]	6.1	7.5	7.5	7.5	7.4	7.3	7.4	7.3						



- [ ] Ranking at each section and finish
- .-.- No data available at this section
- NA No data available



Horse/Jockey Name	The Cullinan
Final Rank	9
Fastest Section Time (Section)	0:10.99 (1400m)
Top Speed [km/h] (Section)	66.5 (1400m)
Race State	Finished

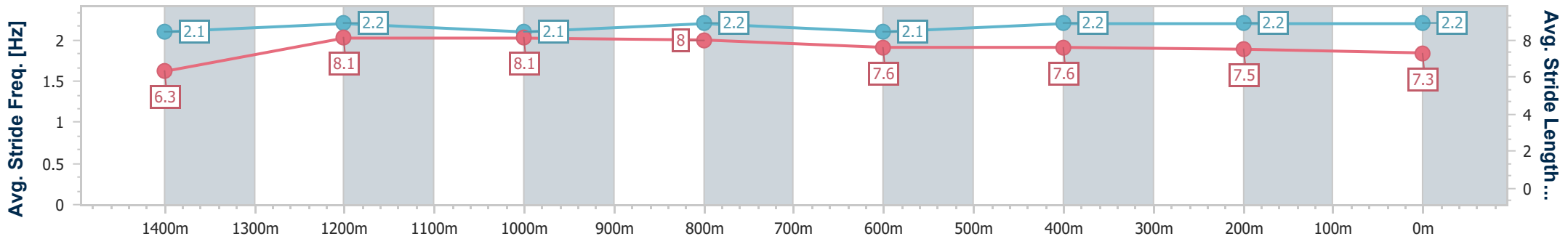
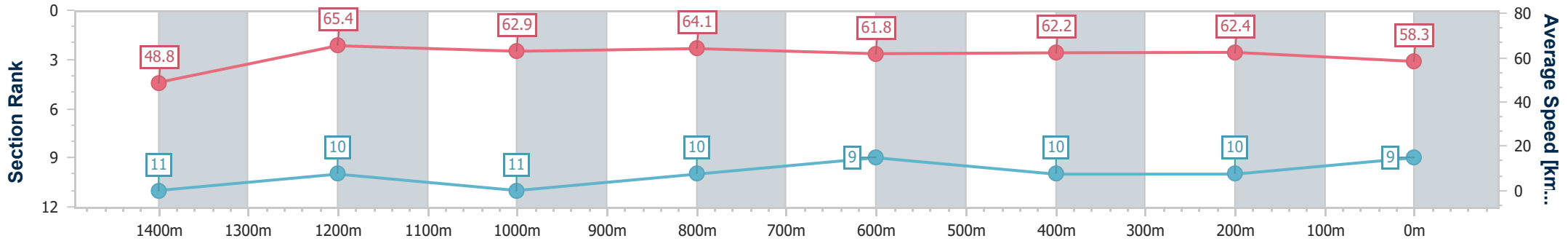


**Doomben QLD Professional**  
**Race 3: JIM ROBERTS 35 YEARS OF SERVICE Class 6**  
**Handicap - 1600m**  
**18 March 2023 - 13:11**  
**Track Rating: Soft 5, Weather: Fine, Rail Position: +1.5m Entire Course**



**BRISBANE**  
**RACING CLUB**

Section	Overall	1400m	1200m	1000m	800m	600m	400m	200m
Section Times	1:35.97 [9] (0:14.77)	1:21.20 [11] (0:10.99)	1:10.21 [10] (0:11.44)	0:58.77 [11] (0:11.24)	0:47.53 [10] (0:11.81)	0:35.72 [9] (0:11.69)	0:24.03 [10] (0:11.60)	0:12.43 [10] (0:12.43)
Average Speed [km/h]	48.8	65.4	62.9	64.1	61.8	62.2	62.4	58.3
Top Speed [km/h]	65.0	66.5	63.6	65.4	62.7	62.6	63.3	62.0
Avg. Dist. to Rail [m]	5.0	0.4	0.4	0.7	2.2	1.7	4.0	6.0
Avg. Stride Freq. [Hz]	2.1	2.2	2.1	2.2	2.1	2.2	2.2	2.2
Avg. Stride Length [m]	6.3	8.1	8.1	8.0	7.6	7.6	7.5	7.3



- [ ] Ranking at each section and finish
- .-.- No data available at this section
- NA No data available



Horse/Jockey Name	Spanish Point
Final Rank	10
Fastest Section Time (Section)	0:11.05 (1400m)
Top Speed [km/h] (Section)	65.6 (1400m)
Race State	Finished

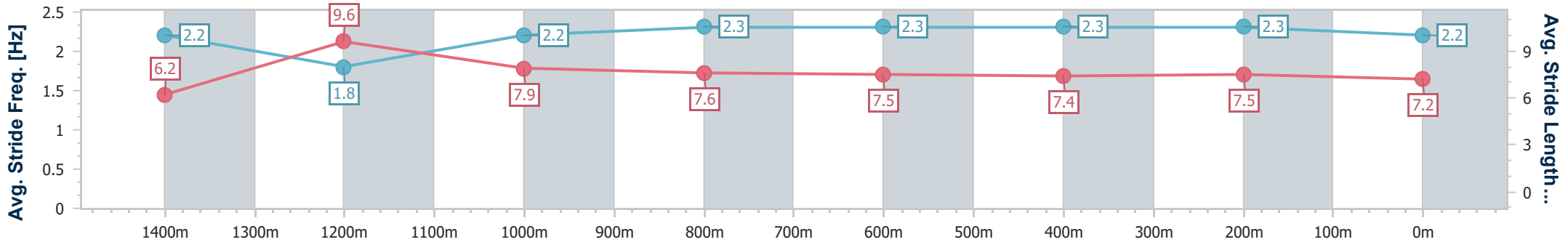
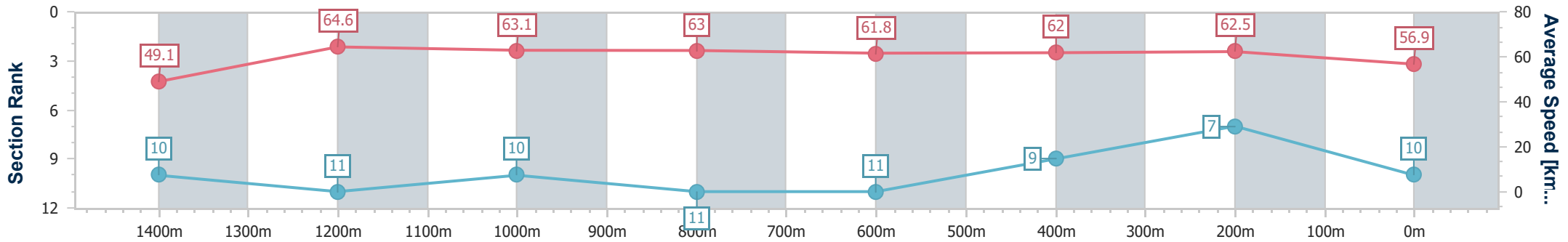


**Doomben QLD Professional**  
**Race 3: JIM ROBERTS 35 YEARS OF SERVICE Class 6**  
**Handicap - 1600m**  
**18 March 2023 - 13:11**  
**Track Rating: Soft 5, Weather: Fine, Rail Position: +1.5m Entire Course**



**BRISBANE**  
**RACING CLUB**

Section	Overall	1400m	1200m	1000m	800m	600m	400m	200m
Section Times	1:36.04 [10] (0:14.70)	1:21.34 [10] (0:11.05)	1:10.29 [11] (0:11.42)	0:58.87 [10] (0:11.40)	0:47.47 [11] (0:11.65)	0:35.82 [11] (0:11.59)	0:24.23 [9] (0:11.52)	0:12.71 [7] (0:12.71)
Average Speed [km/h]	49.1	64.6	63.1	63.0	61.8	62.0	62.5	56.9
Top Speed [km/h]	64.2	65.6	64.2	63.7	62.8	62.6	63.5	60.8
Avg. Dist. to Rail [m]	3.3	1.1	0.3	0.3	0.4	0.7	0.3	0.4
Avg. Stride Freq. [Hz]	2.2	1.8	2.2	2.3	2.3	2.3	2.3	2.2
Avg. Stride Length [m]	6.2	9.6	7.9	7.6	7.5	7.4	7.5	7.2



- [ ] Ranking at each section and finish
- .-.- No data available at this section
- NA No data available



Horse/Jockey Name	No Going Back
Final Rank	11
Fastest Section Time (Section)	0:10.92 (1400m)
Top Speed [km/h] (Section)	67.0 (1400m)
Race State	Finished

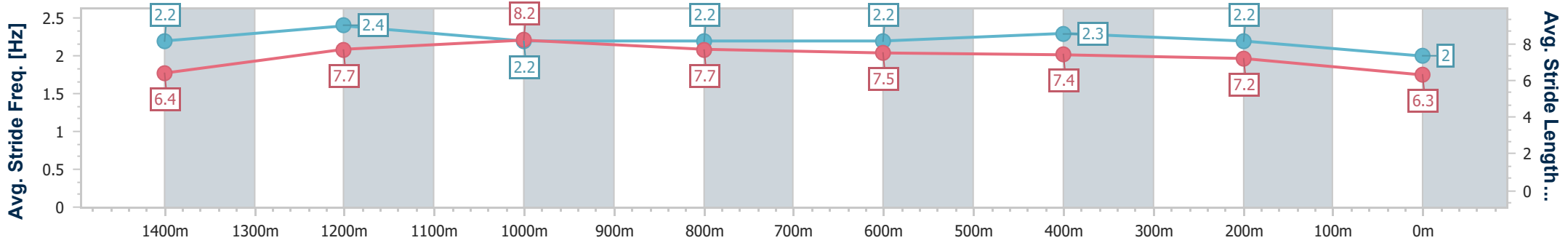
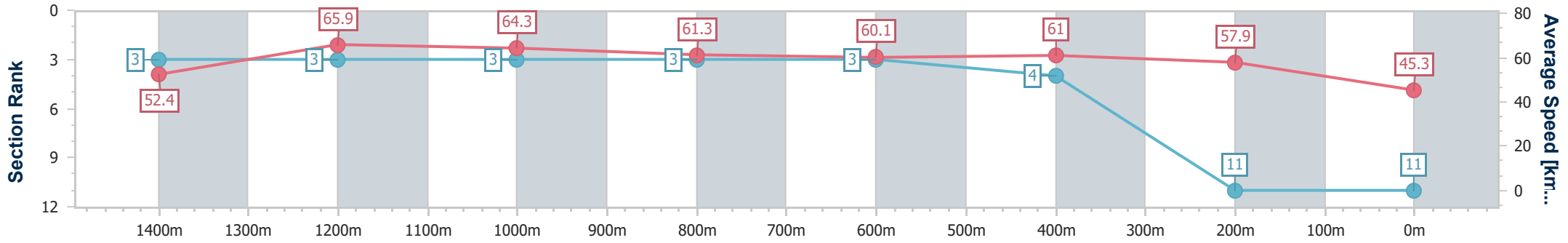


**Doomben QLD Professional**  
**Race 3: JIM ROBERTS 35 YEARS OF SERVICE Class 6**  
**Handicap - 1600m**  
**18 March 2023 - 13:11**  
**Track Rating: Soft 5, Weather: Fine, Rail Position: +1.5m Entire Course**



**BRISBANE**  
**RACING CLUB**

Section	Overall	1400m	1200m	1000m	800m	600m	400m	200m						
Section Times	1:39.89 [11] (0:13.74)	1:26.15 [3] (0:10.92)	1:15.23 [3] (0:11.21)	1:04.02 [3] (0:11.74)	0:52.28 [3] (0:12.00)	0:40.28 [3] (0:11.83)	0:28.45 [4] (0:12.46)	0:15.99 [11] (0:15.99)						
Average Speed [km/h]	52.4	65.9	64.3	61.3	60.1	61.0	57.9	45.3						
Top Speed [km/h]	66.9	67.0	65.7	63.0	61.9	61.9	60.1	52.3						
Avg. Dist. to Rail [m]	4.2	0.2	0.6	0.4	0.4	0.3	1.8	1.1						
Avg. Stride Freq. [Hz]	2.2	2.4	2.2	2.2	2.2	2.3	2.2	2.0						
Avg. Stride Length [m]	6.4	7.7	8.2	7.7	7.5	7.4	7.2	6.3						



- [ ] Ranking at each section and finish
- .-.- No data available at this section
- NA No data available