



Doomben QLD Professional
Race 9: STRADBROKE SEASON ON SALE NOW BENCHMARK 78
Handicap - 1350m
18 March 2023 - 17:05



BRISBANE
RACING CLUB

Track Rating: Soft 5, Weather: Fine, Rail Position: +1.5m Entire Course

Section		Overall	1200m	1000m	800m	600m	400m	Last 600m				
Field Times		1:18.64 (0:10.90)	1:07.74 (0:10.75)	0:56.99 (0:11.02)	0:45.97 (0:11.47)	0:34.50 (0:11.45)	0:23.05 (0:11.40)	0:34.50				
Rank	TAB Horse/Jockey	Barrier	Top Speed [km/h]	Fastest Section					Distance Travelled [m]			
1	11 DUNE FORTY FIVE Kyle Wilson-Taylor	11	68.0 1200m	0:11.01 1200m	1:18.64 [1] (0:11.13)	1:07.51 [3] (0:11.01)	0:56.50 [5] (0:11.37)	0:45.13 [5] (0:11.48)	0:33.65 [5] (0:11.11)	0:22.54 [5] (0:11.07)	0:33.65	
2	15 DA PARTY GAL Angela Jones	8	66.7 1200m	0:11.06 600m	1:19.00 [2] (0:11.50)	1:07.50 [9] (0:11.08)	0:56.42 [7] (0:11.32)	0:45.10 [7] (0:11.29)	0:33.81 [6] (0:11.06)	0:22.75 [6] (0:11.14)	0:33.81	-4
3	22 COUNT THE COIN Tegan Harrison	1	66.8 400m	0:10.90 600m	1:19.05 [3] (0:11.46)	1:07.59 [8] (0:11.24)	0:56.35 [9] (0:11.39)	0:44.96 [9] (0:11.35)	0:33.61 [9] (0:10.90)	0:22.71 [8] (0:10.95)	0:33.61	-7
4	18 TELEPHONE BOOTH Cejay Graham	4	67.0 600m	0:11.02 600m	1:19.13 [4] (0:11.21)	1:07.92 [5] (0:11.13)	0:56.79 [6] (0:11.32)	0:45.47 [6] (0:11.47)	0:34.00 [7] (0:11.02)	0:22.98 [7] (0:11.28)	0:34.00	-7
5	5 RATHLIN Boris Thornton	5	67.0 600m	0:11.00 600m	1:19.14 [5] (0:11.43)	1:07.71 [7] (0:11.28)	0:56.43 [8] (0:11.41)	0:45.02 [8] (0:11.31)	0:33.71 [8] (0:11.00)	0:22.71 [9] (0:11.02)	0:33.71	+0
6	19 PATTON Samantha Collett	12	68.7 400m	0:10.70 400m	1:19.15 [6] (0:11.70)	1:07.45 [11] (0:11.48)	0:55.97 [12] (0:11.40)	0:44.57 [12] (0:11.25)	0:33.32 [12] (0:11.02)	0:22.30 [12] (0:10.70)	0:33.32	-5
7	20 MAGNITUDO Melea Castle	10	67.7 1200m	0:10.75 1200m	1:19.17 [7] (0:10.90)	1:08.27 [1] (0:10.75)	0:57.52 [1] (0:11.02)	0:46.50 [1] (0:11.47)	0:35.03 [1] (0:11.45)	0:23.58 [1] (0:11.40)	0:35.03	-8
8	12 WHY WE DRINK Michael Cahill	13	67.5 1200m	0:10.85 1200m	1:19.29 [8] (0:11.32)	1:07.97 [6] (0:10.85)	0:57.12 [4] (0:11.24)	0:45.88 [3] (0:11.42)	0:34.46 [4] (0:11.14)	0:23.32 [3] (0:11.27)	0:34.46	-6
9	3 HIGH COST Marnu Potgieter	6	66.7 1200m	0:10.95 1200m	1:19.35 [9] (0:11.16)	1:08.19 [4] (0:10.95)	0:57.24 [3] (0:11.31)	0:45.93 [4] (0:11.34)	0:34.59 [3] (0:11.17)	0:23.42 [4] (0:11.36)	0:34.59	-7
10	9 BOLD AND LUCY Nikita Beriman	15	67.5 400m	0:10.92 400m	1:19.40 [10] (0:11.54)	1:07.86 [10] (0:11.51)	0:56.35 [10] (0:11.40)	0:44.95 [11] (0:11.13)	0:33.77 [10] (0:11.11)	0:22.66 [11] (0:10.92)	0:33.77	-1

Scratched: Magic Charlee (#1), Dr Why Not (#2), Harlequin Field (#6), Mississippi Prince (#7), Birriecart (#8), Charge On (#10), Rose Of Duporth (#14), Merseyside (#16), Befana (#17), Pentito (#21), Lisztoman

Report Created: Sat 18 March 2023 17:16 GMT+10 (Note: Timing is based on position data)

Page 1/16

[] Ranking at each section and finish
 -:-:- No data available at this section
 NA No data available
 SCN Saddle cloth number
 DNF Did not finish
 DNT Did not track

data processed by TRIPLES DATA



Doomben QLD Professional
Race 9: STRADBROKE SEASON ON SALE NOW BENCHMARK 78
Handicap - 1350m
18 March 2023 - 17:05



Track Rating: Soft 5, Weather: Fine, Rail Position: +1.5m Entire Course

Section		Overall	1200m	1000m	800m	600m	400m	Last 600m
Field Times		1:18.64 (0:10.90)	1:07.74 (0:10.75)	0:56.99 (0:11.02)	0:45.97 (0:11.47)	0:34.50 (0:11.45)	0:23.05 (0:11.40)	0:34.50

Rank	TAB	Horse/Jockey	Barrier	Top Speed [km/h]	Fastest Section	Overall	1200m	1000m	800m	600m	400m	Last 600m	Distance Travelled [m]
11	4	OPACITY Damien Thornton	7	67.4 400m	0:10.92 400m	1:19.46 [11] (0:11.87)	1:07.59 [12] (0:11.28)	0:56.31 [11] (0:11.31)	0:45.00 [10] (0:11.20)	0:33.80 [10] (0:11.06)	0:22.74 [10] (0:10.92)	0:33.80	-6
12	13	DEEP SCEIVA Ben Thompson	14	68.1 1200m	0:10.69 1200m	1:19.65 [12] (0:10.99)	1:08.66 [2] (0:10.69)	0:57.97 [2] (0:11.11)	0:46.86 [2] (0:11.45)	0:35.41 [2] (0:11.48)	0:23.93 [2] (0:11.43)	0:35.41	-3

Scratched: Magic Charlee (#1), Dr Why Not (#2), Harlequin Field (#6), Mississippi Prince (#7), Birriecart (#8), Charge On (#10), Rose Of Duporth (#14), Merseyside (#16), Befana (#17), Pentito (#21), Lisztoman

[] Ranking at each section and finish
 -:-:- No data available at this section
 NA No data available

SCN Saddle cloth number
 DNF Did not finish
 DNT Did not track



Doomben QLD Professional
Race 9: STRADBROKE SEASON ON SALE NOW BENCHMARK 78
Handicap - 1350m
18 March 2023 - 17:05



Track Rating: Soft 5, Weather: Fine, Rail Position: +1.5m Entire Course

Section				200m				Last 600m		
Field Times				0:11.65 (0:11.65)				0:34.50		
Rank	TAB	Horse/Jockey	Barrier	Top Speed [km/h]	Fastest Section	Margin			Distance Travelled [m]	
1	11	DUNE FORTY FIVE Kyle Wilson-Taylor	11	68.0 1200m	0:11.01 1200m	0:11.47 [3] (0:11.47)	1:18.64		0:33.65	
2	15	DA PARTY GAL Angela Jones	8	66.7 1200m	0:11.06 600m	0:11.61 [6] (0:11.61)	2.11L		0:33.81	-4
3	22	COUNT THE COIN Tegan Harrison	1	66.8 400m	0:10.90 600m	0:11.76 [7] (0:11.76)	2.42L		0:33.61	-7
4	18	TELEPHONE BOOTH Cejay Graham	4	67.0 600m	0:11.02 600m	0:11.70 [9] (0:11.70)	2.91L		0:34.00	-7
5	5	RATHLIN Boris Thornton	5	67.0 600m	0:11.00 600m	0:11.69 [8] (0:11.69)	2.97L		0:33.71	+0
6	19	PATTON Samantha Collett	12	68.7 400m	0:10.70 400m	0:11.60 [11] (0:11.60)	3.03L		0:33.32	-5
7	20	MAGNITUDO Melea Castle	10	67.7 1200m	0:10.75 1200m	0:12.18 [1] (0:12.18)	3.1L		0:35.03	-8
8	12	WHY WE DRINK Michael Cahill	13	67.5 1200m	0:10.85 1200m	0:12.05 [2] (0:12.05)	3.82L		0:34.46	-6
9	3	HIGH COST Marnu Potgieter	6	66.7 1200m	0:10.95 1200m	0:12.06 [5] (0:12.06)	4.21L		0:34.59	-7
10	9	BOLD AND LUCY Nikita Beriman	15	67.5 400m	0:10.92 400m	0:11.74 [12] (0:11.74)	4.49L		0:33.77	-1

Scratched: Magic Charlee (#1), Dr Why Not (#2), Harlequin Field (#6), Mississippi Prince (#7), Birriecart (#8), Charge On (#10), Rose Of Duporth (#14), Merseyside (#16), Befana (#17), Pentito (#21), Lisztoman

Report Created: Sat 18 March 2023 17:16 GMT+10 (Note: Timing is based on position data)

Page 3/16

[] Ranking at each section and finish
 -:-:- No data available at this section
 NA No data available
 SCN Saddle cloth number
 DNF Did not finish
 DNT Did not track

data processed by TRIPLESDATA



Doomben QLD Professional
Race 9: STRADBROKE SEASON ON SALE NOW BENCHMARK 78
Handicap - 1350m
18 March 2023 - 17:05



Track Rating: Soft 5, Weather: Fine, Rail Position: +1.5m Entire Course

Section				200m				Last 600m	
Field Times				0:11.65 (0:11.65)				0:34.50	
Rank	TAB Horse/Jockey	Barrier	Top Speed [km/h]	Fastest Section	Margin				Distance Travelled [m]
11	4 OPACITY Damien Thornton	7	67.4 400m	0:10.92 400m	0:11.82 [10] (0:11.82)	4.81L		0:33.80	-6
12	13 DEEP SCEIVA Ben Thompson	14	68.1 1200m	0:10.69 1200m	0:12.50 [4] (0:12.50)	5.92L		0:35.41	-3

Scratched: Magic Charlee (#1), Dr Why Not (#2), Harlequin Field (#6), Mississippi Prince (#7), Birriecart (#8), Charge On (#10), Rose Of Duporth (#14), Merseyside (#16), Befana (#17), Pentito (#21), Lisztoman



Horse/Jockey Name	Dune Forty Five
Final Rank	1
Fastest Section Time (Section)	0:11.01 (1200m)
Top Speed [km/h] (Section)	68.0 (1200m)
Race State	Finished

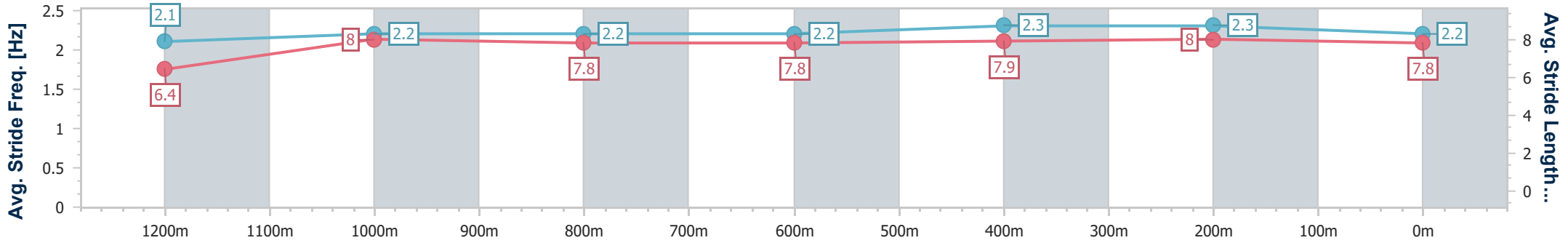
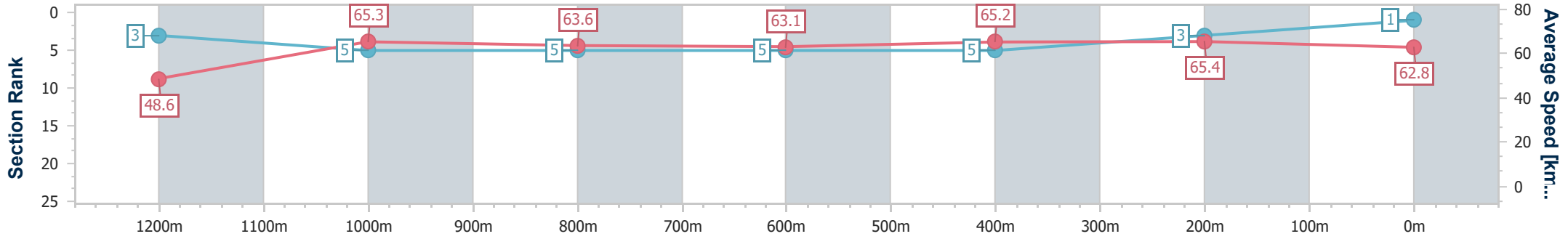


Doomben QLD Professional
Race 9: STRADBROKE SEASON ON SALE NOW BENCHMARK
78 Handicap - 1350m
18 March 2023 - 17:05
Track Rating: Soft 5, Weather: Fine, Rail Position: +1.5m Entire Course



BRISBANE RACING CLUB

Section	Overall	1200m	1000m	800m	600m	400m	200m
Section Times	1:18.64 [1] (0:11.13)	1:07.51 [3] (0:11.01)	0:56.50 [5] (0:11.37)	0:45.13 [5] (0:11.48)	0:33.65 [5] (0:11.11)	0:22.54 [5] (0:11.07)	0:11.47 [3] (0:11.47)
Average Speed [km/h]	48.6	65.3	63.6	63.1	65.2	65.4	62.8
Top Speed [km/h]	65.3	68.0	66.4	64.4	65.6	66.5	64.8
Avg. Dist. to Rail [m]	6.5	1.4	1.3	1.0	1.3	4.0	5.2
Avg. Stride Freq. [Hz]	2.1	2.2	2.2	2.2	2.3	2.3	2.2
Avg. Stride Length [m]	6.4	8.0	7.8	7.8	7.9	8.0	7.8



- [] Ranking at each section and finish
- .-.- No data available at this section
- NA No data available



Horse/Jockey Name	Da Party Gal
Final Rank	2
Fastest Section Time (Section)	0:11.06 (600m)
Top Speed [km/h] (Section)	66.7 (1200m)
Race State	Finished

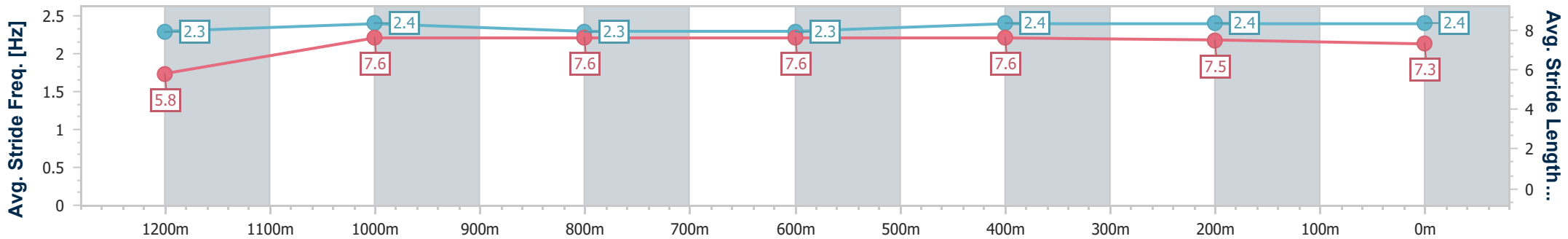
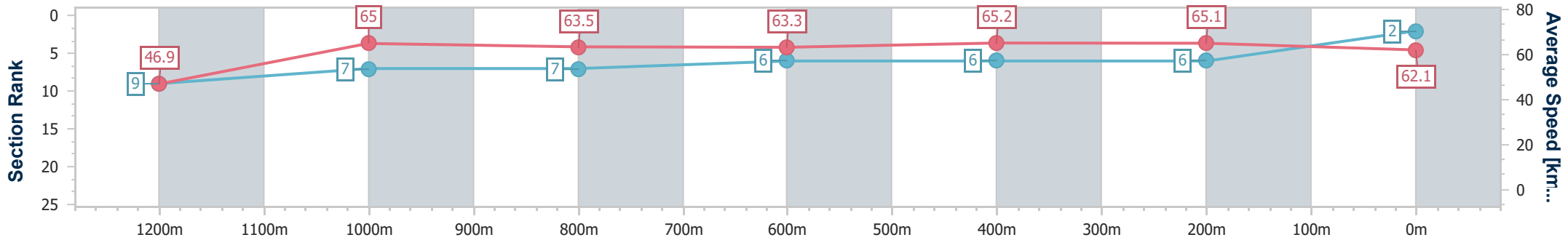


Doomben QLD Professional
Race 9: STRADBROKE SEASON ON SALE NOW BENCHMARK
78 Handicap - 1350m
18 March 2023 - 17:05
Track Rating: Soft 5, Weather: Fine, Rail Position: +1.5m Entire Course



BRISBANE
RACING CLUB

Section	Overall	1200m	1000m	800m	600m	400m	200m
Section Times	1:19.00 [2] (0:11.50)	1:07.50 [9] (0:11.08)	0:56.42 [7] (0:11.32)	0:45.10 [7] (0:11.29)	0:33.81 [6] (0:11.06)	0:22.75 [6] (0:11.14)	0:11.61 [6] (0:11.61)
Average Speed [km/h]	46.9	65.0	63.5	63.3	65.2	65.1	62.1
Top Speed [km/h]	66.1	66.7	66.7	64.4	66.4	66.7	65.9
Avg. Dist. to Rail [m]	5.1	1.5	0.7	1.2	0.9	5.1	6.3
Avg. Stride Freq. [Hz]	2.3	2.4	2.3	2.3	2.4	2.4	2.4
Avg. Stride Length [m]	5.8	7.6	7.6	7.6	7.6	7.5	7.3



- [] Ranking at each section and finish
- .-.- No data available at this section
- NA No data available



Horse/Jockey Name	Count The Coin
Final Rank	3
Fastest Section Time (Section)	0:10.90 (600m)
Top Speed [km/h] (Section)	66.8 (400m)
Race State	Finished

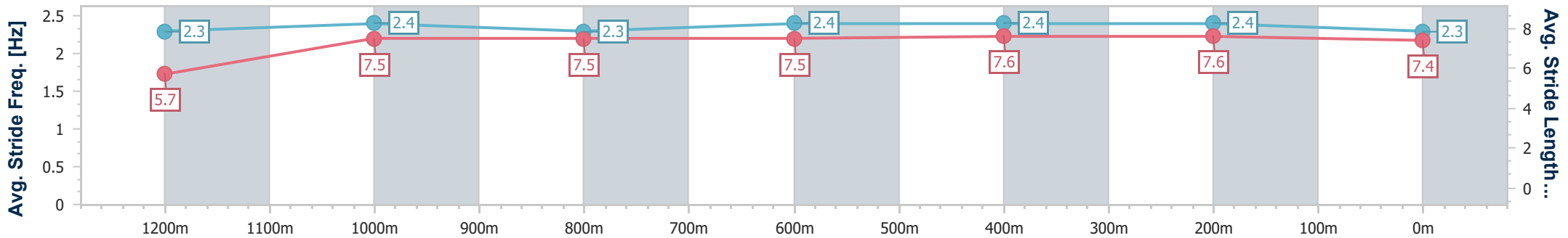
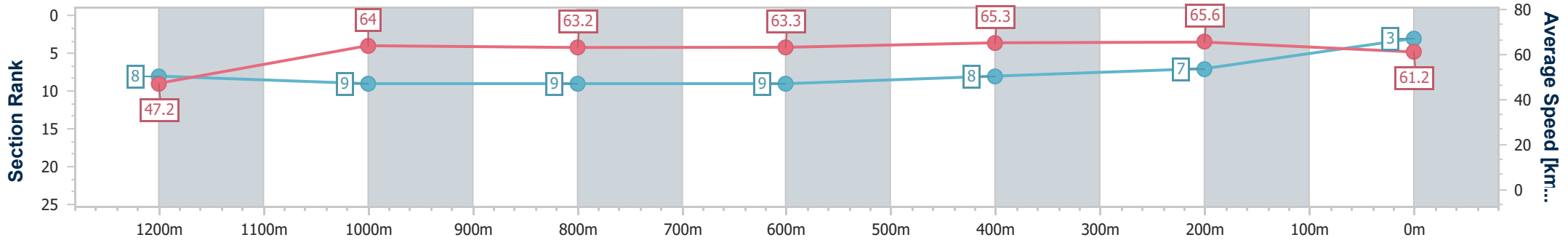


Doomben QLD Professional
Race 9: STRADBROKE SEASON ON SALE NOW BENCHMARK
78 Handicap - 1350m
18 March 2023 - 17:05
Track Rating: Soft 5, Weather: Fine, Rail Position: +1.5m Entire Course



BRISBANE
RACING CLUB

Section	Overall	1200m	1000m	800m	600m	400m	200m
Section Times	1:19.05 [3] (0:11.46)	1:07.59 [8] (0:11.24)	0:56.35 [9] (0:11.39)	0:44.96 [9] (0:11.35)	0:33.61 [9] (0:10.90)	0:22.71 [8] (0:10.95)	0:11.76 [7] (0:11.76)
Average Speed [km/h]	47.2	64.0	63.2	63.3	65.3	65.6	61.2
Top Speed [km/h]	62.6	64.8	64.8	64.4	66.4	66.8	63.7
Avg. Dist. to Rail [m]	1.7	0.6	0.2	0.7	1.8	0.9	0.7
Avg. Stride Freq. [Hz]	2.3	2.4	2.3	2.4	2.4	2.4	2.3
Avg. Stride Length [m]	5.7	7.5	7.5	7.5	7.6	7.6	7.4



- [] Ranking at each section and finish
- .-.- No data available at this section
- NA No data available



Horse/Jockey Name	Telephone Booth
Final Rank	4
Fastest Section Time (Section)	0:11.02 (600m)
Top Speed [km/h] (Section)	67.0 (600m)
Race State	Finished

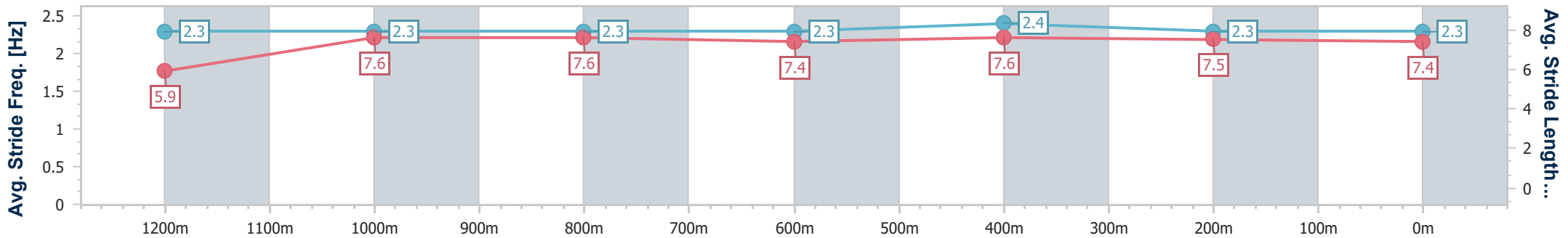
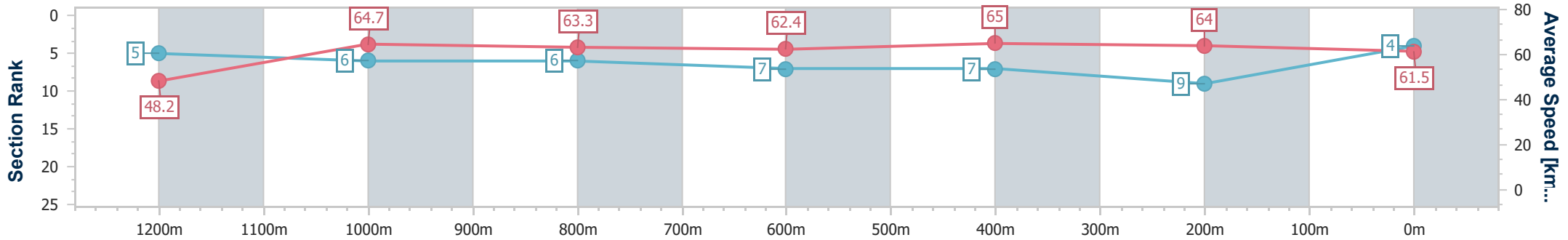


Doomben QLD Professional
Race 9: STRADBROKE SEASON ON SALE NOW BENCHMARK
78 Handicap - 1350m
18 March 2023 - 17:05
Track Rating: Soft 5, Weather: Fine, Rail Position: +1.5m Entire Course



BRISBANE RACING CLUB

Section	Overall	1200m	1000m	800m	600m	400m	200m
Section Times	1:19.13 [4] (0:11.21)	1:07.92 [5] (0:11.13)	0:56.79 [6] (0:11.32)	0:45.47 [6] (0:11.47)	0:34.00 [7] (0:11.02)	0:22.98 [7] (0:11.28)	0:11.70 [9] (0:11.70)
Average Speed [km/h]	48.2	64.7	63.3	62.4	65.0	64.0	61.5
Top Speed [km/h]	63.7	66.1	65.4	63.7	67.0	65.2	63.7
Avg. Dist. to Rail [m]	2.0	0.7	1.7	1.1	0.8	2.0	3.9
Avg. Stride Freq. [Hz]	2.3	2.3	2.3	2.3	2.4	2.3	2.3
Avg. Stride Length [m]	5.9	7.6	7.6	7.4	7.6	7.5	7.4



- [] Ranking at each section and finish
- .-.- No data available at this section
- NA No data available



Horse/Jockey Name	Rathlin
Final Rank	5
Fastest Section Time (Section)	0:11.00 (600m)
Top Speed [km/h] (Section)	67.0 (600m)
Race State	Finished

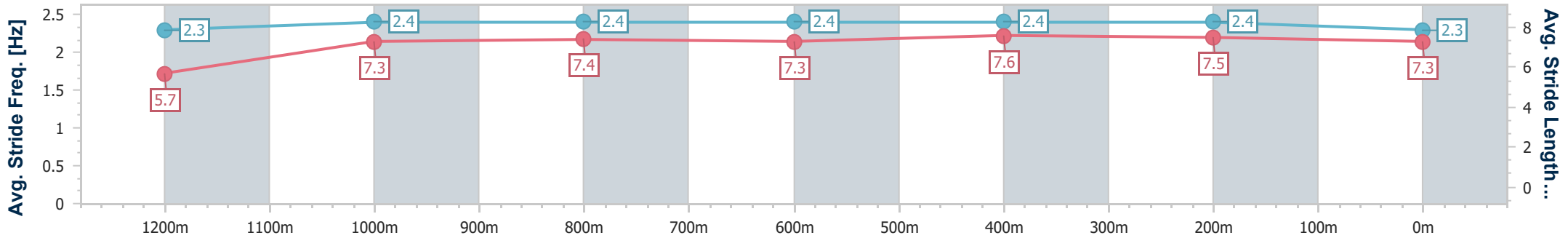
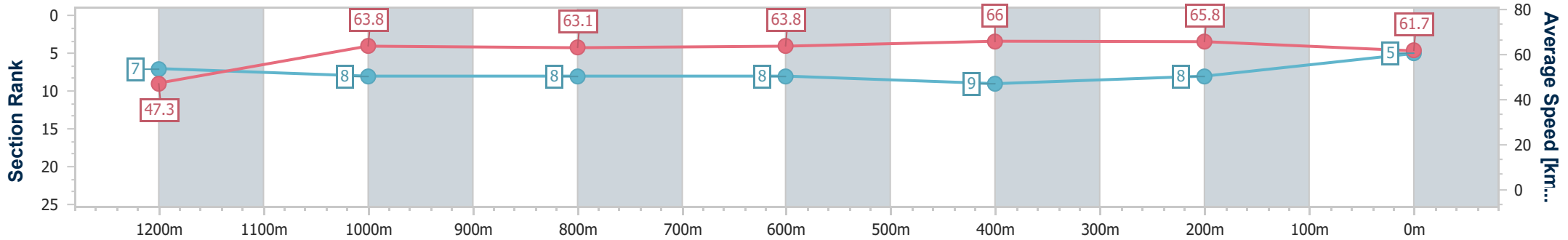


Doomben QLD Professional
Race 9: STRADBROKE SEASON ON SALE NOW BENCHMARK
78 Handicap - 1350m
18 March 2023 - 17:05
Track Rating: Soft 5, Weather: Fine, Rail Position: +1.5m Entire Course



BRISBANE
RACING CLUB

Section	Overall	1200m	1000m	800m	600m	400m	200m
Section Times	1:19.14 [5] (0:11.43)	1:07.71 [7] (0:11.28)	0:56.43 [8] (0:11.41)	0:45.02 [8] (0:11.31)	0:33.71 [8] (0:11.00)	0:22.71 [9] (0:11.02)	0:11.69 [8] (0:11.69)
Average Speed [km/h]	47.3	63.8	63.1	63.8	66.0	65.8	61.7
Top Speed [km/h]	63.2	64.8	65.2	64.7	67.0	67.0	65.0
Avg. Dist. to Rail [m]	3.0	0.6	0.4	0.4	1.5	5.3	5.8
Avg. Stride Freq. [Hz]	2.3	2.4	2.4	2.4	2.4	2.4	2.3
Avg. Stride Length [m]	5.7	7.3	7.4	7.3	7.6	7.5	7.3



- [] Ranking at each section and finish
- .-.- No data available at this section
- NA No data available



Horse/Jockey Name	Patton
Final Rank	6
Fastest Section Time (Section)	0:10.70 (400m)
Top Speed [km/h] (Section)	68.7 (400m)
Race State	Finished

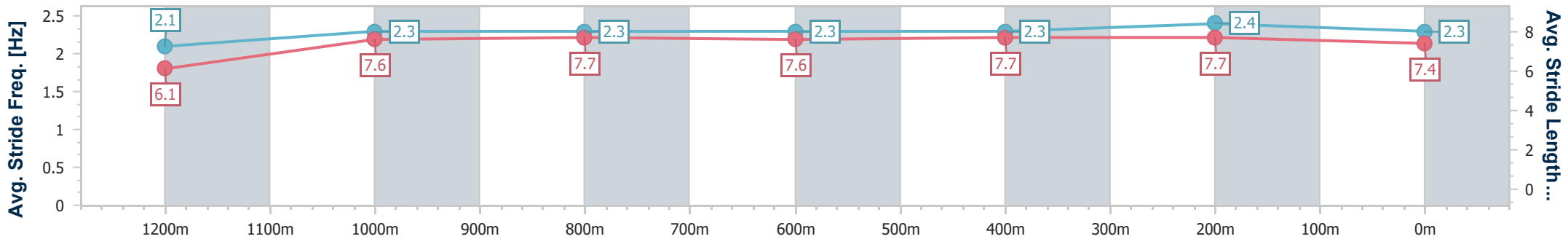
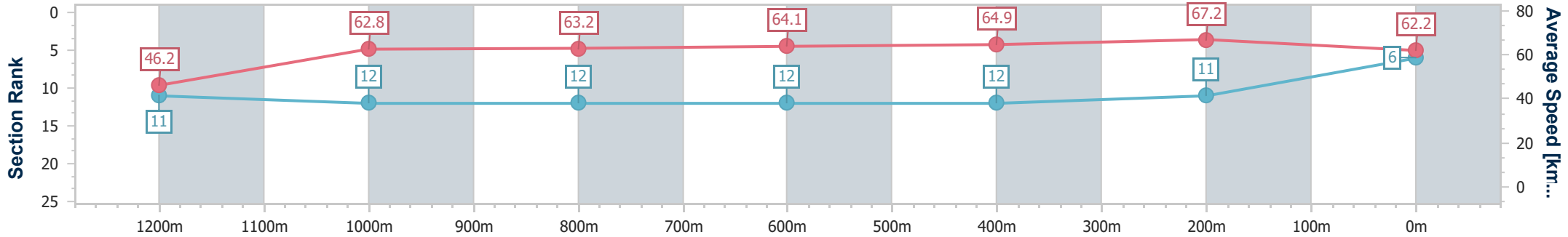


Doomben QLD Professional
Race 9: STRADBROKE SEASON ON SALE NOW BENCHMARK
78 Handicap - 1350m
18 March 2023 - 17:05
Track Rating: Soft 5, Weather: Fine, Rail Position: +1.5m Entire Course



BRISBANE
RACING CLUB

Section	Overall	1200m	1000m	800m	600m	400m	200m
Section Times	1:19.15 [6] (0:11.70)	1:07.45 [11] (0:11.48)	0:55.97 [12] (0:11.40)	0:44.57 [12] (0:11.25)	0:33.32 [12] (0:11.02)	0:22.30 [12] (0:10.70)	0:11.60 [11] (0:11.60)
Average Speed [km/h]	46.2	62.8	63.2	64.1	64.9	67.2	62.2
Top Speed [km/h]	62.7	63.9	65.1	65.5	66.4	68.7	65.6
Avg. Dist. to Rail [m]	6.6	1.4	0.8	0.4	0.8	1.0	0.4
Avg. Stride Freq. [Hz]	2.1	2.3	2.3	2.3	2.3	2.4	2.3
Avg. Stride Length [m]	6.1	7.6	7.7	7.6	7.7	7.7	7.4



- [] Ranking at each section and finish
- .-.- No data available at this section
- NA No data available



Horse/Jockey Name	Magnitudo
Final Rank	7
Fastest Section Time (Section)	0:10.75 (1200m)
Top Speed [km/h] (Section)	67.7 (1200m)
Race State	Finished

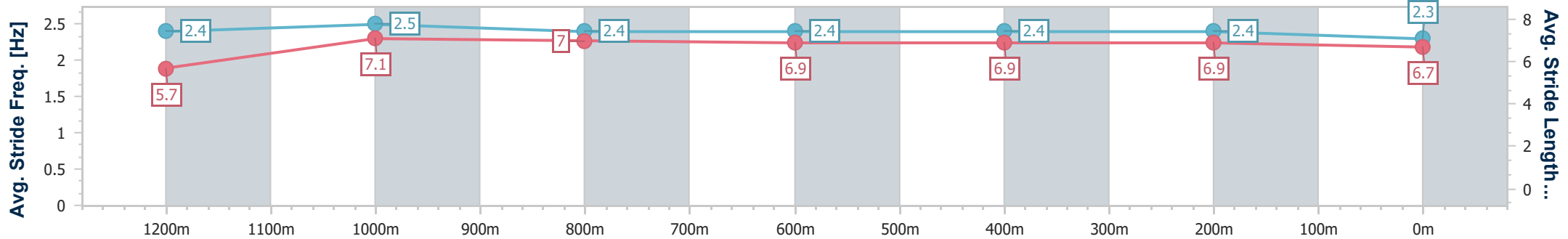
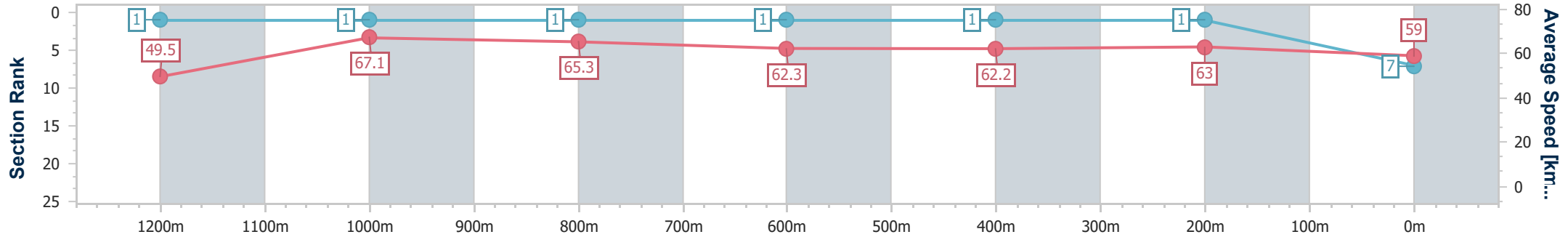


Doomben QLD Professional
Race 9: STRADBROKE SEASON ON SALE NOW BENCHMARK
78 Handicap - 1350m
18 March 2023 - 17:05
Track Rating: Soft 5, Weather: Fine, Rail Position: +1.5m Entire Course



BRISBANE
RACING CLUB

Section	Overall	1200m	1000m	800m	600m	400m	200m
Section Times	1:19.17 [7] (0:10.90)	1:08.27 [1] (0:10.75)	0:57.52 [1] (0:11.02)	0:46.50 [1] (0:11.47)	0:35.03 [1] (0:11.45)	0:23.58 [1] (0:11.40)	0:12.18 [1] (0:12.18)
Average Speed [km/h]	49.5	67.1	65.3	62.3	62.2	63.0	59.0
Top Speed [km/h]	66.7	67.7	66.6	63.6	62.8	63.5	61.6
Avg. Dist. to Rail [m]	6.1	0.6	0.6	1.3	1.7	1.3	1.5
Avg. Stride Freq. [Hz]	2.4	2.5	2.4	2.4	2.4	2.4	2.3
Avg. Stride Length [m]	5.7	7.1	7.0	6.9	6.9	6.9	6.7



- [] Ranking at each section and finish
- .-.- No data available at this section
- NA No data available



Horse/Jockey Name	Why We Drink
Final Rank	8
Fastest Section Time (Section)	0:10.85 (1200m)
Top Speed [km/h] (Section)	67.5 (1200m)
Race State	Finished

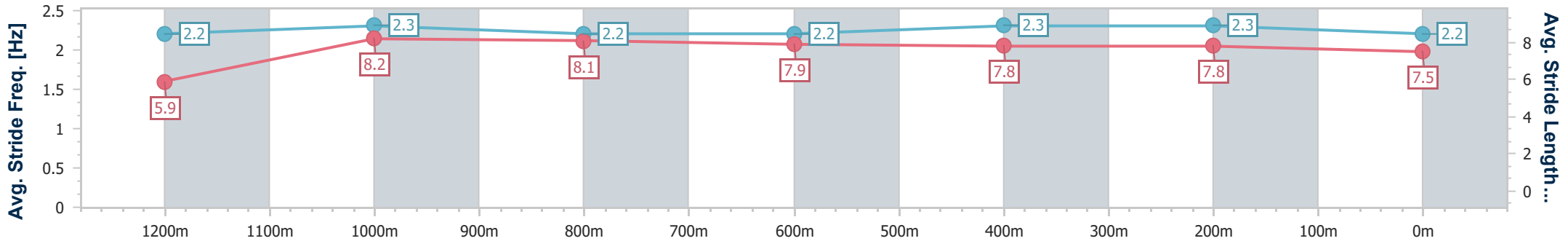
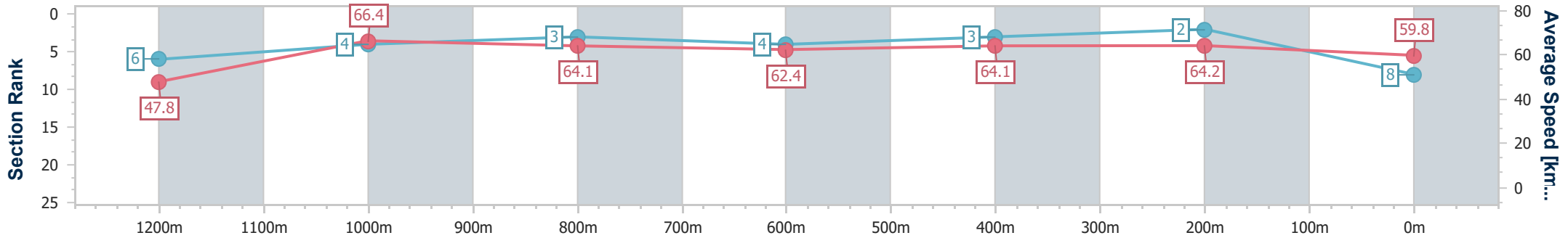


Doomben QLD Professional
Race 9: STRADBROKE SEASON ON SALE NOW BENCHMARK
78 Handicap - 1350m
18 March 2023 - 17:05
Track Rating: Soft 5, Weather: Fine, Rail Position: +1.5m Entire Course



BRISBANE
RACING CLUB

Section	Overall	1200m	1000m	800m	600m	400m	200m
Section Times	1:19.29 [8] (0:11.32)	1:07.97 [6] (0:10.85)	0:57.12 [4] (0:11.24)	0:45.88 [3] (0:11.42)	0:34.46 [4] (0:11.14)	0:23.32 [3] (0:11.27)	0:12.05 [2] (0:12.05)
Average Speed [km/h]	47.8	66.4	64.1	62.4	64.1	64.2	59.8
Top Speed [km/h]	67.5	67.5	65.4	63.5	64.8	65.0	62.2
Avg. Dist. to Rail [m]	9.0	1.6	0.8	1.9	1.5	2.9	5.0
Avg. Stride Freq. [Hz]	2.2	2.3	2.2	2.2	2.3	2.3	2.2
Avg. Stride Length [m]	5.9	8.2	8.1	7.9	7.8	7.8	7.5



- [] Ranking at each section and finish
- .-.- No data available at this section
- NA No data available



Horse/Jockey Name	High Cost
Final Rank	9
Fastest Section Time (Section)	0:10.95 (1200m)
Top Speed [km/h] (Section)	66.7 (1200m)
Race State	Finished

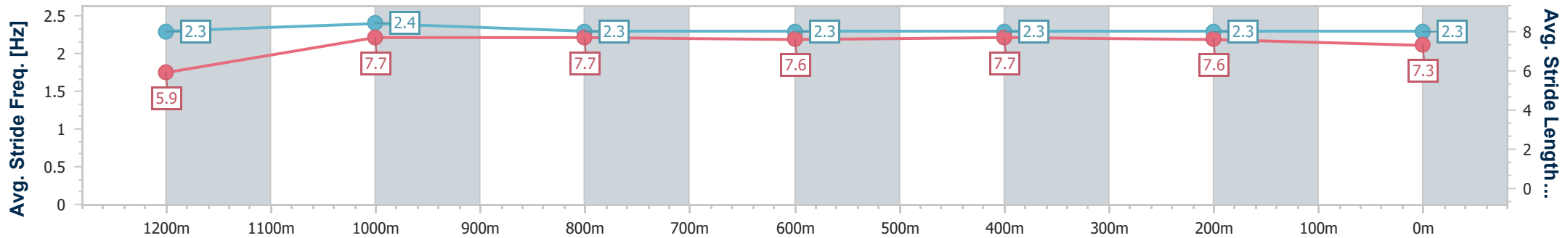
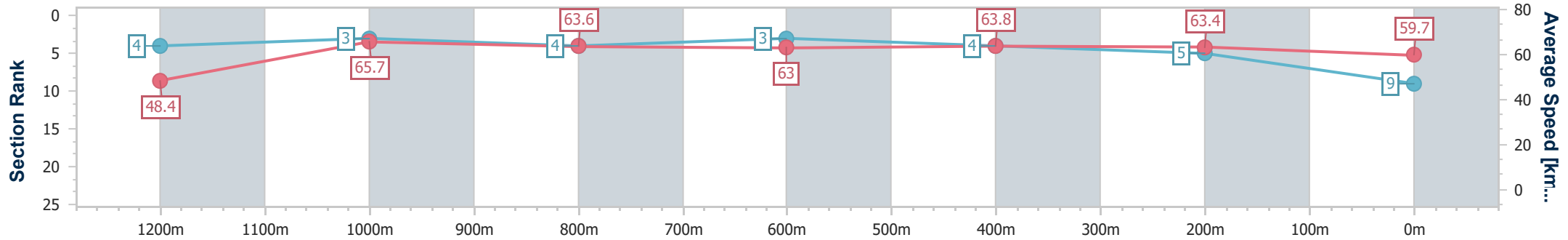


Doomben QLD Professional
Race 9: STRADBROKE SEASON ON SALE NOW BENCHMARK
78 Handicap - 1350m
18 March 2023 - 17:05
Track Rating: Soft 5, Weather: Fine, Rail Position: +1.5m Entire Course



BRISBANE RACING CLUB

Section	Overall	1200m	1000m	800m	600m	400m	200m
Section Times	1:19.35 [9] (0:11.16)	1:08.19 [4] (0:10.95)	0:57.24 [3] (0:11.31)	0:45.93 [4] (0:11.34)	0:34.59 [3] (0:11.17)	0:23.42 [4] (0:11.36)	0:12.06 [5] (0:12.06)
Average Speed [km/h]	48.4	65.7	63.6	63.0	63.8	63.4	59.7
Top Speed [km/h]	65.5	66.7	65.7	64.8	65.4	65.2	62.7
Avg. Dist. to Rail [m]	3.8	0.3	0.5	1.2	1.5	1.9	3.1
Avg. Stride Freq. [Hz]	2.3	2.4	2.3	2.3	2.3	2.3	2.3
Avg. Stride Length [m]	5.9	7.7	7.7	7.6	7.7	7.6	7.3



- [] Ranking at each section and finish
- .-.- No data available at this section
- NA No data available



Horse/Jockey Name	Bold And Lucy
Final Rank	10
Fastest Section Time (Section)	0:10.92 (400m)
Top Speed [km/h] (Section)	67.5 (400m)
Race State	Finished

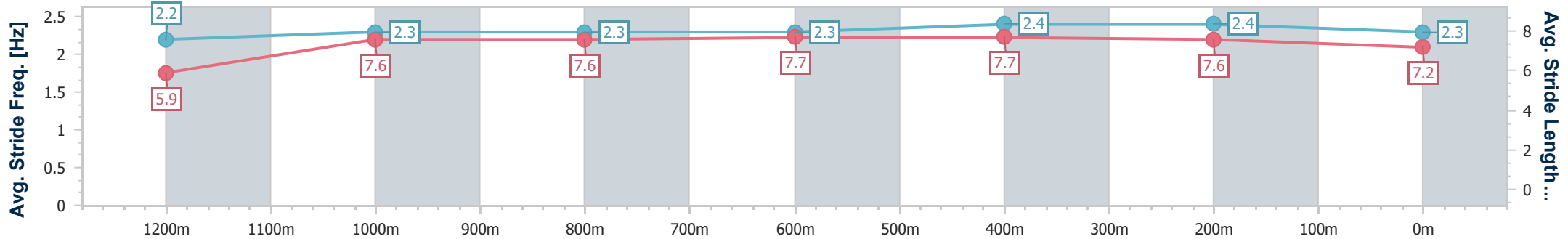
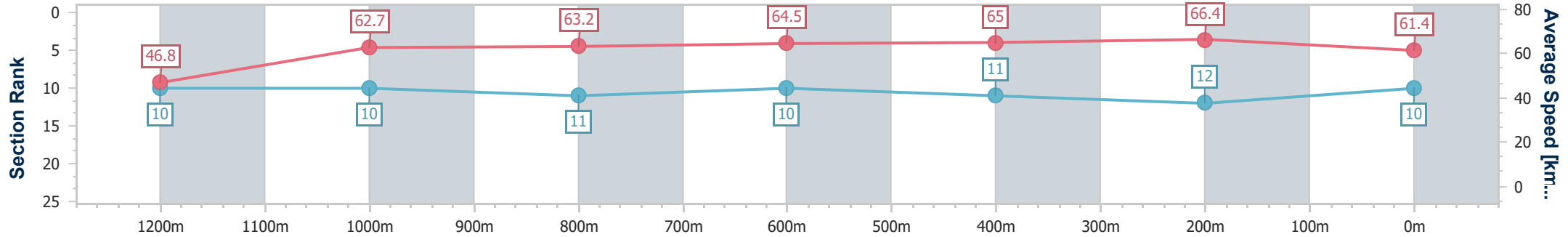


Doomben QLD Professional
Race 9: STRADBROKE SEASON ON SALE NOW BENCHMARK
78 Handicap - 1350m
18 March 2023 - 17:05
 Track Rating: Soft 5, Weather: Fine, Rail Position: +1.5m Entire Course



BRISBANE RACING CLUB

Section	Overall	1200m	1000m	800m	600m	400m	200m
Section Times	1:19.40 [10] (0:11.54)	1:07.86 [10] (0:11.51)	0:56.35 [10] (0:11.40)	0:44.95 [11] (0:11.18)	0:33.77 [10] (0:11.11)	0:22.66 [11] (0:10.92)	0:11.74 [12] (0:11.74)
Average Speed [km/h]	46.8	62.7	63.2	64.5	65.0	66.4	61.4
Top Speed [km/h]	62.8	63.8	64.9	66.2	66.8	67.5	64.5
Avg. Dist. to Rail [m]	9.2	2.0	1.0	0.2	0.6	5.2	7.2
Avg. Stride Freq. [Hz]	2.2	2.3	2.3	2.3	2.4	2.4	2.3
Avg. Stride Length [m]	5.9	7.6	7.6	7.7	7.7	7.6	7.2



- [] Ranking at each section and finish
- .-.- No data available at this section
- NA No data available



Horse/Jockey Name	Opacity
Final Rank	11
Fastest Section Time (Section)	0:10.92 (400m)
Top Speed [km/h] (Section)	67.4 (400m)
Race State	Finished

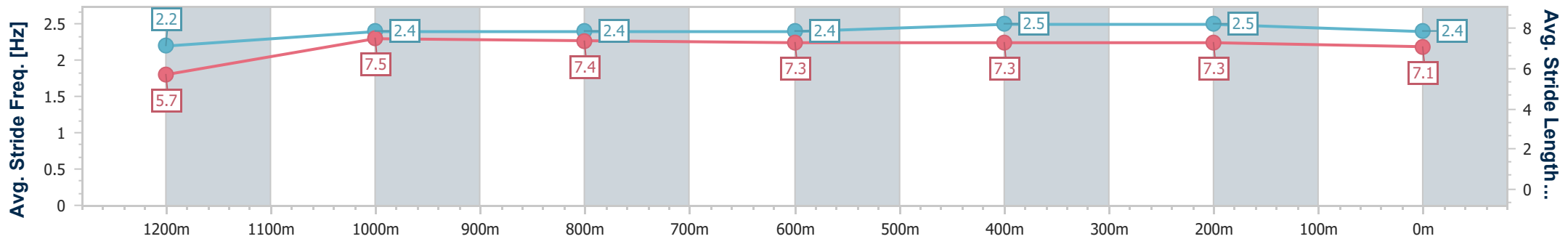
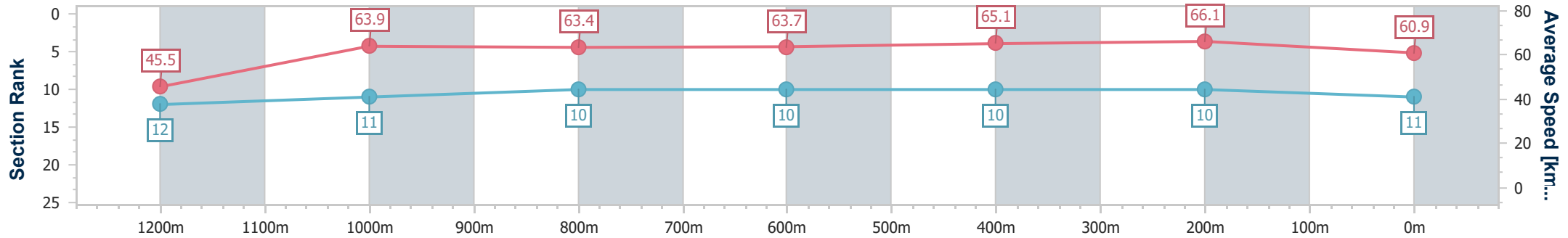


Doomben QLD Professional
Race 9: STRADBROKE SEASON ON SALE NOW BENCHMARK
78 Handicap - 1350m
18 March 2023 - 17:05
Track Rating: Soft 5, Weather: Fine, Rail Position: +1.5m Entire Course



BRISBANE
RACING CLUB

Section	Overall	1200m	1000m	800m	600m	400m	200m
Section Times	1:19.46 [11] (0:11.87)	1:07.59 [12] (0:11.28)	0:56.31 [11] (0:11.31)	0:45.00 [10] (0:11.20)	0:33.80 [10] (0:11.06)	0:22.74 [10] (0:10.92)	0:11.82 [10] (0:11.82)
Average Speed [km/h]	45.5	63.9	63.4	63.7	65.1	66.1	60.9
Top Speed [km/h]	63.2	65.6	65.7	65.1	67.2	67.4	65.2
Avg. Dist. to Rail [m]	2.9	0.7	1.0	1.5	1.0	2.0	2.4
Avg. Stride Freq. [Hz]	2.2	2.4	2.4	2.4	2.5	2.5	2.4
Avg. Stride Length [m]	5.7	7.5	7.4	7.3	7.3	7.3	7.1



- [] Ranking at each section and finish
- .-.- No data available at this section
- NA No data available



Horse/Jockey Name	Deep Sceiva
Final Rank	12
Fastest Section Time (Section)	0:10.69 (1200m)
Top Speed [km/h] (Section)	68.1 (1200m)
Race State	Finished

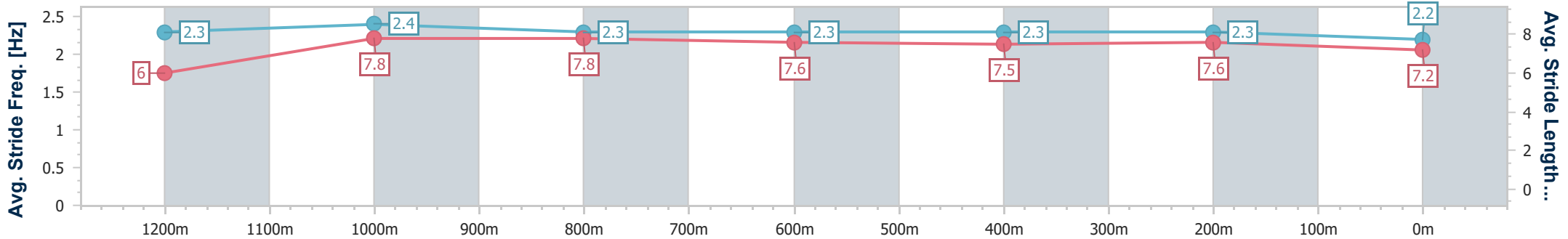
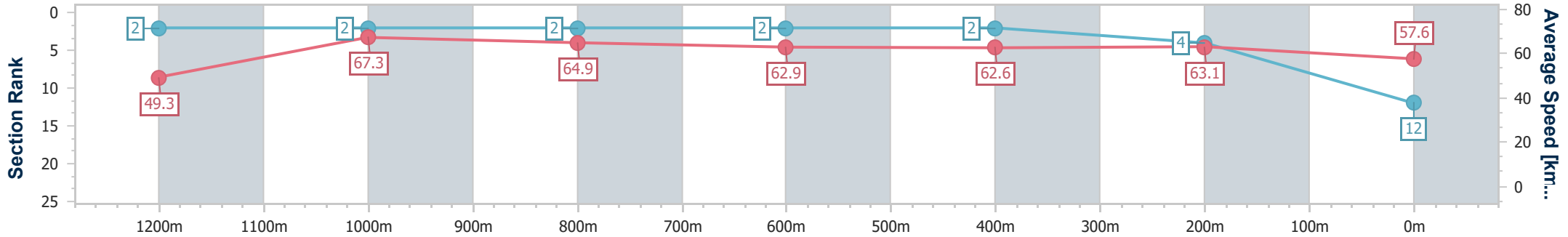


Doomben QLD Professional
Race 9: STRADBROKE SEASON ON SALE NOW BENCHMARK
78 Handicap - 1350m
18 March 2023 - 17:05
Track Rating: Soft 5, Weather: Fine, Rail Position: +1.5m Entire Course



BRISBANE
RACING CLUB

Section	Overall	1200m	1000m	800m	600m	400m	200m						
Section Times	1:19.65 [12] (0:10.99)	1:08.66 [2] (0:10.69)	0:57.97 [2] (0:11.11)	0:46.86 [2] (0:11.45)	0:35.41 [2] (0:11.48)	0:23.93 [2] (0:11.43)	0:12.50 [4] (0:12.50)						
Average Speed [km/h]	49.3	67.3	64.9	62.9	62.6	63.1	57.6						
Top Speed [km/h]	67.9	68.1	65.8	63.4	63.8	64.0	61.3						
Avg. Dist. to Rail [m]	11.0	4.6	0.9	0.2	0.2	1.0	2.6						
Avg. Stride Freq. [Hz]	2.3	2.4	2.3	2.3	2.3	2.3	2.2						
Avg. Stride Length [m]	6.0	7.8	7.8	7.6	7.5	7.6	7.2						



- [] Ranking at each section and finish
- .-.- No data available at this section
- NA No data available