



# Aquis Park Gold Coast Poly QLD Professional

## Race 2: Martin Collins Australia QTIS Three-Years-Old Maiden Handicap - 1050m

29 July 2023 - 12:55



Track Rating: Synthetic, Weather: Fine, Rail Position: True

Section		Overall	1000m	800m	600m	400m	200m	Last 600m					
Field Times		1:01.36 (0:05.06)	0:56.30 (0:10.98)	0:45.32 (0:10.93)	0:34.39 (0:11.14)	0:23.25 (0:11.53)	0:11.72 (0:11.72)	0:34.39					
Rank	TAB Horse/Jockey	Barrier	Top Speed [km/h]	Fastest Section								Margin	Distance Travelled [m]
1	10 MA'S EPIC Bailey Wheeler	4	68.7 1000m	0:05.21 Overall	1:01.36 [1] (0:05.21)	0:56.15 [4] (0:10.99)	0:45.16 [2] (0:10.85)	0:34.31 [2] (0:11.06)	0:23.25 [1] (0:11.53)	0:11.72 [1] (0:11.72)	1:01.36	0:34.31	
2	12 RUSSIAN INN Casey Waddell	1	67.8 600m	0:05.14 Overall	1:01.55 [2] (0:05.14)	0:56.41 [2] (0:11.24)	0:45.17 [6] (0:10.88)	0:34.29 [4] (0:11.05)	0:23.24 [3] (0:11.36)	0:11.88 [2] (0:11.88)	1L	0:34.29	+4
3	7 AFFINITY FLYER Jai Williams	7	68.2 600m	0:05.25 Overall	1:01.72 [3] (0:05.25)	0:56.47 [6] (0:11.04)	0:45.43 [4] (0:11.09)	0:34.34 [6] (0:11.01)	0:23.33 [5] (0:11.41)	0:11.92 [3] (0:11.92)	1.8L	0:34.34	+12
4	2 WONFORWAZZA Anthony Allen	8	68.7 1000m	0:05.17 Overall	1:02.30 [4] (0:05.17)	0:57.13 [3] (0:11.09)	0:46.04 [3] (0:11.01)	0:35.03 [5] (0:11.07)	0:23.96 [4] (0:11.79)	0:12.17 [5] (0:12.17)	5.1L	0:35.03	+14
5	1 WELUVYA Noel Callow	6	67.3 800m	0:05.42 Overall	1:02.40 [5] (0:05.42)	0:56.98 [9] (0:11.56)	0:45.42 [9] (0:11.03)	0:34.39 [9] (0:11.04)	0:23.35 [9] (0:11.43)	0:11.92 [8] (0:11.92)	5.6L	0:34.39	+13
6	8 BONNIE GEE GEE Michael Cahill	5	69.2 1000m	0:05.06 Overall	1:02.49 [6] (0:05.06)	0:57.43 [1] (0:10.98)	0:46.45 [1] (0:10.93)	0:35.52 [1] (0:11.25)	0:24.27 [2] (0:11.75)	0:12.52 [4] (0:12.52)	6L	0:35.52	+14
7	9 EMPRESS ZIGGY Dan McGillivray	2	68.5 800m	0:05.25 Overall	1:02.59 [7] (0:05.25)	0:57.34 [7] (0:11.15)	0:46.19 [7] (0:10.76)	0:35.43 [3] (0:11.33)	0:24.10 [6] (0:11.84)	0:12.26 [6] (0:12.26)	6.5L	0:35.43	+8
8	4 JUST FOR PLEASURE Wanderson D'Avila	3	67.3 600m	0:05.35 Overall	1:02.73 [8] (0:05.35)	0:57.38 [8] (0:11.27)	0:46.11 [8] (0:10.84)	0:35.27 [7] (0:11.07)	0:24.20 [7] (0:11.85)	0:12.35 [7] (0:12.35)	7.3L	0:35.27	+5
9	5 OBJECTOR Karl Zechner	9	68.8 1000m	0:05.22 Overall	1:02.90 [9] (0:05.22)	0:57.68 [5] (0:11.14)	0:46.54 [5] (0:11.20)	0:35.34 [8] (0:11.23)	0:24.11 [8] (0:11.75)	0:12.36 [9] (0:12.36)	8.3L	0:35.34	+17

Scratched: Dashes Of Colour (#3), Prince Of Pop (#6), Berakahquinn (#11)



Horse/Jockey Name	Ma's Epic
Final Rank	1
Fastest Section Time (Section)	0:05.21 (Overall)
Top Speed [km/h] (Section)	68.7 (1000m)
Race State	Finished

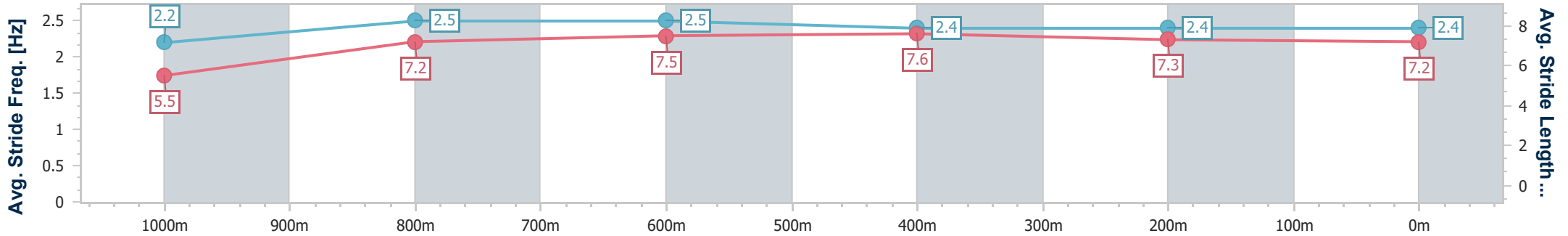
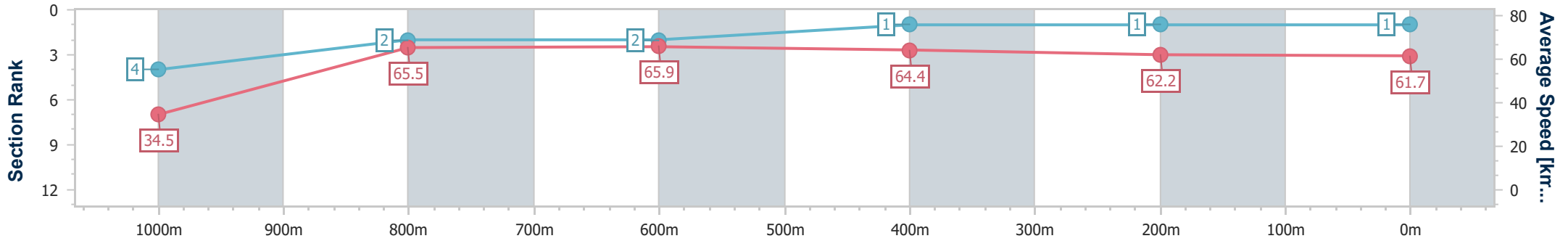


**Aquis Park Gold Coast Poly QLD Professional**  
**Race 2: Martin Collins Australia QTIS Three-Years-Old Maiden Handicap - 1050m**  
 29 July 2023 - 12:55



Track Rating: Synthetic, Weather: Fine, Rail Position: True

Section	Overall	1000m	800m	600m	400m	200m
Section Times	1:01.36 [1] (0:05.21)	0:56.15 [4] (0:10.99)	0:45.16 [2] (0:10.85)	0:34.31 [2] (0:11.06)	0:23.25 [1] (0:11.53)	0:11.72 [1] (0:11.72)
Average Speed [km/h]	34.5	65.5	65.9	64.4	62.2	61.7
Top Speed [km/h]	58.0	68.7	66.4	66.3	63.3	63.1
Avg. Dist. to Rail [m]	4.1	1.5	1.5	2.0	0.8	1.8
Avg. Stride Freq. [Hz]	2.2	2.5	2.5	2.4	2.4	2.4
Avg. Stride Length [m]	5.5	7.2	7.5	7.6	7.3	7.2



- [ ] Ranking at each section and finish
- .-.- No data available at this section
- NA No data available



Horse/Jockey Name	Russian Inn
Final Rank	2
Fastest Section Time (Section)	0:05.14 (Overall)
Top Speed [km/h] (Section)	67.8 (600m)
Race State	Finished

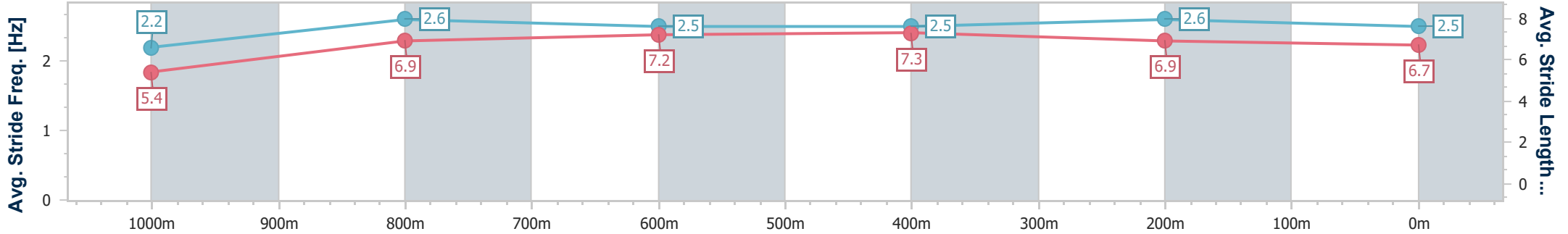
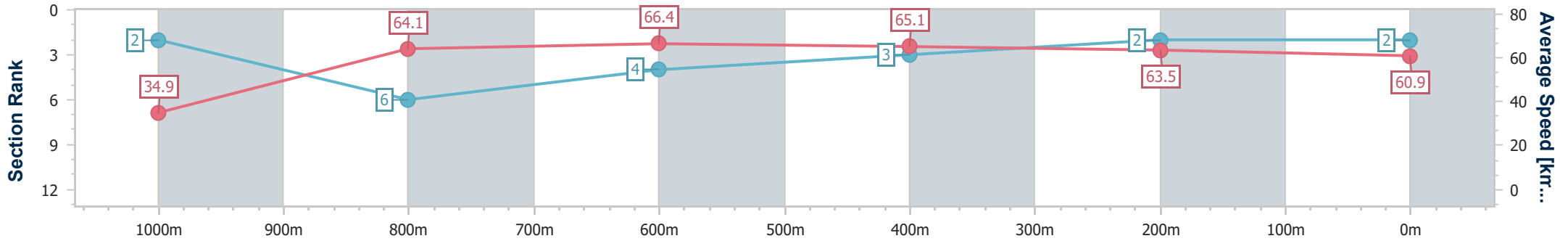


**Aquis Park Gold Coast Poly QLD Professional**  
**Race 2: Martin Collins Australia QTIS Three-Years-Old Maiden Handicap - 1050m**  
 29 July 2023 - 12:55



Track Rating: Synthetic, Weather: Fine, Rail Position: True

Section	Overall	1000m	800m	600m	400m	200m
Section Times	1:01.55 [2] (0:05.14)	0:56.41 [2] (0:11.24)	0:45.17 [6] (0:10.88)	0:34.29 [4] (0:11.05)	0:23.24 [3] (0:11.36)	0:11.88 [2] (0:11.88)
Average Speed [km/h]	34.9	64.1	66.4	65.1	63.5	60.9
Top Speed [km/h]	56.6	66.1	67.5	67.8	64.8	62.8
Avg. Dist. to Rail [m]	1.4	0.3	0.5	0.3	2.1	4.5
Avg. Stride Freq. [Hz]	2.2	2.6	2.5	2.5	2.6	2.5
Avg. Stride Length [m]	5.4	6.9	7.2	7.3	6.9	6.7



- [ ] Ranking at each section and finish
- .-.- No data available at this section
- NA No data available



Horse/Jockey Name	Affinity Flyer
Final Rank	3
Fastest Section Time (Section)	0:05.25 (Overall)
Top Speed [km/h] (Section)	68.2 (600m)
Race State	Finished



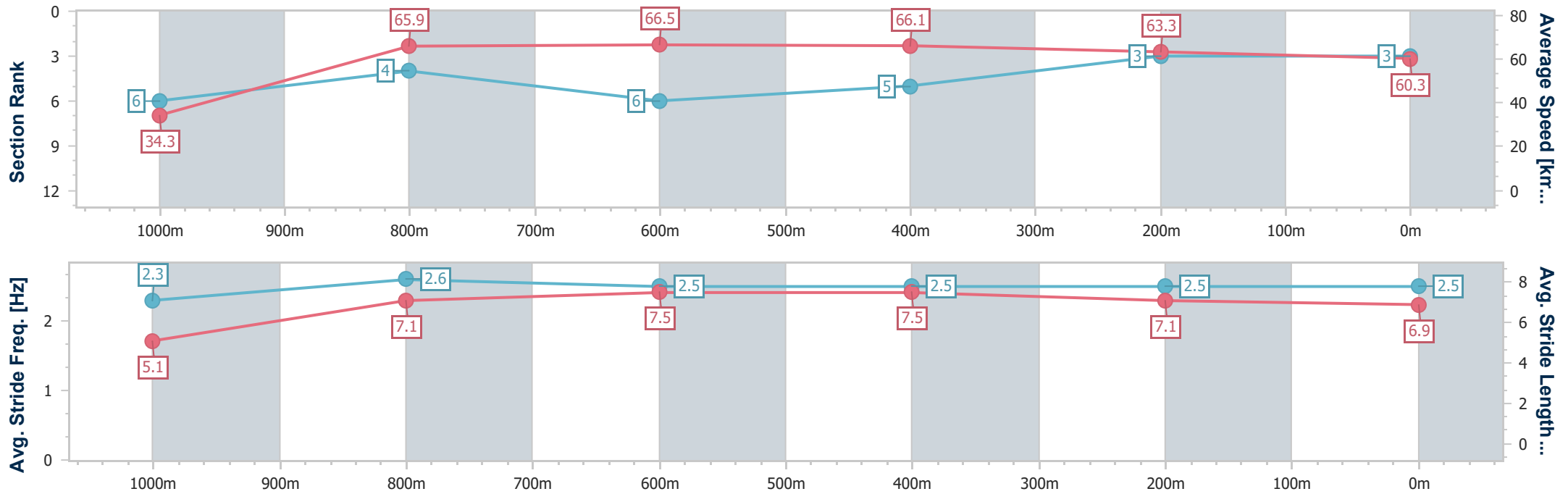
Aquis Park Gold Coast Poly QLD Professional  
 Race 2: Martin Collins Australia QTIS Three-Years-Old Maiden Handicap - 1050m



29 July 2023 - 12:55

Track Rating: Synthetic, Weather: Fine, Rail Position: True

Section	Overall	1000m	800m	600m	400m	200m
Section Times	1:01.72 [3] (0:05.25)	0:56.47 [6] (0:11.04)	0:45.43 [4] (0:11.09)	0:34.34 [6] (0:11.01)	0:23.33 [5] (0:11.41)	0:11.92 [3] (0:11.92)
Average Speed [km/h]	34.3	65.9	66.5	66.1	63.3	60.3
Top Speed [km/h]	57.0	67.7	68.0	68.2	65.0	62.0
Avg. Dist. to Rail [m]	6.0	3.8	4.4	2.7	3.4	6.3
Avg. Stride Freq. [Hz]	2.3	2.6	2.5	2.5	2.5	2.5
Avg. Stride Length [m]	5.1	7.1	7.5	7.5	7.1	6.9



- [ ] Ranking at each section and finish
- .-.- No data available at this section
- NA No data available



Horse/Jockey Name	Wonforwazza
Final Rank	4
Fastest Section Time (Section)	0:05.17 (Overall)
Top Speed [km/h] (Section)	68.7 (1000m)
Race State	Finished

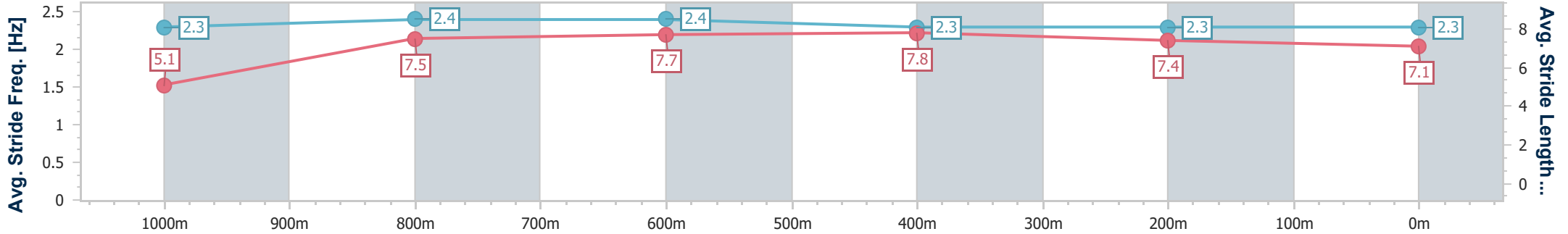
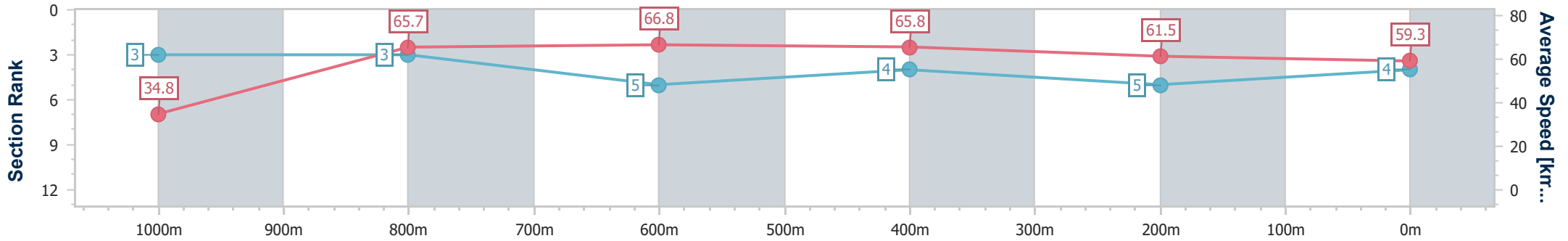


Aquis Park Gold Coast Poly QLD Professional  
 Race 2: Martin Collins Australia QTIS Three-Years-Old Maiden Handicap - 1050m  
 29 July 2023 - 12:55



Track Rating: Synthetic, Weather: Fine, Rail Position: True

Section	Overall	1000m	800m	600m	400m	200m
Section Times	1:02.30 [4] (0:05.17)	0:57.13 [3] (0:11.09)	0:46.04 [3] (0:11.01)	0:35.03 [5] (0:11.07)	0:23.96 [4] (0:11.79)	0:12.17 [5] (0:12.17)
Average Speed [km/h]	34.8	65.7	66.8	65.8	61.5	59.3
Top Speed [km/h]	55.9	68.7	68.1	66.4	64.5	60.5
Avg. Dist. to Rail [m]	7.1	4.6	3.9	3.1	5.2	7.0
Avg. Stride Freq. [Hz]	2.3	2.4	2.4	2.3	2.3	2.3
Avg. Stride Length [m]	5.1	7.5	7.7	7.8	7.4	7.1



- [ ] Ranking at each section and finish
- .-.- No data available at this section
- NA No data available



Horse/Jockey Name	Weluvya
Final Rank	5
Fastest Section Time (Section)	0:05.42 (Overall)
Top Speed [km/h] (Section)	67.3 (800m)
Race State	Finished



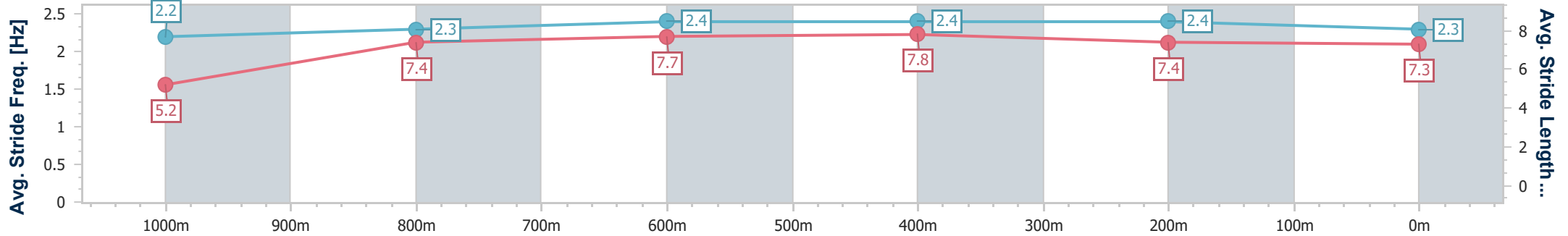
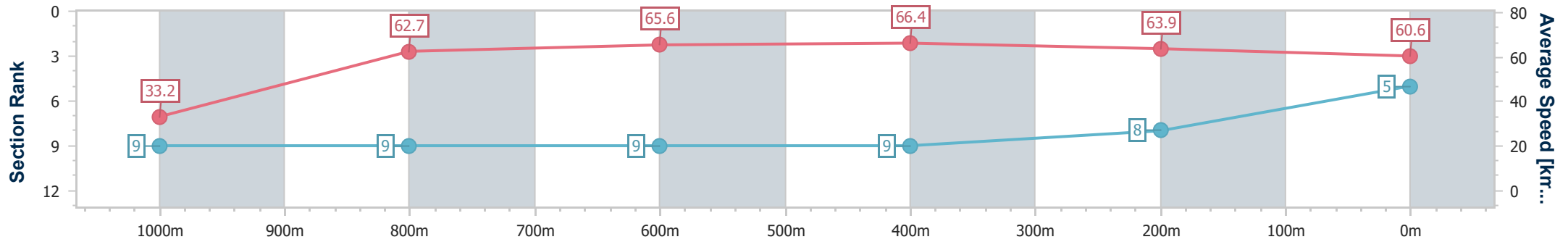
**Aquis Park Gold Coast Poly QLD Professional**  
**Race 2: Martin Collins Australia QTIS Three-Years-Old Maiden Handicap - 1050m**



29 July 2023 - 12:55

Track Rating: Synthetic, Weather: Fine, Rail Position: True

Section	Overall	1000m	800m	600m	400m	200m
Section Times	1:02.40 [5] (0:05.42)	0:56.98 [9] (0:11.56)	0:45.42 [9] (0:11.03)	0:34.39 [9] (0:11.04)	0:23.35 [9] (0:11.43)	0:11.92 [8] (0:11.92)
Average Speed [km/h]	33.2	62.7	65.6	66.4	63.9	60.6
Top Speed [km/h]	54.9	65.2	67.3	67.1	65.5	62.7
Avg. Dist. to Rail [m]	5.4	2.8	1.8	3.5	7.3	8.7
Avg. Stride Freq. [Hz]	2.2	2.3	2.4	2.4	2.4	2.3
Avg. Stride Length [m]	5.2	7.4	7.7	7.8	7.4	7.3



- [ ] Ranking at each section and finish
- .-.- No data available at this section
- NA No data available



Horse/Jockey Name	Bonnie Gee Gee
Final Rank	6
Fastest Section Time (Section)	0:05.06 (Overall)
Top Speed [km/h] (Section)	69.2 (1000m)
Race State	Finished



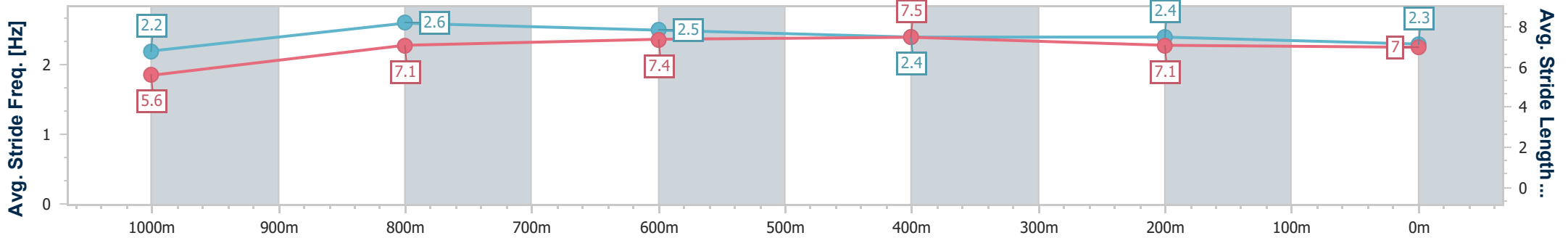
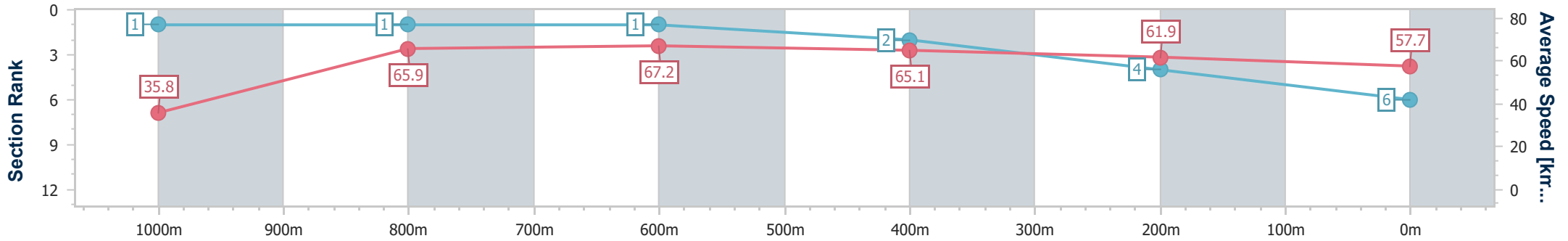
Aquis Park Gold Coast Poly QLD Professional  
 Race 2: Martin Collins Australia QTIS Three-Years-Old Maiden Handicap - 1050m



29 July 2023 - 12:55

Track Rating: Synthetic, Weather: Fine, Rail Position: True

Section	Overall	1000m	800m	600m	400m	200m
Section Times	1:02.49 [6] (0:05.06)	0:57.43 [1] (0:10.98)	0:46.45 [1] (0:10.93)	0:35.52 [1] (0:11.25)	0:24.27 [2] (0:11.75)	0:12.52 [4] (0:12.52)
Average Speed [km/h]	35.8	65.9	67.2	65.1	61.9	57.7
Top Speed [km/h]	55.6	69.2	68.3	67.1	63.5	60.2
Avg. Dist. to Rail [m]	3.7	2.0	3.8	3.3	4.8	5.4
Avg. Stride Freq. [Hz]	2.2	2.6	2.5	2.4	2.4	2.3
Avg. Stride Length [m]	5.6	7.1	7.4	7.5	7.1	7.0



- [ ] Ranking at each section and finish
- .-.- No data available at this section
- NA No data available



Horse/Jockey Name	Empress Ziggy
Final Rank	7
Fastest Section Time (Section)	0:05.25 (Overall)
Top Speed [km/h] (Section)	68.5 (800m)
Race State	Finished

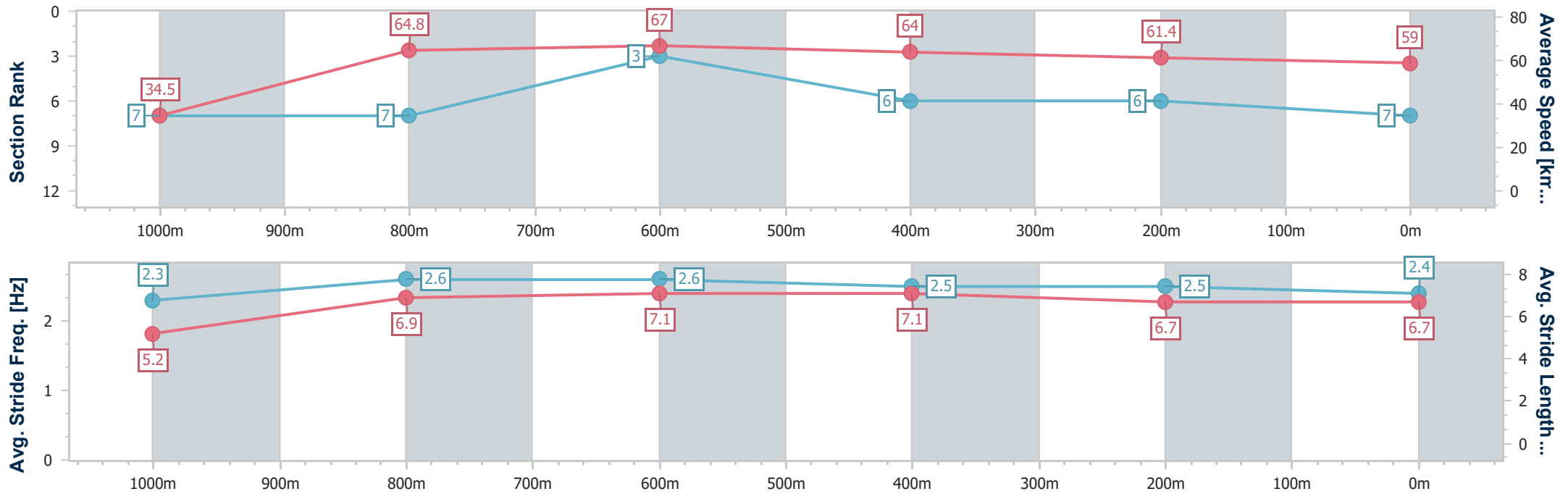


Aquis Park Gold Coast Poly QLD Professional  
 Race 2: Martin Collins Australia QTIS Three-Years-Old Maiden Handicap - 1050m  
 29 July 2023 - 12:55



Track Rating: Synthetic, Weather: Fine, Rail Position: True

Section	Overall	1000m	800m	600m	400m	200m
Section Times	1:02.59 [7] (0:05.25)	0:57.34 [7] (0:11.15)	0:46.19 [7] (0:10.76)	0:35.43 [3] (0:11.33)	0:24.10 [6] (0:11.84)	0:12.26 [6] (0:12.26)
Average Speed [km/h]	34.5	64.8	67.0	64.0	61.4	59.0
Top Speed [km/h]	57.0	67.6	68.5	68.3	63.5	61.1
Avg. Dist. to Rail [m]	1.8	0.9	0.4	1.3	5.1	7.0
Avg. Stride Freq. [Hz]	2.3	2.6	2.6	2.5	2.5	2.4
Avg. Stride Length [m]	5.2	6.9	7.1	7.1	6.7	6.7



- [ ] Ranking at each section and finish
- .-.- No data available at this section
- NA No data available





Horse/Jockey Name	Just For Pleasure
Final Rank	8
Fastest Section Time (Section)	0:05.35 (Overall)
Top Speed [km/h] (Section)	67.3 (600m)
Race State	Finished



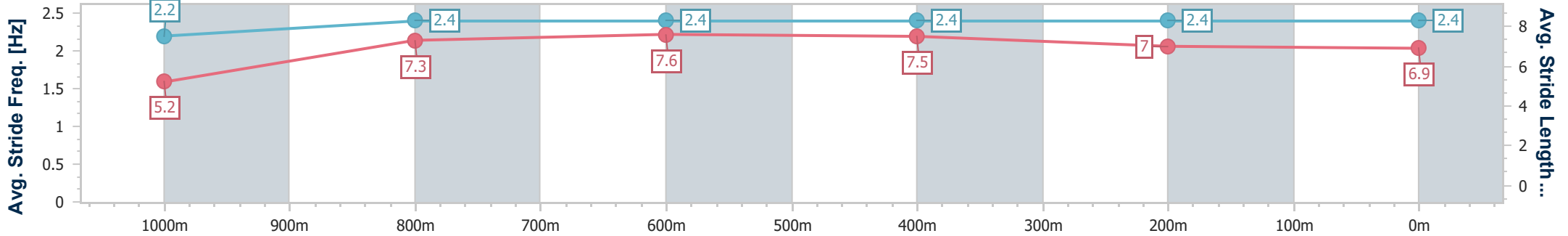
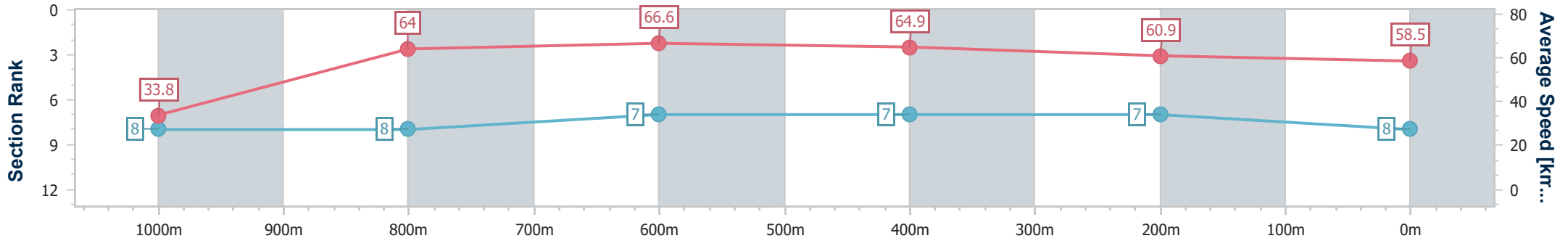
**Aquis Park Gold Coast Poly QLD Professional**  
**Race 2: Martin Collins Australia QTIS Three-Years-Old Maiden Handicap - 1050m**



29 July 2023 - 12:55

Track Rating: Synthetic, Weather: Fine, Rail Position: True

Section	Overall	1000m	800m	600m	400m	200m
Section Times	1:02.73 [8] (0:05.35)	0:57.38 [8] (0:11.27)	0:46.11 [8] (0:10.84)	0:35.27 [7] (0:11.07)	0:24.20 [7] (0:11.85)	0:12.35 [7] (0:12.35)
Average Speed [km/h]	33.8	64.0	66.6	64.9	60.9	58.5
Top Speed [km/h]	55.6	66.7	67.1	67.3	62.9	60.2
Avg. Dist. to Rail [m]	2.3	2.1	0.3	0.5	1.0	1.9
Avg. Stride Freq. [Hz]	2.2	2.4	2.4	2.4	2.4	2.4
Avg. Stride Length [m]	5.2	7.3	7.6	7.5	7.0	6.9



- [ ] Ranking at each section and finish
- .-.- No data available at this section
- NA No data available



Horse/Jockey Name	Objector
Final Rank	9
Fastest Section Time (Section)	0:05.22 (Overall)
Top Speed [km/h] (Section)	68.8 (1000m)
Race State	Finished

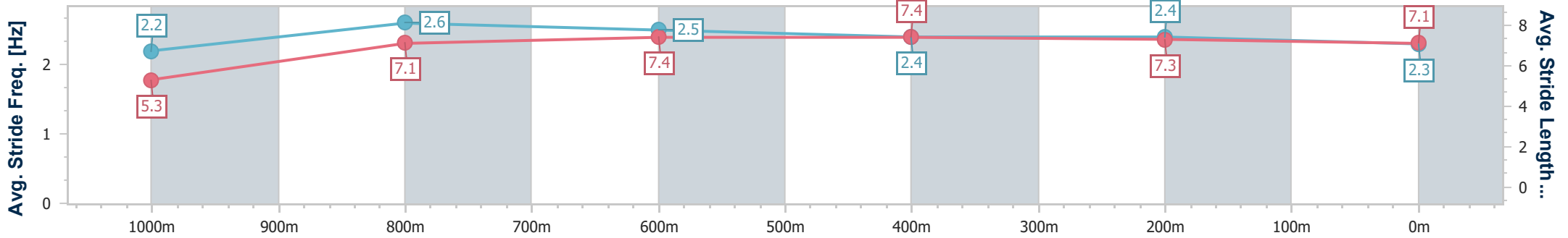
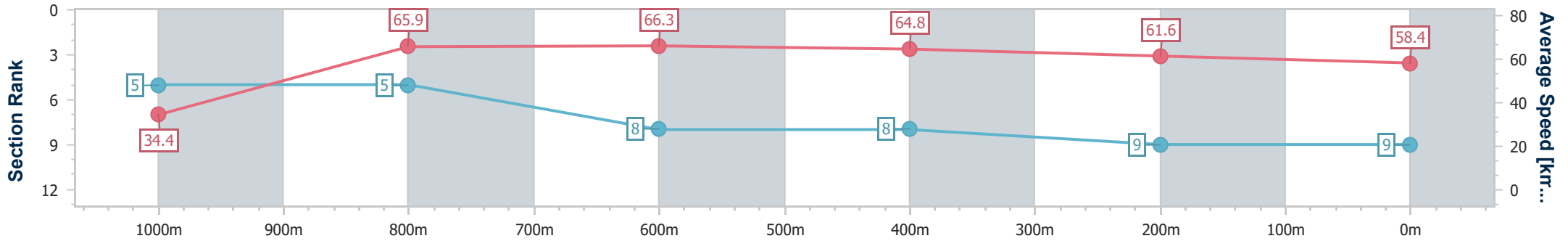


Aquis Park Gold Coast Poly QLD Professional  
 Race 2: Martin Collins Australia QTIS Three-Years-Old Maiden Handicap - 1050m  
 29 July 2023 - 12:55



Track Rating: Synthetic, Weather: Fine, Rail Position: True

Section	Overall	1000m	800m	600m	400m	200m
Section Times	1:02.90 [9] (0:05.22)	0:57.68 [5] (0:11.14)	0:46.54 [5] (0:11.20)	0:35.34 [8] (0:11.23)	0:24.11 [8] (0:11.75)	0:12.36 [9] (0:12.36)
Average Speed [km/h]	34.4	65.9	66.3	64.8	61.6	58.4
Top Speed [km/h]	56.2	68.8	68.2	67.7	63.8	60.3
Avg. Dist. to Rail [m]	8.9	7.3	5.1	2.0	4.3	6.2
Avg. Stride Freq. [Hz]	2.2	2.6	2.5	2.4	2.4	2.3
Avg. Stride Length [m]	5.3	7.1	7.4	7.4	7.3	7.1



- [ ] Ranking at each section and finish
- .-.- No data available at this section
- NA No data available