



# Aquis Park Gold Coast Poly QLD Professional

## Race 6: SCI-FLEET HINO BM58 Handicap - 2000m

29 July 2023 - 15:19



Track Rating: Synthetic, Weather: Fine, Rail Position: True

Section		Overall	1800m	1600m	1400m	1200m	1000m	800m	Last 600m				
Field Times		2:05.13 (0:14.33)	1:50.80 (0:12.80)	1:38.00 (0:12.77)	1:25.23 (0:12.91)	1:12.32 (0:12.26)	1:00.06 (0:11.90)	0:48.16 (0:11.61)	0:36.55				
Rank	TAB Horse/Jockey	Barrier	Top Speed [km/h]	Fastest Section									Distance Travelled [m]
1	3 SHADYVALE STORM Bailey Wheeler	1	63.3 600m	0:11.61 800m	2:05.13 [1] (0:14.33)	1:50.80 [1] (0:12.80)	1:38.00 [1] (0:12.77)	1:25.23 [1] (0:12.91)	1:12.32 [1] (0:12.26)	1:00.06 [1] (0:11.90)	0:48.16 [1] (0:11.61)	0:36.55	
2	2 DAMIANI Noel Callow	3	63.7 600m	0:11.61 800m	2:05.33 [2] (0:14.51)	1:50.82 [2] (0:12.85)	1:37.97 [3] (0:12.75)	1:25.22 [3] (0:12.96)	1:12.26 [3] (0:12.17)	1:00.09 [3] (0:11.88)	0:48.21 [3] (0:11.61)	0:36.60	+3
3	4 DAULAT TAI PANAZIZ Emily Lang	2	63.1 600m	0:11.61 800m	2:05.47 [3] (0:14.64)	1:50.83 [4] (0:12.83)	1:38.00 [4] (0:12.76)	1:25.24 [5] (0:12.96)	1:12.28 [4] (0:12.19)	1:00.09 [5] (0:11.94)	0:48.15 [4] (0:11.61)	0:36.54	+1
4	10 VANCITY Wanderson D'Avila	7	63.6 600m	0:11.73 800m	2:05.49 [4] (0:14.91)	1:50.58 [7] (0:12.90)	1:37.68 [8] (0:12.77)	1:24.91 [7] (0:12.95)	1:11.96 [8] (0:12.17)	0:59.79 [8] (0:11.90)	0:47.89 [8] (0:11.73)	0:36.16	+8
5	9 FEUDALIST Michael Cahill	10	64.7 600m	0:11.60 800m	2:05.49 [5] (0:15.11)	1:50.38 [9] (0:12.96)	1:37.42 [9] (0:12.82)	1:24.60 [9] (0:12.84)	1:11.76 [9] (0:12.29)	0:59.47 [9] (0:11.82)	0:47.65 [9] (0:11.60)	0:36.05	+12
6	7 PATTI WAGGIN Dan McGillivray	6	63.7 600m	0:11.57 800m	2:05.57 [6] (0:14.97)	1:50.60 [8] (0:12.79)	1:37.81 [7] (0:12.83)	1:24.98 [8] (0:12.86)	1:12.12 [7] (0:12.24)	0:59.88 [7] (0:11.86)	0:48.02 [7] (0:11.57)	0:36.45	-1
7	1 TEA LEAVES Jai Williams	4	63.9 600m	0:11.59 800m	2:05.80 [7] (0:14.72)	1:51.08 [5] (0:12.89)	1:38.19 [6] (0:12.71)	1:25.48 [6] (0:12.96)	1:12.52 [6] (0:12.15)	1:00.37 [6] (0:11.92)	0:48.45 [6] (0:11.59)	0:36.86	+7
8	8 TORQUE LEICA STAR Tiffani Brooker	8	64.1 600m	0:11.76 800m	2:05.90 [8] (0:14.88)	1:51.02 [6] (0:12.70)	1:38.32 [5] (0:12.64)	1:25.68 [4] (0:12.98)	1:12.70 [5] (0:12.18)	1:00.52 [4] (0:11.96)	0:48.56 [5] (0:11.76)	0:36.80	+15
9	5 I'MTIMMYZOU Casey Waddell	5	62.2 600m	0:11.91 800m	2:06.45 [9] (0:14.63)	1:51.82 [3] (0:12.68)	1:39.14 [2] (0:12.61)	1:26.53 [2] (0:13.06)	1:13.47 [2] (0:12.17)	1:01.30 [2] (0:11.97)	0:49.33 [2] (0:11.91)	0:37.42	+12

Scratched: La Brea (#6)



# Aquis Park Gold Coast Poly QLD Professional

## Race 6: SCI-FLEET HINO BM58 Handicap - 2000m

29 July 2023 - 15:19



Track Rating: Synthetic, Weather: Fine, Rail Position: True

Section				600m	400m	200m			Last 600m		
Field Times				0:36.55 (0:11.76)	0:24.79 (0:12.21)	0:12.58 (0:12.58)			0:36.55		
Rank	TAB	Horse/Jockey	Barrier	Top Speed [km/h]	Fastest Section	Margin			Distance Travelled [m]		
1	3	<b>SHADYVALE STORM</b> Bailey Wheeler	1	63.3 600m	0:11.61 800m	0:36.55 [1] (0:11.76)	0:24.79 [1] (0:12.21)	0:12.58 [1] (0:12.58)	2:05.13	0:36.55	
2	2	<b>DAMIANI</b> Noel Callow	3	63.7 600m	0:11.61 800m	0:36.60 [2] (0:11.73)	0:24.87 [2] (0:12.21)	0:12.66 [2] (0:12.66)	1L	0:36.60	+3
3	4	<b>DAULAT TAI PANAZIZ</b> Emily Lang	2	63.1 600m	0:11.61 800m	0:36.54 [3] (0:11.83)	0:24.71 [3] (0:12.21)	0:12.50 [3] (0:12.50)	1.8L	0:36.54	+1
4	10	<b>VANCITY</b> Wanderson D'Avila	7	63.6 600m	0:11.73 800m	0:36.16 [8] (0:11.74)	0:24.42 [8] (0:12.05)	0:12.37 [6] (0:12.37)	1.9L	0:36.16	+8
5	9	<b>FEUDALIST</b> Michael Cahill	10	64.7 600m	0:11.60 800m	0:36.05 [9] (0:11.61)	0:24.44 [7] (0:11.97)	0:12.47 [4] (0:12.47)	2L	0:36.05	+12
6	7	<b>PATTI WAGGIN</b> Dan McGillivray	6	63.7 600m	0:11.57 800m	0:36.45 [7] (0:11.64)	0:24.81 [4] (0:12.27)	0:12.54 [5] (0:12.54)	2.4L	0:36.45	-1
7	1	<b>TEA LEAVES</b> Jai Williams	4	63.9 600m	0:11.59 800m	0:36.86 [4] (0:11.87)	0:24.99 [5] (0:12.35)	0:12.64 [7] (0:12.64)	3.7L	0:36.86	+7
8	8	<b>TORQUE LEICA STAR</b> Tiffani Brooker	8	64.1 600m	0:11.76 800m	0:36.80 [6] (0:11.88)	0:24.92 [6] (0:12.24)	0:12.68 [8] (0:12.68)	4.2L	0:36.80	+15
9	5	<b>I'MTIMMYZOU</b> Casey Waddell	5	62.2 600m	0:11.91 800m	0:37.42 [5] (0:12.30)	0:25.12 [9] (0:12.38)	0:12.74 [9] (0:12.74)	7.2L	0:37.42	+12

Scratched: La Brea (#6)



Horse/Jockey Name	Shadyvale Storm
Final Rank	1
Fastest Section Time (Section)	0:11.61 (800m)
Top Speed [km/h] (Section)	63.3 (600m)
Race State	Finished



Aquis Park Gold Coast Poly QLD Professional

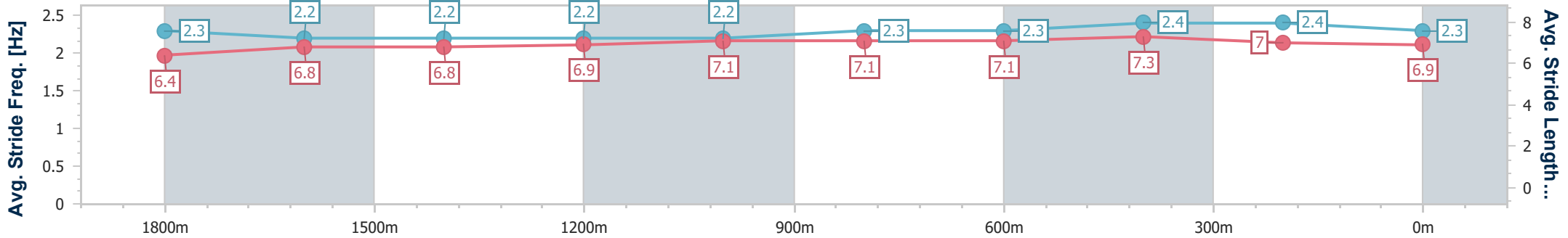
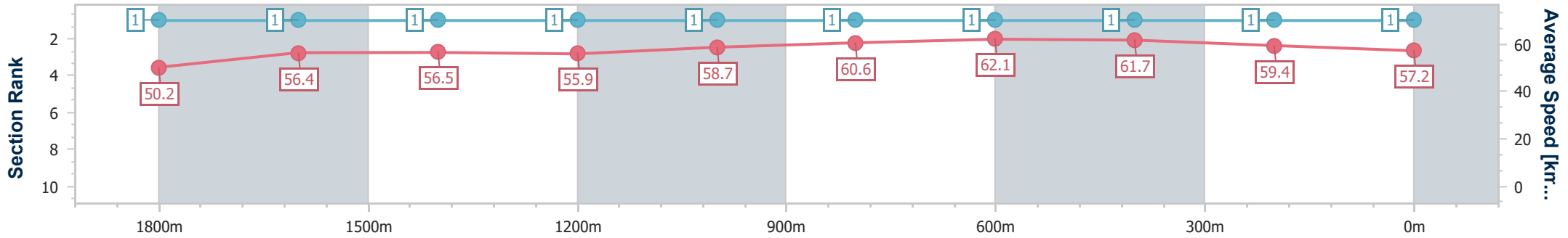
Race 6: SCI-FLEET HINO BM58 Handicap - 2000m



29 July 2023 - 15:19

Track Rating: Synthetic, Weather: Fine, Rail Position: True

Section	Overall	1800m	1600m	1400m	1200m	1000m	800m	600m	400m	200m
Section Times	2:05.13 [1] (0:14.33)	1:50.80 [1] (0:12.80)	1:38.00 [1] (0:12.77)	1:25.23 [1] (0:12.91)	1:12.32 [1] (0:12.26)	1:00.06 [1] (0:11.90)	0:48.16 [1] (0:11.61)	0:36.55 [1] (0:11.76)	0:24.79 [1] (0:12.21)	0:12.58 [1] (0:12.58)
Average Speed [km/h]	50.2	56.4	56.5	55.9	58.7	60.6	62.1	61.7	59.4	57.2
Top Speed [km/h]	60.9	57.9	58.4	56.9	59.6	61.8	63.2	63.3	60.3	59.3
Avg. Dist. to Rail [m]	0.4	0.6	0.8	0.5	0.9	0.5	0.6	1.5	2.9	1.5
Avg. Stride Freq. [Hz]	2.3	2.2	2.2	2.2	2.2	2.3	2.3	2.4	2.4	2.3
Avg. Stride Length [m]	6.4	6.8	6.8	6.9	7.1	7.1	7.1	7.3	7.0	6.9



- [ ] Ranking at each section and finish
- .-.- No data available at this section
- NA No data available



Horse/Jockey Name	Damiani
Final Rank	2
Fastest Section Time (Section)	0:11.61 (800m)
Top Speed [km/h] (Section)	63.7 (600m)
Race State	Finished



Aquis Park Gold Coast Poly QLD Professional

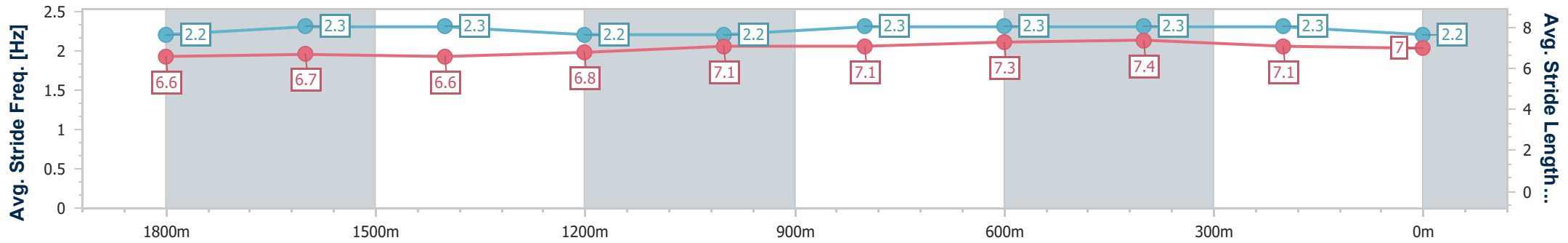
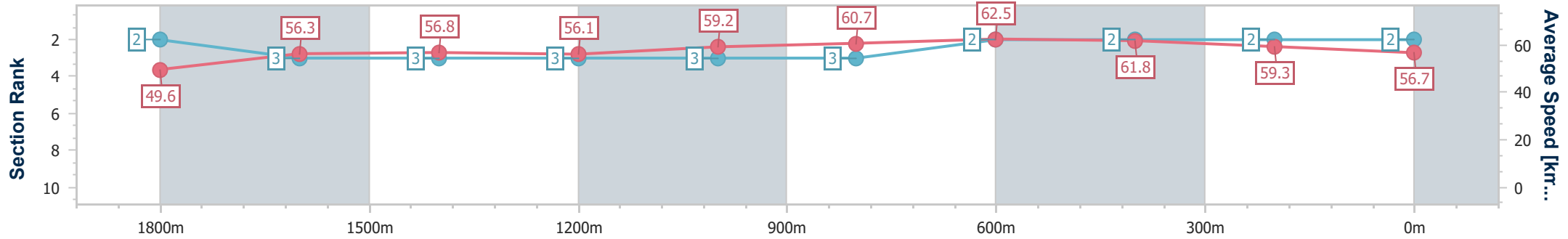
Race 6: SCI-FLEET HINO BM58 Handicap - 2000m

29 July 2023 - 15:19

Track Rating: Synthetic, Weather: Fine, Rail Position: True



Section	Overall	1800m	1600m	1400m	1200m	1000m	800m	600m	400m	200m
Section Times	2:05.33 [2] (0:14.51)	1:50.82 [2] (0:12.85)	1:37.97 [3] (0:12.75)	1:25.22 [3] (0:12.96)	1:12.26 [3] (0:12.17)	1:00.09 [3] (0:11.88)	0:48.21 [3] (0:11.61)	0:36.60 [2] (0:11.73)	0:24.87 [2] (0:12.21)	0:12.66 [2] (0:12.66)
Average Speed [km/h]	49.6	56.3	56.8	56.1	59.2	60.7	62.5	61.8	59.3	56.7
Top Speed [km/h]	58.3	58.4	58.2	57.1	60.5	62.0	63.5	63.7	60.0	58.9
Avg. Dist. to Rail [m]	2.5	1.3	1.8	1.2	2.0	1.2	1.4	1.5	2.4	3.6
Avg. Stride Freq. [Hz]	2.2	2.3	2.3	2.2	2.2	2.3	2.3	2.3	2.3	2.2
Avg. Stride Length [m]	6.6	6.7	6.6	6.8	7.1	7.1	7.3	7.4	7.1	7.0



- [ ] Ranking at each section and finish
- .-.- No data available at this section
- NA No data available



Horse/Jockey Name	Daulat Tai Panaziz
Final Rank	3
Fastest Section Time (Section)	0:11.61 (800m)
Top Speed [km/h] (Section)	63.1 (600m)
Race State	Finished



Aquis Park Gold Coast Poly QLD Professional

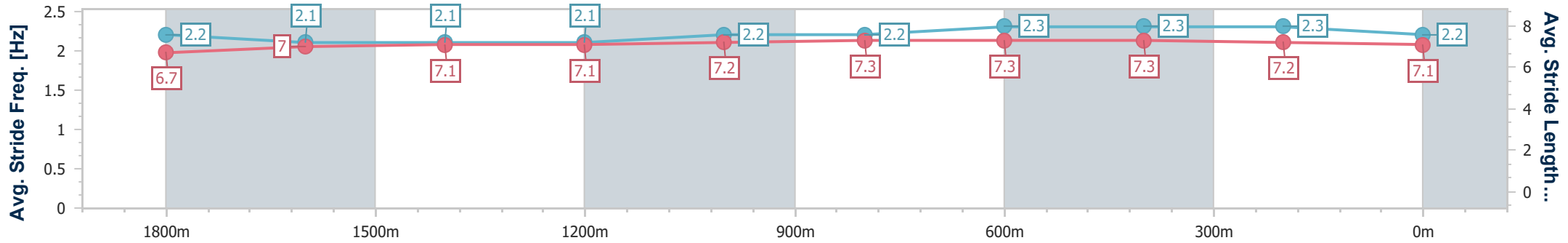
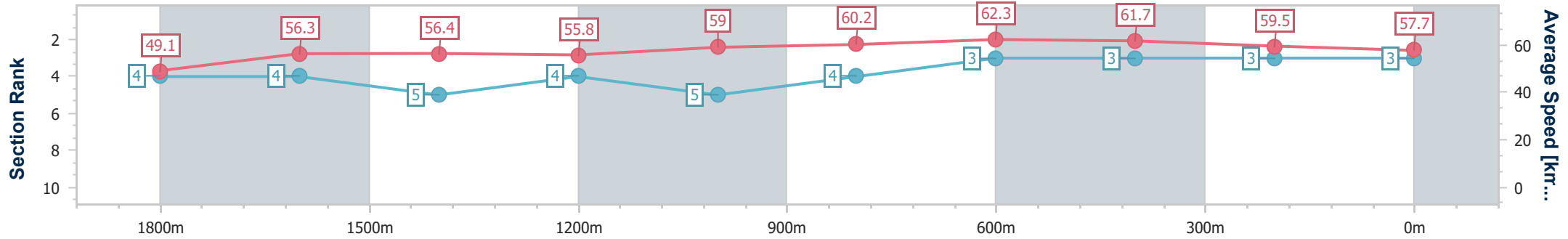
Race 6: SCI-FLEET HINO BM58 Handicap - 2000m



29 July 2023 - 15:19

Track Rating: Synthetic, Weather: Fine, Rail Position: True

Section	Overall	1800m	1600m	1400m	1200m	1000m	800m	600m	400m	200m
Section Times	2:05.47 [3] (0:14.64)	1:50.83 [4] (0:12.83)	1:38.00 [4] (0:12.76)	1:25.24 [5] (0:12.96)	1:12.28 [4] (0:12.19)	1:00.09 [5] (0:11.94)	0:48.15 [4] (0:11.61)	0:36.54 [3] (0:11.83)	0:24.71 [3] (0:12.21)	0:12.50 [3] (0:12.50)
Average Speed [km/h]	49.1	56.3	56.4	55.8	59.0	60.2	62.3	61.7	59.5	57.7
Top Speed [km/h]	58.1	58.1	58.1	57.2	60.9	62.0	63.0	63.1	60.2	58.9
Avg. Dist. to Rail [m]	1.5	0.4	0.7	0.4	1.1	0.4	0.7	2.5	4.2	5.1
Avg. Stride Freq. [Hz]	2.2	2.1	2.1	2.1	2.2	2.2	2.3	2.3	2.3	2.2
Avg. Stride Length [m]	6.7	7.0	7.1	7.1	7.2	7.3	7.3	7.3	7.2	7.1



- [ ] Ranking at each section and finish
- .-.- No data available at this section
- NA No data available



Horse/Jockey Name	Vancity
Final Rank	4
Fastest Section Time (Section)	0:11.73 (800m)
Top Speed [km/h] (Section)	63.6 (600m)
Race State	Finished



Aquis Park Gold Coast Poly QLD Professional

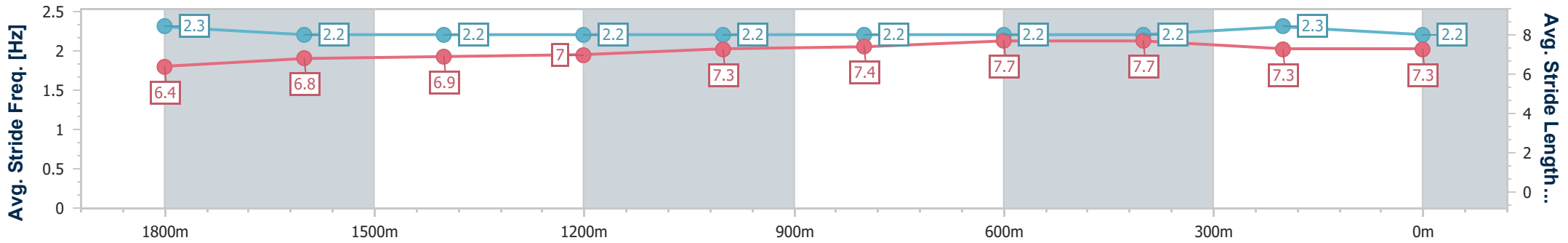
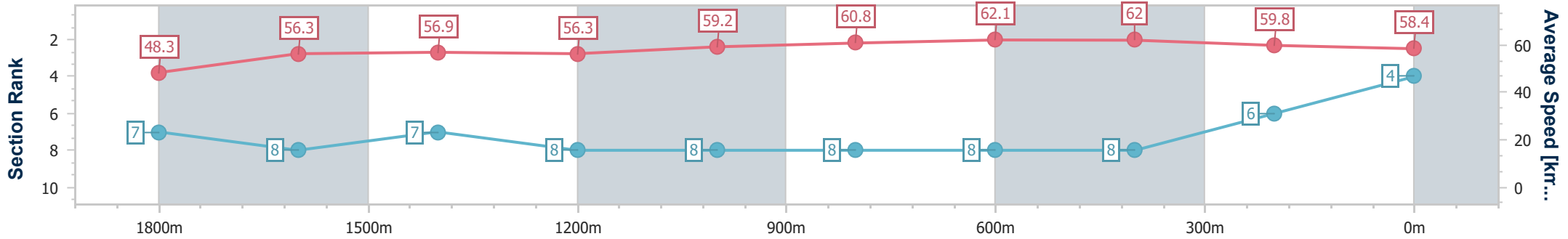
Race 6: SCI-FLEET HINO BM58 Handicap - 2000m



29 July 2023 - 15:19

Track Rating: Synthetic, Weather: Fine, Rail Position: True

Section	Overall	1800m	1600m	1400m	1200m	1000m	800m	600m	400m	200m
Section Times	2:05.49 [4] (0:14.91)	1:50.58 [7] (0:12.90)	1:37.68 [8] (0:12.77)	1:24.91 [7] (0:12.95)	1:11.96 [8] (0:12.17)	0:59.79 [8] (0:11.90)	0:47.89 [8] (0:11.73)	0:36.16 [8] (0:11.74)	0:24.42 [8] (0:12.05)	0:12.37 [6] (0:12.37)
Average Speed [km/h]	48.3	56.3	56.9	56.3	59.2	60.8	62.1	62.0	59.8	58.4
Top Speed [km/h]	58.4	58.0	58.0	57.8	61.8	62.1	63.6	63.6	60.5	59.9
Avg. Dist. to Rail [m]	3.8	1.9	2.4	2.0	2.5	2.0	2.3	2.4	1.0	1.4
Avg. Stride Freq. [Hz]	2.3	2.2	2.2	2.2	2.2	2.2	2.2	2.2	2.3	2.2
Avg. Stride Length [m]	6.4	6.8	6.9	7.0	7.3	7.4	7.7	7.7	7.3	7.3



- [ ] Ranking at each section and finish
- .-.- No data available at this section
- NA No data available



Horse/Jockey Name	Feudalist
Final Rank	5
Fastest Section Time (Section)	0:11.60 (800m)
Top Speed [km/h] (Section)	64.7 (600m)
Race State	Finished



Aquis Park Gold Coast Poly QLD Professional

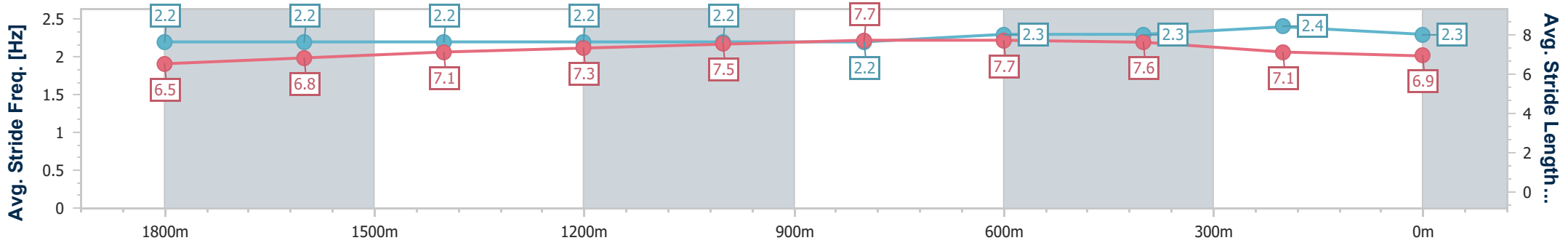
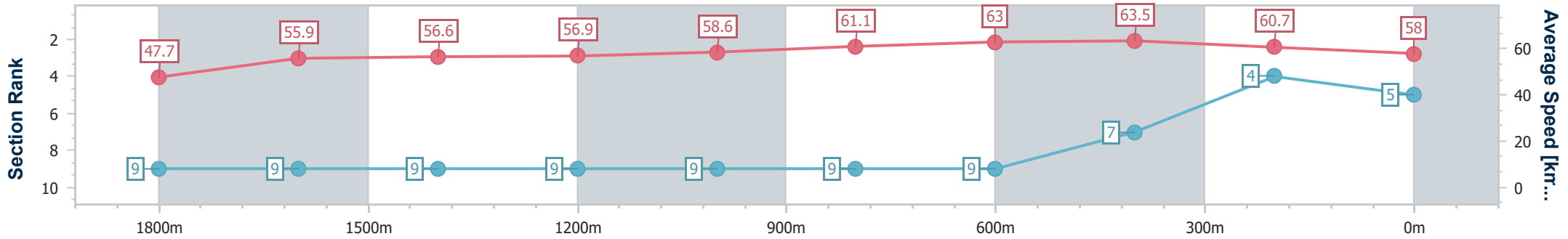
Race 6: SCI-FLEET HINO BM58 Handicap - 2000m



29 July 2023 - 15:19

Track Rating: Synthetic, Weather: Fine, Rail Position: True

Section	Overall	1800m	1600m	1400m	1200m	1000m	800m	600m	400m	200m
Section Times	2:05.49 [5] (0:15.11)	1:50.38 [9] (0:12.96)	1:37.42 [9] (0:12.82)	1:24.60 [9] (0:12.84)	1:11.76 [9] (0:12.29)	0:59.47 [9] (0:11.82)	0:47.65 [9] (0:11.60)	0:36.05 [9] (0:11.61)	0:24.44 [7] (0:11.97)	0:12.47 [4] (0:12.47)
Average Speed [km/h]	47.7	55.9	56.6	56.9	58.6	61.1	63.0	63.5	60.7	58.0
Top Speed [km/h]	59.1	57.4	58.2	58.3	61.3	61.9	64.3	64.7	61.7	60.9
Avg. Dist. to Rail [m]	6.8	2.3	2.5	1.9	2.0	1.5	2.9	4.6	5.5	6.0
Avg. Stride Freq. [Hz]	2.2	2.2	2.2	2.2	2.2	2.2	2.3	2.3	2.4	2.3
Avg. Stride Length [m]	6.5	6.8	7.1	7.3	7.5	7.7	7.7	7.6	7.1	6.9



- [ ] Ranking at each section and finish
- .-.- No data available at this section
- NA No data available



Horse/Jockey Name	Patti Waggin
Final Rank	6
Fastest Section Time (Section)	0:11.57 (800m)
Top Speed [km/h] (Section)	63.7 (600m)
Race State	Finished



Aquis Park Gold Coast Poly QLD Professional

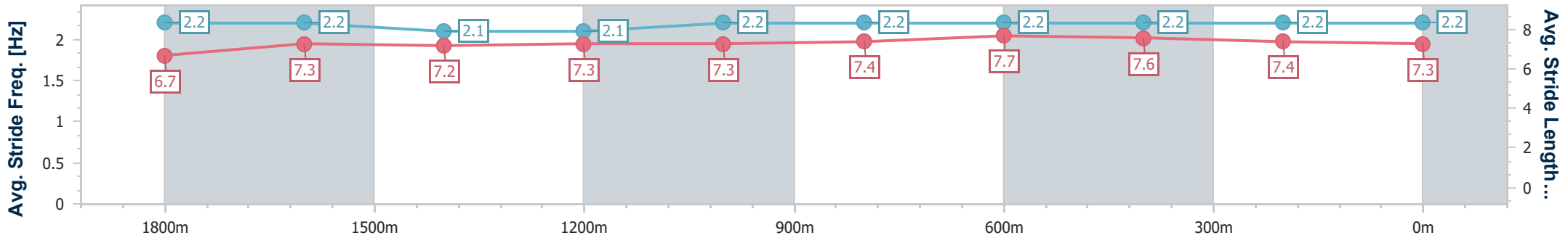
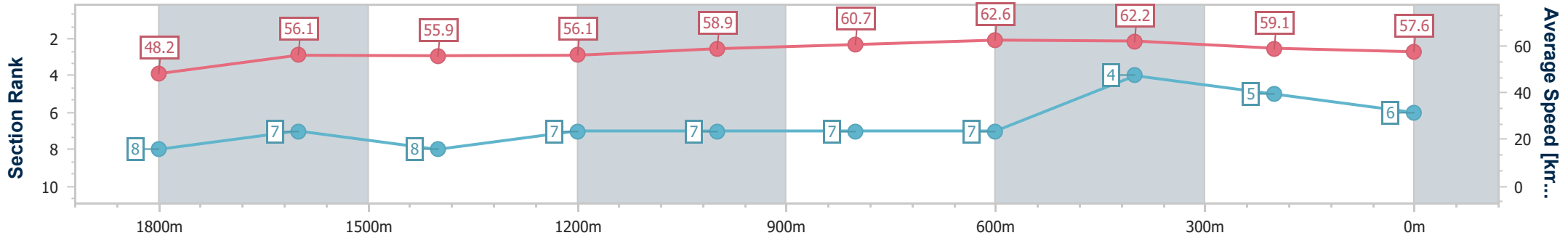
Race 6: SCI-FLEET HINO BM58 Handicap - 2000m



29 July 2023 - 15:19

Track Rating: Synthetic, Weather: Fine, Rail Position: True

Section	Overall	1800m	1600m	1400m	1200m	1000m	800m	600m	400m	200m
Section Times	2:05.57 [6] (0:14.97)	1:50.60 [8] (0:12.79)	1:37.81 [7] (0:12.83)	1:24.98 [8] (0:12.86)	1:12.12 [7] (0:12.24)	0:59.88 [7] (0:11.86)	0:48.02 [7] (0:11.57)	0:36.45 [7] (0:11.64)	0:24.81 [4] (0:12.27)	0:12.54 [5] (0:12.54)
Average Speed [km/h]	48.2	56.1	55.9	56.1	58.9	60.7	62.6	62.2	59.1	57.6
Top Speed [km/h]	59.3	58.0	57.7	57.7	61.4	62.0	63.6	63.7	59.6	58.9
Avg. Dist. to Rail [m]	2.4	0.6	0.8	0.4	0.8	0.5	1.2	1.3	2.4	3.0
Avg. Stride Freq. [Hz]	2.2	2.2	2.1	2.1	2.2	2.2	2.2	2.2	2.2	2.2
Avg. Stride Length [m]	6.7	7.3	7.2	7.3	7.3	7.4	7.7	7.6	7.4	7.3



- [ ] Ranking at each section and finish
- .-.- No data available at this section
- NA No data available





Horse/Jockey Name	Tea Leaves
Final Rank	7
Fastest Section Time (Section)	0:11.59 (800m)
Top Speed [km/h] (Section)	63.9 (600m)
Race State	Finished



Aquis Park Gold Coast Poly QLD Professional

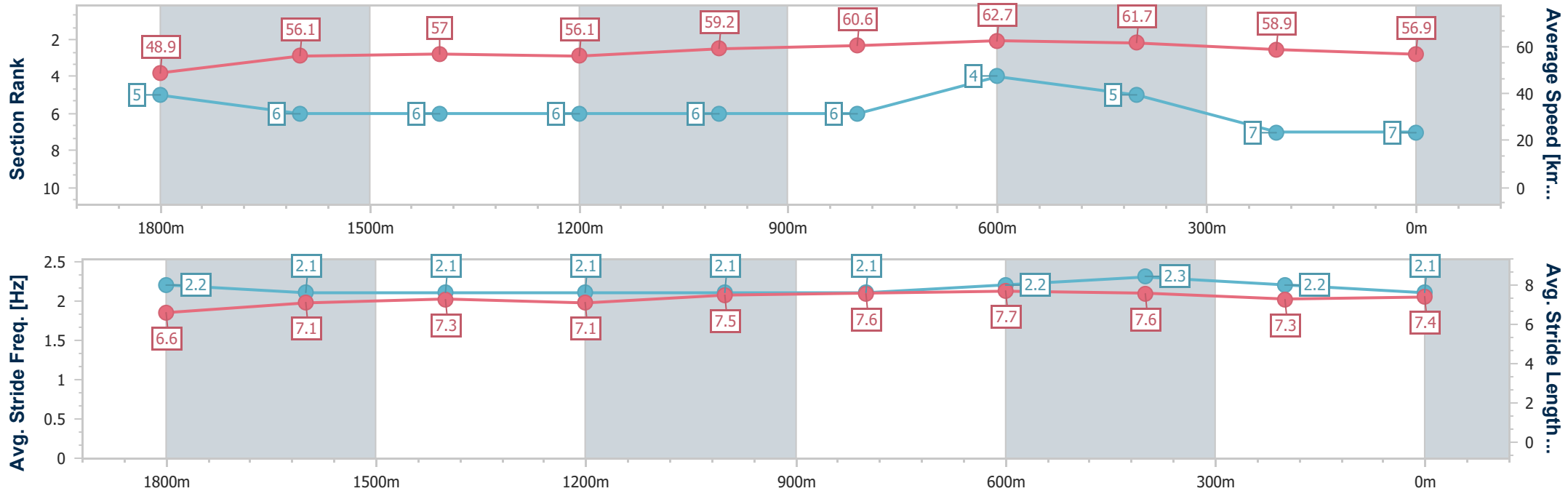
Race 6: SCI-FLEET HINO BM58 Handicap - 2000m

29 July 2023 - 15:19

Track Rating: Synthetic, Weather: Fine, Rail Position: True



Section	Overall	1800m	1600m	1400m	1200m	1000m	800m	600m	400m	200m			
Section Times	2:05.80 [7] (0:14.72)	1:51.08 [5] (0:12.89)	1:38.19 [6] (0:12.71)	1:25.48 [6] (0:12.96)	1:12.52 [6] (0:12.15)	1:00.37 [6] (0:11.92)	0:48.45 [6] (0:11.59)	0:36.86 [4] (0:11.87)	0:24.99 [5] (0:12.35)	0:12.64 [7] (0:12.64)			
Average Speed [km/h]	48.9	56.1	57.0	56.1	59.2	60.6	62.7	61.7	58.9	56.9			
Top Speed [km/h]	57.9	58.0	58.7	58.0	60.9	62.9	63.7	63.9	60.2	58.2			
Avg. Dist. to Rail [m]	3.0	1.6	1.7	1.3	1.9	1.2	1.7	3.4	4.3	4.4			
Avg. Stride Freq. [Hz]	2.2	2.1	2.1	2.1	2.1	2.1	2.2	2.3	2.2	2.1			
Avg. Stride Length [m]	6.6	7.1	7.3	7.1	7.5	7.6	7.7	7.6	7.3	7.4			



- [ ] Ranking at each section and finish
- .-.- No data available at this section
- NA No data available



Horse/Jockey Name	Torque Leica Star
Final Rank	8
Fastest Section Time (Section)	0:11.76 (800m)
Top Speed [km/h] (Section)	64.1 (600m)
Race State	Finished



Aquis Park Gold Coast Poly QLD Professional

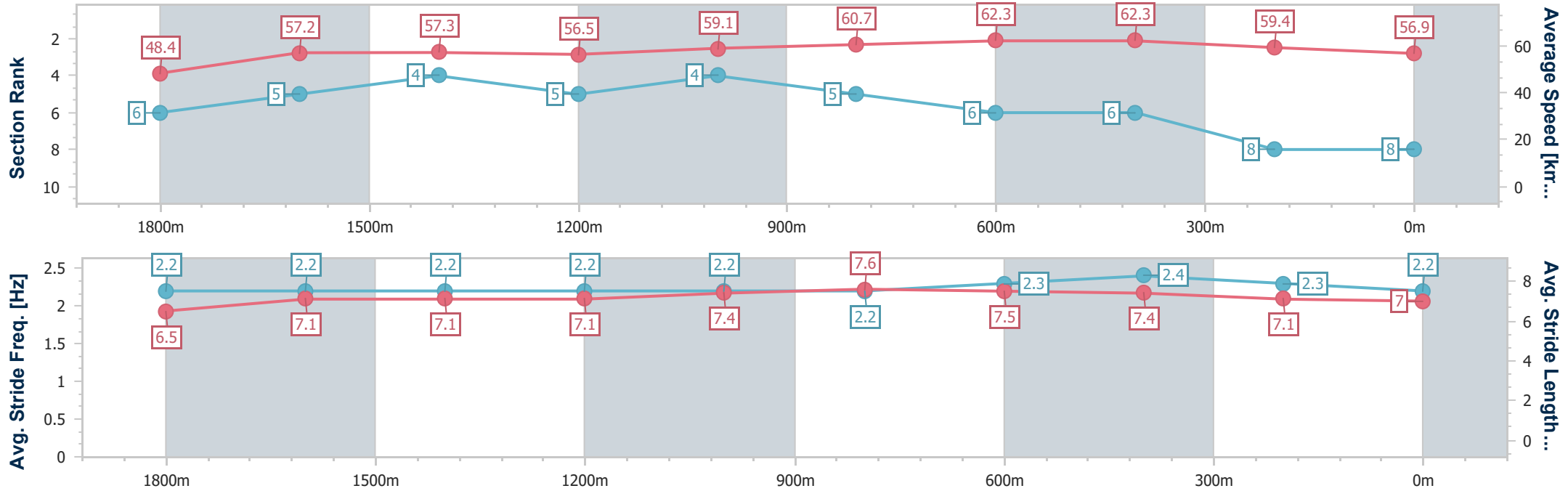
Race 6: SCI-FLEET HINO BM58 Handicap - 2000m

29 July 2023 - 15:19

Track Rating: Synthetic, Weather: Fine, Rail Position: True



Section	Overall	1800m	1600m	1400m	1200m	1000m	800m	600m	400m	200m
Section Times	2:05.90 [8] (0:14.88)	1:51.02 [6] (0:12.70)	1:38.32 [5] (0:12.64)	1:25.68 [4] (0:12.98)	1:12.70 [5] (0:12.18)	1:00.52 [4] (0:11.96)	0:48.56 [5] (0:11.76)	0:36.80 [6] (0:11.88)	0:24.92 [6] (0:12.24)	0:12.68 [8] (0:12.68)
Average Speed [km/h]	48.4	57.2	57.3	56.5	59.1	60.7	62.3	62.3	59.4	56.9
Top Speed [km/h]	59.8	58.9	58.4	58.2	60.9	62.3	64.0	64.1	60.2	59.7
Avg. Dist. to Rail [m]	5.9	3.2	1.8	2.3	3.4	2.8	3.6	5.2	5.1	5.6
Avg. Stride Freq. [Hz]	2.2	2.2	2.2	2.2	2.2	2.2	2.3	2.4	2.3	2.2
Avg. Stride Length [m]	6.5	7.1	7.1	7.1	7.4	7.6	7.5	7.4	7.1	7.0



- [ ] Ranking at each section and finish
- .-.- No data available at this section
- NA No data available



Horse/Jockey Name	l'mtimmyzou
Final Rank	9
Fastest Section Time (Section)	0:11.91 (800m)
Top Speed [km/h] (Section)	62.2 (600m)
Race State	Finished



Aquis Park Gold Coast Poly QLD Professional

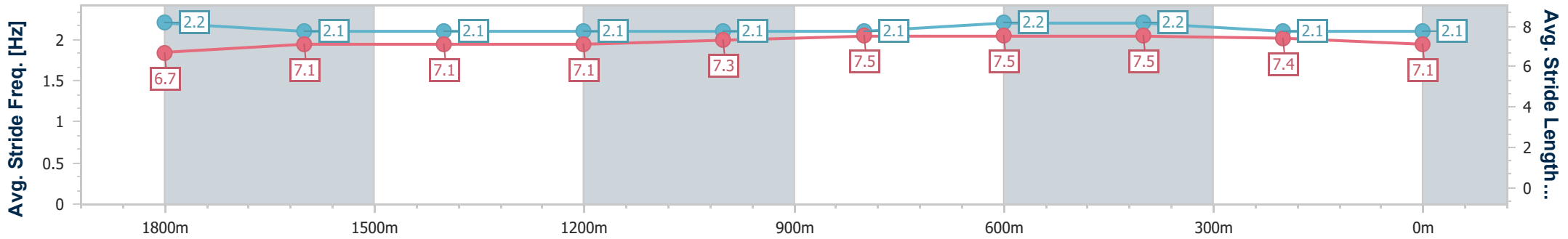
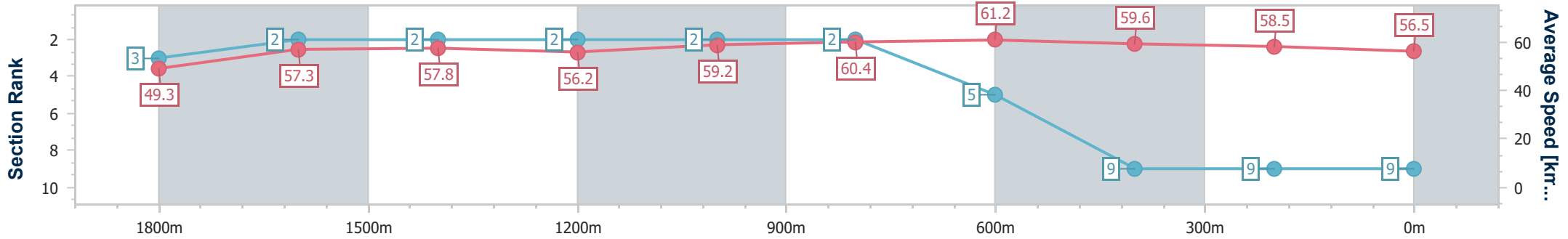
Race 6: SCI-FLEET HINO BM58 Handicap - 2000m



29 July 2023 - 15:19

Track Rating: Synthetic, Weather: Fine, Rail Position: True

Section	Overall	1800m	1600m	1400m	1200m	1000m	800m	600m	400m	200m
Section Times	2:06.45 [9] (0:14.63)	1:51.82 [3] (0:12.68)	1:39.14 [2] (0:12.61)	1:26.53 [2] (0:13.06)	1:13.47 [2] (0:12.17)	1:01.30 [2] (0:11.97)	0:49.33 [2] (0:11.91)	0:37.42 [5] (0:12.30)	0:25.12 [9] (0:12.38)	0:12.74 [9] (0:12.74)
Average Speed [km/h]	49.3	57.3	57.8	56.2	59.2	60.4	61.2	59.6	58.5	56.5
Top Speed [km/h]	58.9	58.9	59.3	57.4	60.2	61.4	62.0	62.2	60.4	59.2
Avg. Dist. to Rail [m]	4.7	3.1	3.2	2.4	3.0	2.2	2.6	3.4	3.5	2.6
Avg. Stride Freq. [Hz]	2.2	2.1	2.1	2.1	2.1	2.1	2.2	2.2	2.1	2.1
Avg. Stride Length [m]	6.7	7.1	7.1	7.1	7.3	7.5	7.5	7.5	7.4	7.1



- [ ] Ranking at each section and finish
- .-.- No data available at this section
- NA No data available