

Track Rating: Synthetic, Weather: Fine, Rail Position: True

Section		Overall	1000m	800m	600m	400m	200m	Last 600m					
Field Times		1:01.33 (0:04.94)	0:56.39 (0:10.60)	0:45.79 (0:10.60)	0:35.19 (0:11.23)	0:23.96 (0:11.94)	0:12.02 (0:12.02)	0:35.19					
Rank	TAB Horse/Jockey	Barrier	Top Speed [km/h]	Fastest Section	Margin						Distance Travelled [m]		
1	3 KAYLEEN Bailey Wheeler	12	70.3 600m	0:05.05 Overall	1:01.33 [1] (0:05.05)	0:56.28 [4] (0:11.26)	0:45.02 [8] (0:10.72)	0:34.30 [7] (0:10.91)	0:23.39 [7] (0:11.43)	0:11.96 [3] (0:11.96)	1:01.33	0:34.30	
2	4 NAVY BLACK Dan McGillivray	6	68.4 1000m	0:05.09 Overall	1:01.42 [2] (0:05.09)	0:56.33 [6] (0:11.21)	0:45.12 [7] (0:10.82)	0:34.30 [8] (0:11.06)	0:23.24 [8] (0:11.50)	0:11.74 [8] (0:11.74)	0.5L	0:34.30	-12
3	2 KING KRYPTOS Emily Lang	9	70.6 600m	0:05.19 Overall	1:01.52 [3] (0:05.19)	0:56.33 [7] (0:10.88)	0:45.45 [6] (0:10.72)	0:34.73 [6] (0:10.96)	0:23.77 [6] (0:11.56)	0:12.21 [1] (0:12.21)	1L	0:34.73	-9
4	9 SUPER ART Wanderson D'Avila	3	70.2 1000m	0:05.24 Overall	1:01.72 [4] (0:05.24)	0:56.48 [8] (0:10.79)	0:45.69 [5] (0:10.63)	0:35.06 [5] (0:11.05)	0:24.01 [5] (0:11.93)	0:12.08 [7] (0:12.08)	2L	0:35.06	-14
5	7 KLINSMANN Micheal Hellyer	1	70.0 800m	0:04.94 Overall	1:01.85 [5] (0:04.94)	0:56.91 [1] (0:10.89)	0:46.02 [3] (0:10.59)	0:35.43 [4] (0:11.24)	0:24.19 [4] (0:11.86)	0:12.33 [5] (0:12.33)	2.8L	0:35.43	-12
6	8 MAROON MAGIC Michael Cahill	8	70.7 800m	0:05.06 Overall	1:01.88 [6] (0:05.06)	0:56.82 [5] (0:10.86)	0:45.96 [4] (0:10.48)	0:35.48 [3] (0:11.22)	0:24.26 [3] (0:11.74)	0:12.52 [2] (0:12.52)	3L	0:35.48	-9
7	5 DEVILS WHERE Jai Williams	2	70.8 1000m	0:04.98 Overall	1:02.41 [7] (0:04.98)	0:57.43 [2] (0:10.63)	0:46.80 [2] (0:10.53)	0:36.27 [1] (0:11.23)	0:25.04 [1] (0:12.04)	0:13.00 [4] (0:13.00)	6L	0:36.27	-15
8	11 CUDDLES Noriyuki Masuda	11	68.2 1000m	0:05.25 Overall	1:02.46 [8] (0:05.25)	0:57.21 [9] (0:11.21)	0:46.00 [9] (0:10.83)	0:35.17 [9] (0:11.11)	0:24.06 [9] (0:11.69)	0:12.37 [9] (0:12.37)	6.2L	0:35.17	-12
9	1 MODESTO Chelsea Jokic	7	69.9 800m	0:05.01 Overall	1:04.49 [9] (0:05.01)	0:59.48 [3] (0:10.53)	0:48.95 [1] (0:10.76)	0:38.19 [2] (0:11.07)	0:27.12 [1] (0:12.21)	0:14.91 [6] (0:14.91)	18L	0:38.19	-10

Scratched: Inclusion (#6), Favourite Things (#10), Roman Hussler (#12)



Horse/Jockey Name	Kayleen
Final Rank	1
Fastest Section Time (Section)	0:05.05 (Overall)
Top Speed [km/h] (Section)	70.3 (600m)
Race State	Finished



Aquis Park Gold Coast Poly QLD Professional

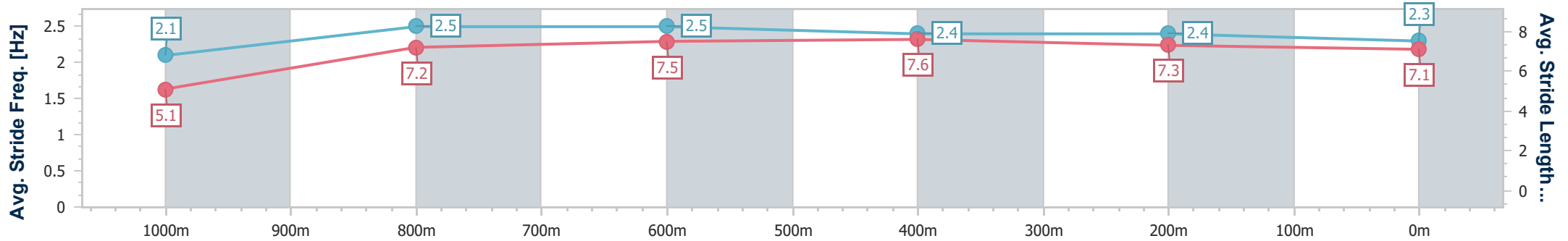
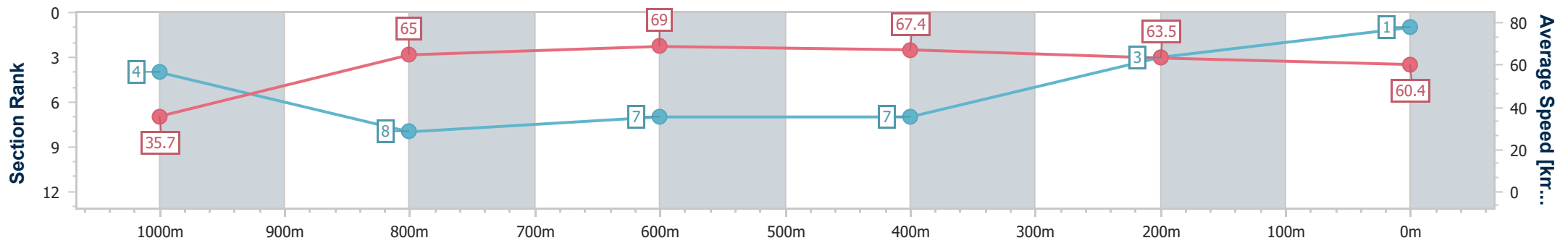
Race 7: TAB WE'RE ON Class 1 Handicap - 1050m

29 July 2023 - 15:59

Track Rating: Synthetic, Weather: Fine, Rail Position: True



Section	Overall	1000m	800m	600m	400m	200m
Section Times	1:01.33 [1] (0:05.05)	0:56.28 [4] (0:11.26)	0:45.02 [8] (0:10.72)	0:34.30 [7] (0:10.91)	0:23.39 [7] (0:11.43)	0:11.96 [3]
Average Speed [km/h]	35.7	65.0	69.0	67.4	63.5	60.4
Top Speed [km/h]	55.3	69.8	70.1	70.3	65.6	63.9
Avg. Dist. to Rail [m]	8.5	6.4	5.0	4.7	5.0	5.3
Avg. Stride Freq. [Hz]	2.1	2.5	2.5	2.4	2.4	2.3
Avg. Stride Length [m]	5.1	7.2	7.5	7.6	7.3	7.1



- [] Ranking at each section and finish
- .-.- No data available at this section
- NA No data available



Horse/Jockey Name	Navy Black
Final Rank	2
Fastest Section Time (Section)	0:05.09 (Overall)
Top Speed [km/h] (Section)	68.4 (1000m)
Race State	Finished



Aquis Park Gold Coast Poly QLD Professional

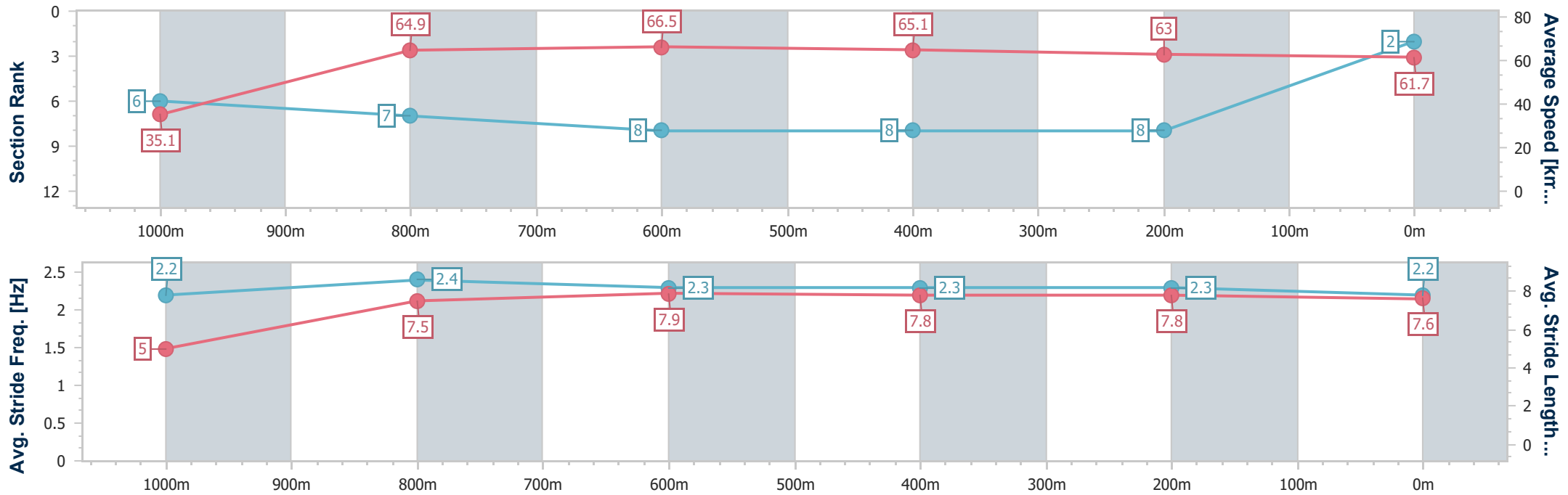
Race 7: TAB WE'RE ON Class 1 Handicap - 1050m

29 July 2023 - 15:59

Track Rating: Synthetic, Weather: Fine, Rail Position: True



Section	Overall	1000m	800m	600m	400m	200m
Section Times	1:01.42 [2] (0:05.09)	0:56.33 [6] (0:11.21)	0:45.12 [7] (0:10.82)	0:34.30 [8] (0:11.06)	0:23.24 [8] (0:11.50)	0:11.74 [8] (0:11.74)
Average Speed [km/h]	35.1	64.9	66.5	65.1	63.0	61.7
Top Speed [km/h]	55.6	68.4	67.8	67.5	63.8	63.0
Avg. Dist. to Rail [m]	4.7	2.8	0.4	0.3	4.6	7.4
Avg. Stride Freq. [Hz]	2.2	2.4	2.3	2.3	2.3	2.2
Avg. Stride Length [m]	5.0	7.5	7.9	7.8	7.8	7.6



- [] Ranking at each section and finish
- .-.- No data available at this section
- NA No data available



Horse/Jockey Name	King Kryptos
Final Rank	3
Fastest Section Time (Section)	0:05.19 (Overall)
Top Speed [km/h] (Section)	70.6 (600m)
Race State	Finished



Aquis Park Gold Coast Poly QLD Professional

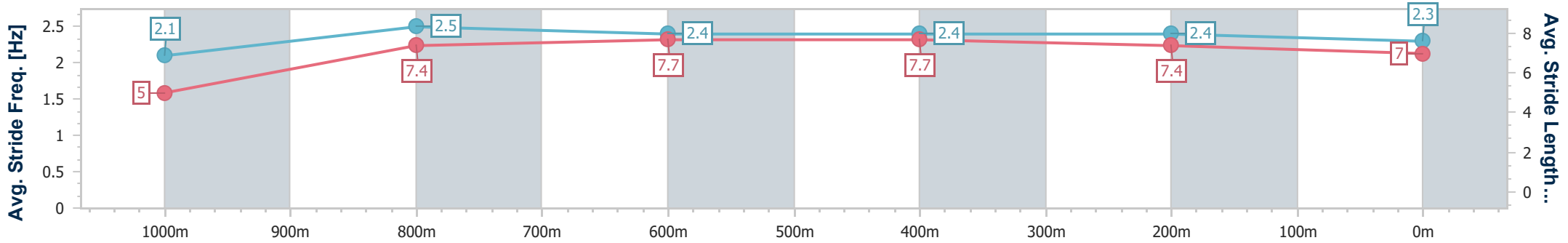
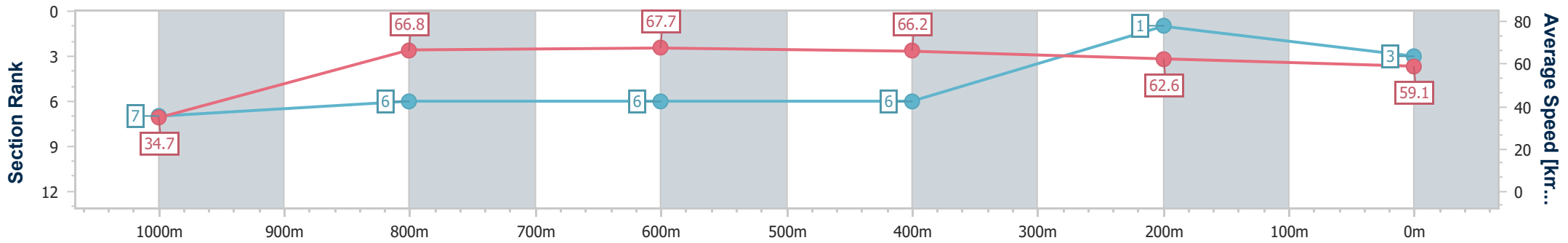
Race 7: TAB WE'RE ON Class 1 Handicap - 1050m

29 July 2023 - 15:59

Track Rating: Synthetic, Weather: Fine, Rail Position: True



Section	Overall	1000m	800m	600m	400m	200m
Section Times	1:01.52 [3] (0:05.19)	0:56.33 [7] (0:10.88)	0:45.45 [6] (0:10.72)	0:34.73 [6] (0:10.96)	0:23.77 [6] (0:11.56)	0:12.21 [1] (0:12.21)
Average Speed [km/h]	34.7	66.8	67.7	66.2	62.6	59.1
Top Speed [km/h]	55.8	70.2	70.6	70.6	64.3	63.7
Avg. Dist. to Rail [m]	6.8	4.4	1.2	1.7	3.5	3.4
Avg. Stride Freq. [Hz]	2.1	2.5	2.4	2.4	2.4	2.3
Avg. Stride Length [m]	5.0	7.4	7.7	7.7	7.4	7.0



- [] Ranking at each section and finish
- .-.- No data available at this section
- NA No data available



Horse/Jockey Name	Super Art
Final Rank	4
Fastest Section Time (Section)	0:05.24 (Overall)
Top Speed [km/h] (Section)	70.2 (1000m)
Race State	Finished



Aquis Park Gold Coast Poly QLD Professional

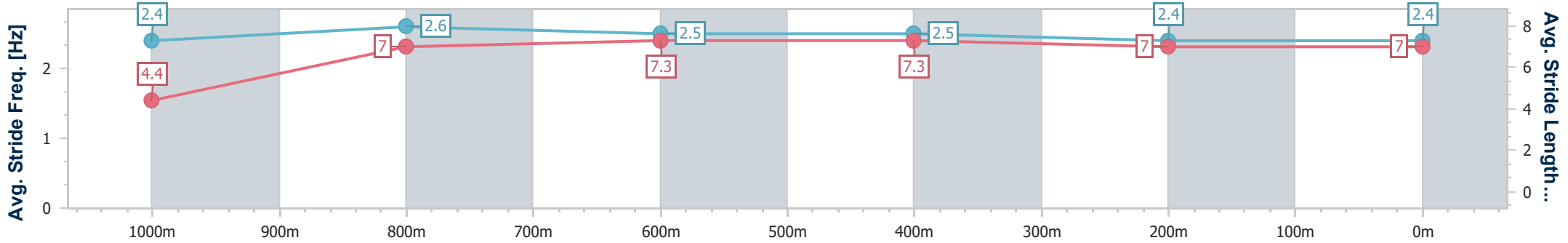
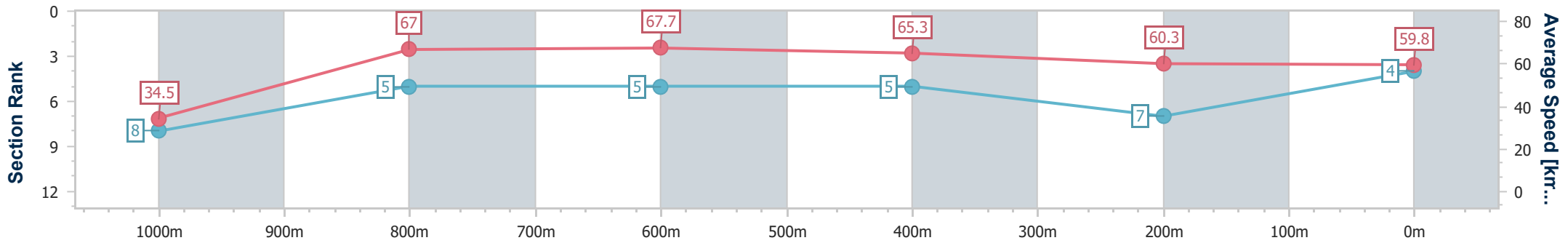
Race 7: TAB WE'RE ON Class 1 Handicap - 1050m

29 July 2023 - 15:59

Track Rating: Synthetic, Weather: Fine, Rail Position: True



Section	Overall	1000m	800m	600m	400m	200m
Section Times	1:01.72 [4] (0:05.24)	0:56.48 [8] (0:10.79)	0:45.69 [5] (0:10.63)	0:35.06 [5] (0:11.05)	0:24.01 [5] (0:11.93)	0:12.08 [7] (0:12.08)
Average Speed [km/h]	34.5	67.0	67.7	65.3	60.3	59.8
Top Speed [km/h]	56.4	70.2	70.0	68.6	61.8	60.9
Avg. Dist. to Rail [m]	2.5	0.7	0.5	0.4	0.4	3.4
Avg. Stride Freq. [Hz]	2.4	2.6	2.5	2.5	2.4	2.4
Avg. Stride Length [m]	4.4	7.0	7.3	7.3	7.0	7.0



- [] Ranking at each section and finish
- .-.- No data available at this section
- NA No data available



Horse/Jockey Name	Klinsmann
Final Rank	5
Fastest Section Time (Section)	0:04.94 (Overall)
Top Speed [km/h] (Section)	70.0 (800m)
Race State	Finished



Aquis Park Gold Coast Poly QLD Professional

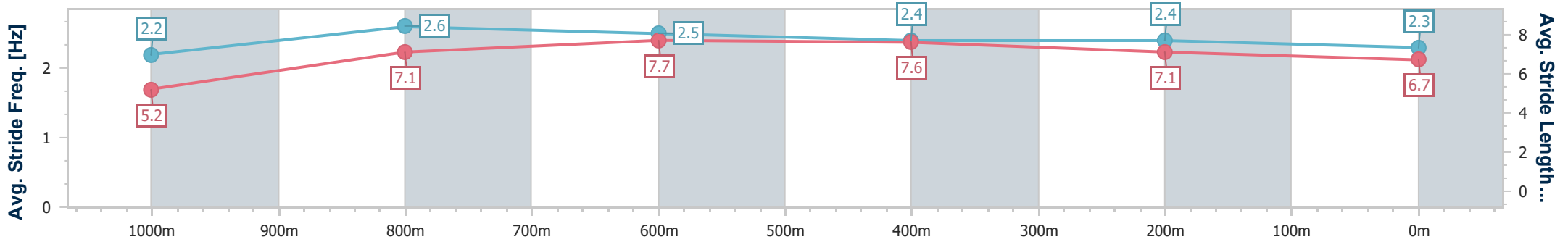
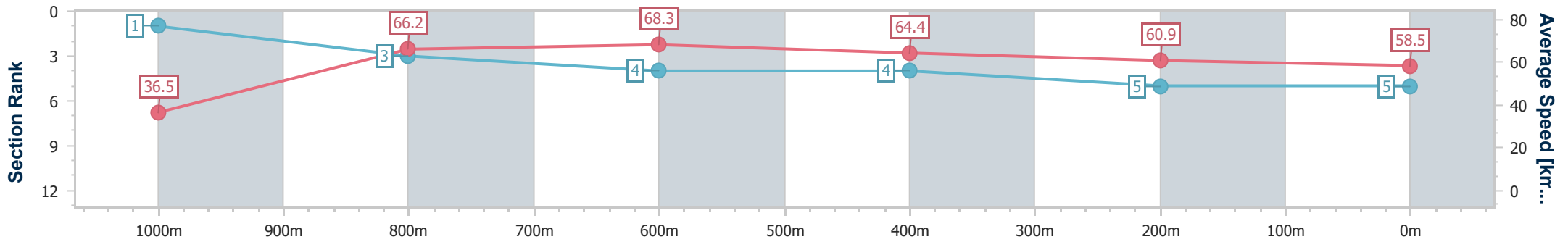
Race 7: TAB WE'RE ON Class 1 Handicap - 1050m

29 July 2023 - 15:59

Track Rating: Synthetic, Weather: Fine, Rail Position: True



Section	Overall	1000m	800m	600m	400m	200m
Section Times	1:01.85 [5] (0:04.94)	0:56.91 [1] (0:10.89)	0:46.02 [3] (0:10.59)	0:35.43 [4] (0:11.24)	0:24.19 [4] (0:11.86)	0:12.33 [5] (0:12.33)
Average Speed [km/h]	36.5	66.2	68.3	64.4	60.9	58.5
Top Speed [km/h]	56.4	69.3	70.0	67.8	61.8	60.6
Avg. Dist. to Rail [m]	1.0	0.3	0.9	1.2	1.0	0.9
Avg. Stride Freq. [Hz]	2.2	2.6	2.5	2.4	2.4	2.3
Avg. Stride Length [m]	5.2	7.1	7.7	7.6	7.1	6.7



- [] Ranking at each section and finish
- .-.- No data available at this section
- NA No data available



Horse/Jockey Name	Maroon Magic
Final Rank	6
Fastest Section Time (Section)	0:05.06 (Overall)
Top Speed [km/h] (Section)	70.7 (800m)
Race State	Finished



Aquis Park Gold Coast Poly QLD Professional

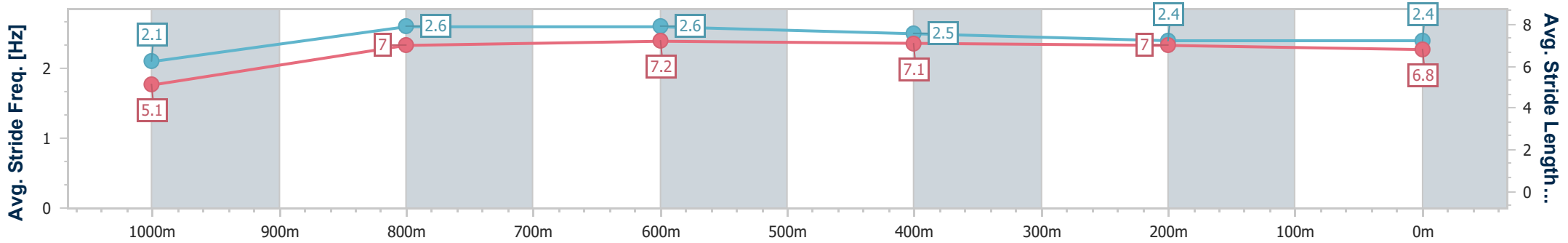
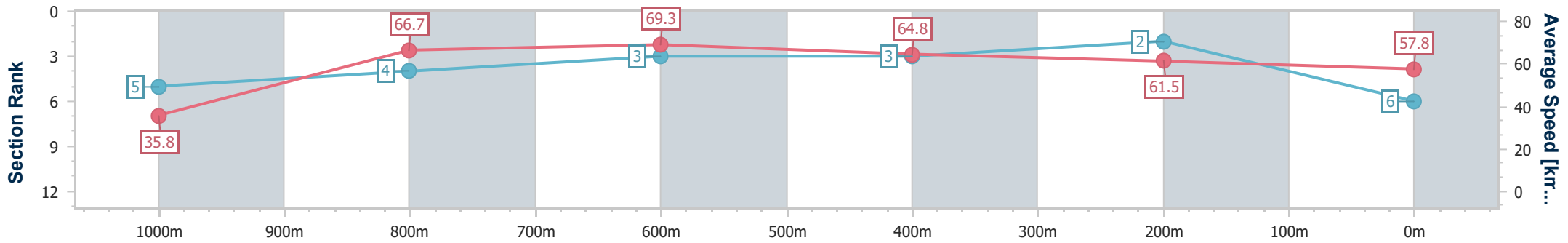
Race 7: TAB WE'RE ON Class 1 Handicap - 1050m

29 July 2023 - 15:59

Track Rating: Synthetic, Weather: Fine, Rail Position: True



Section	Overall	1000m	800m	600m	400m	200m
Section Times	1:01.88 [6] (0:05.06)	0:56.82 [5] (0:10.86)	0:45.96 [4] (0:10.48)	0:35.48 [3] (0:11.22)	0:24.26 [3] (0:11.74)	0:12.52 [2] (0:12.52)
Average Speed [km/h]	35.8	66.7	69.3	64.8	61.5	57.8
Top Speed [km/h]	55.9	70.3	70.7	69.3	62.6	60.0
Avg. Dist. to Rail [m]	6.5	3.6	1.8	2.3	2.2	2.7
Avg. Stride Freq. [Hz]	2.1	2.6	2.6	2.5	2.4	2.4
Avg. Stride Length [m]	5.1	7.0	7.2	7.1	7.0	6.8



- [] Ranking at each section and finish
- .-.- No data available at this section
- NA No data available



Horse/Jockey Name	Devils Where
Final Rank	7
Fastest Section Time (Section)	0:04.98 (Overall)
Top Speed [km/h] (Section)	70.8 (1000m)
Race State	Finished



Aquis Park Gold Coast Poly QLD Professional

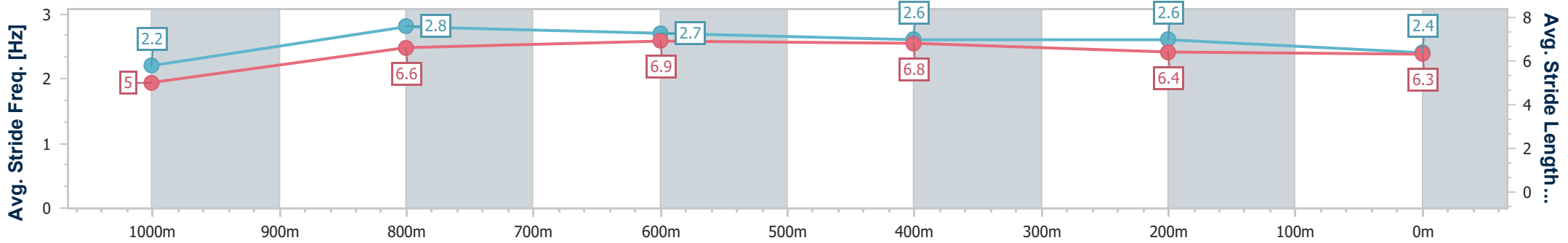
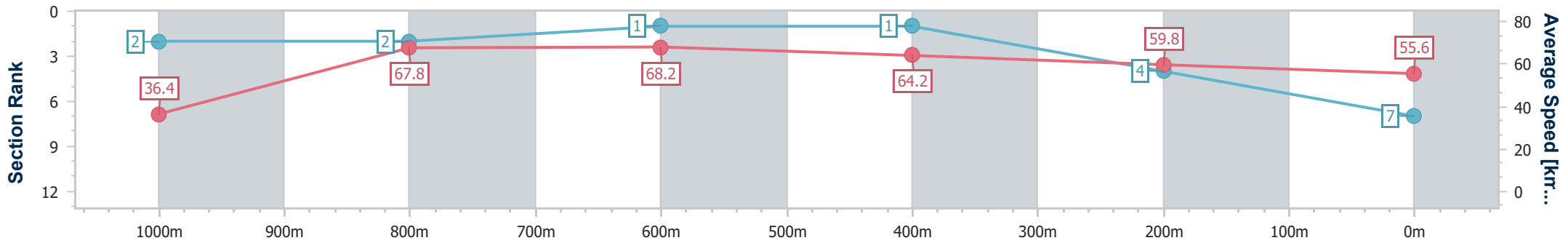
Race 7: TAB WE'RE ON Class 1 Handicap - 1050m

29 July 2023 - 15:59

Track Rating: Synthetic, Weather: Fine, Rail Position: True



Section	Overall	1000m	800m	600m	400m	200m
Section Times	1:02.41 [7] (0:04.98)	0:57.43 [2] (0:10.63)	0:46.80 [2] (0:10.53)	0:36.27 [1] (0:11.23)	0:25.04 [1] (0:12.04)	0:13.00 [4] (0:13.00)
Average Speed [km/h]	36.4	67.8	68.2	64.2	59.8	55.6
Top Speed [km/h]	57.5	70.8	69.7	67.3	62.3	58.3
Avg. Dist. to Rail [m]	2.0	1.1	0.4	0.3	1.6	2.2
Avg. Stride Freq. [Hz]	2.2	2.8	2.7	2.6	2.6	2.4
Avg. Stride Length [m]	5.0	6.6	6.9	6.8	6.4	6.3



- [] Ranking at each section and finish
- .-.- No data available at this section
- NA No data available



Horse/Jockey Name	Cuddles
Final Rank	8
Fastest Section Time (Section)	0:05.25 (Overall)
Top Speed [km/h] (Section)	68.2 (1000m)
Race State	Finished



Aquis Park Gold Coast Poly QLD Professional

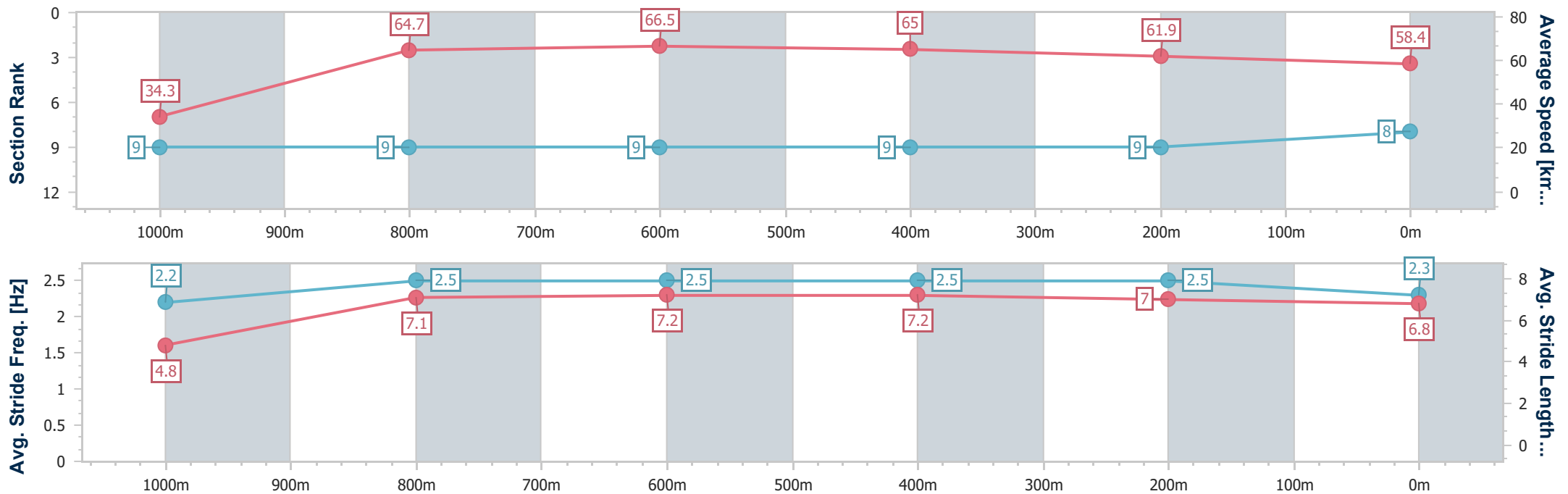
Race 7: TAB WE'RE ON Class 1 Handicap - 1050m

29 July 2023 - 15:59

Track Rating: Synthetic, Weather: Fine, Rail Position: True



Section	Overall	1000m	800m	600m	400m	200m
Section Times	1:02.46 [8] (0:05.25)	0:57.21 [9] (0:11.21)	0:46.00 [9] (0:10.83)	0:35.17 [9] (0:11.11)	0:24.06 [9] (0:11.69)	0:12.37 [9]
Average Speed [km/h]	34.3	64.7	66.5	65.0	61.9	58.4
Top Speed [km/h]	54.0	68.2	67.9	67.9	62.8	61.0
Avg. Dist. to Rail [m]	7.5	4.3	0.6	0.6	4.4	7.9
Avg. Stride Freq. [Hz]	2.2	2.5	2.5	2.5	2.5	2.3
Avg. Stride Length [m]	4.8	7.1	7.2	7.2	7.0	6.8



- [] Ranking at each section and finish
- .-.- No data available at this section
- NA No data available



Horse/Jockey Name	Modesto
Final Rank	9
Fastest Section Time (Section)	0:05.01 (Overall)
Top Speed [km/h] (Section)	69.9 (800m)
Race State	Finished



Aquis Park Gold Coast Poly QLD Professional

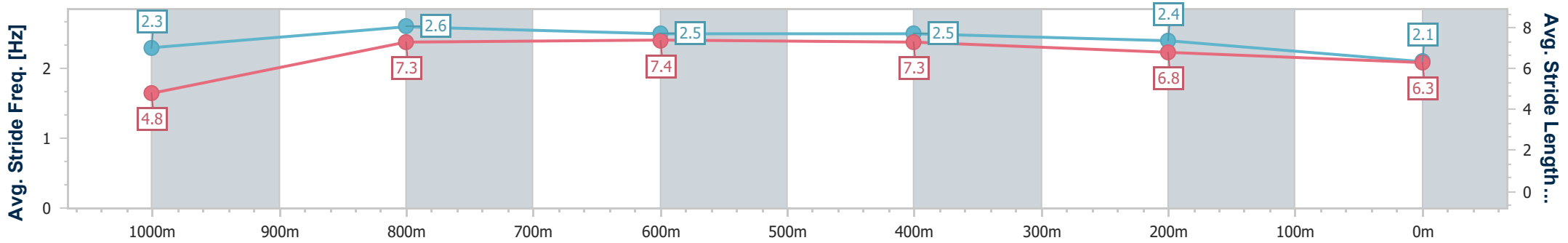
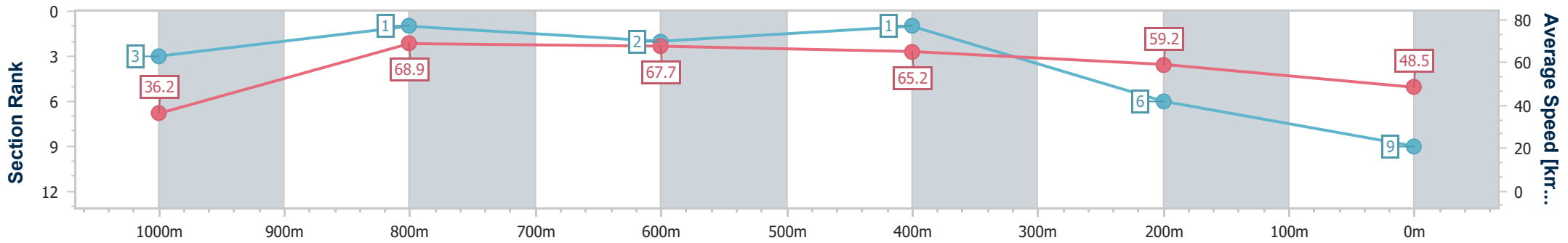
Race 7: TAB WE'RE ON Class 1 Handicap - 1050m

29 July 2023 - 15:59

Track Rating: Synthetic, Weather: Fine, Rail Position: True



Section	Overall	1000m	800m	600m	400m	200m
Section Times	1:04.49 [9] (0:05.01)	0:59.48 [3] (0:10.53)	0:48.95 [1] (0:10.76)	0:38.19 [2] (0:11.07)	0:27.12 [1] (0:12.21)	0:14.91 [6]
Average Speed [km/h]	36.2	68.9	67.7	65.2	59.2	48.5
Top Speed [km/h]	59.7	69.8	69.9	67.8	60.8	56.7
Avg. Dist. to Rail [m]	5.0	3.1	2.1	0.9	2.0	5.6
Avg. Stride Freq. [Hz]	2.3	2.6	2.5	2.5	2.4	2.1
Avg. Stride Length [m]	4.8	7.3	7.4	7.3	6.8	6.3



- [] Ranking at each section and finish
- .-.- No data available at this section
- NA No data available