



Eagle Farm QLD Professional

Race 2: CHANNEL 7 Class 3 Plate - 1400m

12 August 2023 - 12:18



BRISBANE
RACING CLUB

Track Rating: Good 4, Weather: Fine, Rail Position: +7m Entire Course

Section		Field Times										Last 600m
		Overall	1200m	1000m	800m	600m	400m					
		1:25.06 (0:14.10)	1:10.96 (0:11.54)	0:59.42 (0:12.34)	0:47.08 (0:12.55)	0:34.53 (0:11.70)	0:22.83 (0:10.90)	0:34.53				
Rank	TAB Horse/Jockey	Barrier	Top Speed [km/h]	Fastest Section								Distance Travelled [m]
1	9 VIMINELE Michael Murphy	11	66.8 400m	0:10.96 400m	1:25.06 [1] (0:14.37)	1:10.69 [3] (0:11.40)	0:59.29 [2] (0:12.54)	0:46.75 [2] (0:12.50)	0:34.25 [2] (0:11.62)	0:22.63 [2] (0:10.96)	0:34.25	
2	3 KANAZAWA Boris Thornton	5	66.9 400m	0:10.90 400m	1:25.07 [2] (0:14.10)	1:10.97 [1] (0:11.54)	0:59.43 [1] (0:12.34)	0:47.09 [1] (0:12.55)	0:34.54 [1] (0:11.70)	0:22.84 [1] (0:10.90)	0:34.54 -1	
3	11 BEDFORD SQUARE Melea Castle	6	65.7 400m	0:11.05 400m	1:25.42 [3] (0:14.84)	1:10.58 [8] (0:11.66)	0:58.92 [6] (0:12.23)	0:46.69 [5] (0:12.38)	0:34.31 [5] (0:11.56)	0:22.75 [4] (0:11.05)	0:34.31 -2	
4	5 SATAY CHICKEN Andrew Mallyon	10	66.3 400m	0:11.06 400m	1:25.57 [4] (0:14.30)	1:11.27 [2] (0:11.72)	0:59.55 [3] (0:12.46)	0:47.09 [3] (0:12.51)	0:34.58 [3] (0:11.69)	0:22.89 [5] (0:11.06)	0:34.58 +5	
5	1 BETTCHA THE CROWN Damien Thornton	12	67.3 400m	0:10.92 400m	1:25.62 [5] (0:14.94)	1:10.68 [9] (0:11.95)	0:58.73 [9] (0:12.34)	0:46.39 [9] (0:12.34)	0:34.05 [9] (0:11.26)	0:22.79 [8] (0:10.92)	0:34.05 +5	
6	4 LUCKY DECISION Cejay Graham	2	65.8 400m	0:11.16 400m	1:25.67 [6] (0:14.48)	1:11.19 [5] (0:11.87)	0:59.32 [5] (0:12.53)	0:46.79 [6] (0:12.39)	0:34.40 [6] (0:11.56)	0:22.84 [9] (0:11.16)	0:34.40 +1	
7	8 MATTHEW FLINDERS Ben Thompson	7	67.1 400m	0:11.02 400m	1:25.75 [7] (0:14.74)	1:11.01 [6] (0:11.97)	0:59.04 [7] (0:12.41)	0:46.63 [8] (0:12.30)	0:34.33 [8] (0:11.37)	0:22.96 [6] (0:11.02)	0:34.33 +5	
8	7 LATELY Jake Bayliss	8	64.9 400m	0:11.22 400m	1:26.07 [8] (0:14.82)	1:11.25 [7] (0:12.05)	0:59.20 [8] (0:12.11)	0:47.09 [7] (0:12.39)	0:34.70 [7] (0:11.46)	0:23.24 [7] (0:11.22)	0:34.70 -3	
9	2 BULL DIMPLE RUM Jake Molloy	1	65.0 400m	0:11.30 400m	1:26.27 [9] (0:14.43)	1:11.84 [4] (0:11.81)	1:00.03 [4] (0:12.41)	0:47.62 [4] (0:12.45)	0:35.17 [4] (0:11.51)	0:23.66 [3] (0:11.30)	0:35.17 -4	

Scratched: Fastling (#6), Drammatica (#10), Sunset Soiree (#12)



Eagle Farm QLD Professional
Race 2: CHANNEL 7 Class 3 Plate - 1400m
12 August 2023 - 12:18



BRISBANE
RACING CLUB

Track Rating: Good 4, Weather: Fine, Rail Position: +7m Entire Course

Section							200m			Last 600m
Field Times							0:11.93			0:34.53
							(0:11.93)			
Rank	TAB	Horse/Jockey	Barrier	Top Speed [km/h]	Fastest Section	Margin				Distance Travelled [m]
1	9	VIMINELE Michael Murphy	11	66.8 400m	0:10.96 400m	0:11.67 [2] (0:11.67)	1:25.06			0:34.25
2	3	KANAZAWA Boris Thornton	5	66.9 400m	0:10.90 400m	0:11.94 [1] (0:11.94)	0.04L			0:34.54 -1
3	11	BEDFORD SQUARE Melea Castle	6	65.7 400m	0:11.05 400m	0:11.70 [3] (0:11.70)	2.09L			0:34.31 -2
4	5	SATAY CHICKEN Andrew Mallyon	10	66.3 400m	0:11.06 400m	0:11.83 [4] (0:11.83)	3L			0:34.58 +5
5	1	BETTCHA THE CROWN Damien Thornton	12	67.3 400m	0:10.92 400m	0:11.87 [5] (0:11.87)	3.31L			0:34.05 +5
6	4	LUCKY DECISION Cejay Graham	2	65.8 400m	0:11.16 400m	0:11.68 [8] (0:11.68)	3.58L			0:34.40 +1
7	8	MATTHEW FLINDERS Ben Thompson	7	67.1 400m	0:11.02 400m	0:11.94 [6] (0:11.94)	4.05L			0:34.33 +5
8	7	LATELY Jake Bayliss	8	64.9 400m	0:11.22 400m	0:12.02 [9] (0:12.02)	5.95L			0:34.70 -3
9	2	BULL DIMPLE RUM Jake Molloy	1	65.0 400m	0:11.30 400m	0:12.36 [7] (0:12.36)	7.13L			0:35.17 -4

Scratched: Fastling (#6), Drammatica (#10), Sunset Soiree (#12)

[] Ranking at each section and finish
 -:-:- No data available at this section
 NA No data available

SCN Saddle cloth number
 DNF Did not finish
 DNT Did not track



Horse/Jockey Name	Viminele
Final Rank	1
Fastest Section Time (Section)	0:10.96 (400m)
Top Speed [km/h] (Section)	66.8 (400m)
Race State	Finished



Eagle Farm QLD Professional

Race 2: CHANNEL 7 Class 3 Plate - 1400m

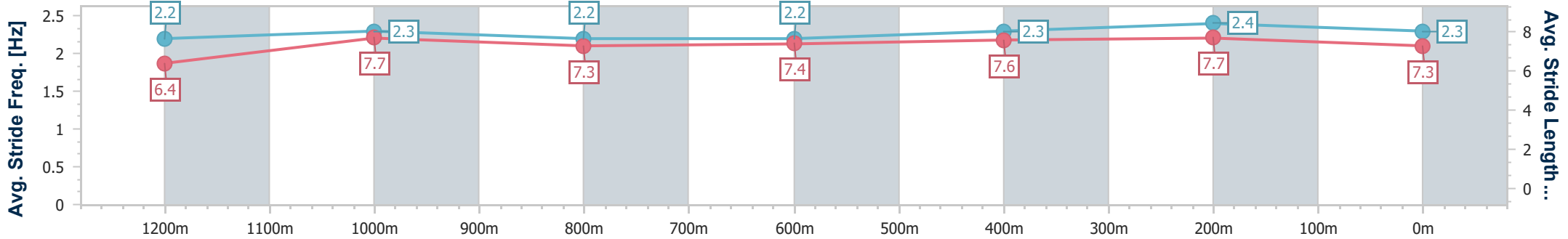
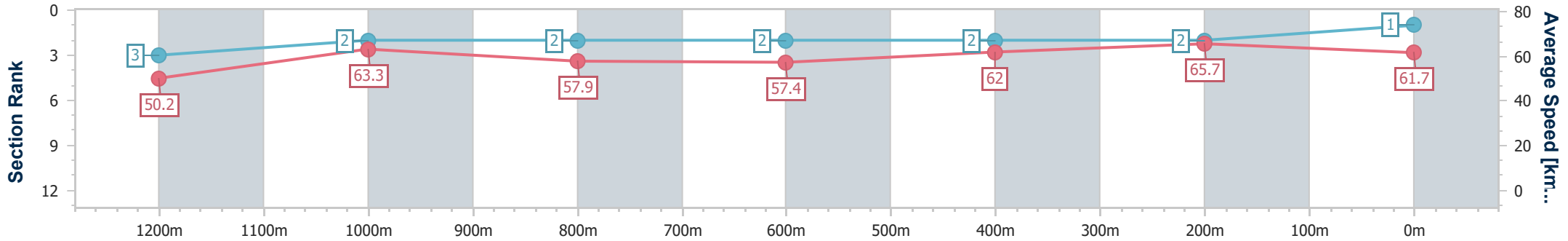
12 August 2023 - 12:18

Track Rating: Good 4, Weather: Fine, Rail Position: +7m Entire Course



BRISBANE RACING CLUB

Section	Overall	1200m	1000m	800m	600m	400m	200m
Section Times	1:25.06 [1] (0:14.37)	1:10.69 [3] (0:11.40)	0:59.29 [2] (0:12.54)	0:46.75 [2] (0:12.50)	0:34.25 [2] (0:11.62)	0:22.63 [2] (0:10.96)	0:11.67 [2] (0:11.67)
Average Speed [km/h]	50.2	63.3	57.9	57.4	62.0	65.7	61.7
Top Speed [km/h]	64.9	65.3	59.6	58.3	65.2	66.8	64.8
Avg. Dist. to Rail [m]	4.5	3.1	1.5	0.5	1.1	3.2	3.1
Avg. Stride Freq. [Hz]	2.2	2.3	2.2	2.2	2.3	2.4	2.3
Avg. Stride Length [m]	6.4	7.7	7.3	7.4	7.6	7.7	7.3



- [] Ranking at each section and finish
- .-.- No data available at this section
- NA No data available



Horse/Jockey Name	Kanazawa
Final Rank	2
Fastest Section Time (Section)	0:10.90 (400m)
Top Speed [km/h] (Section)	66.9 (400m)
Race State	Finished



Eagle Farm QLD Professional

Race 2: CHANNEL 7 Class 3 Plate - 1400m

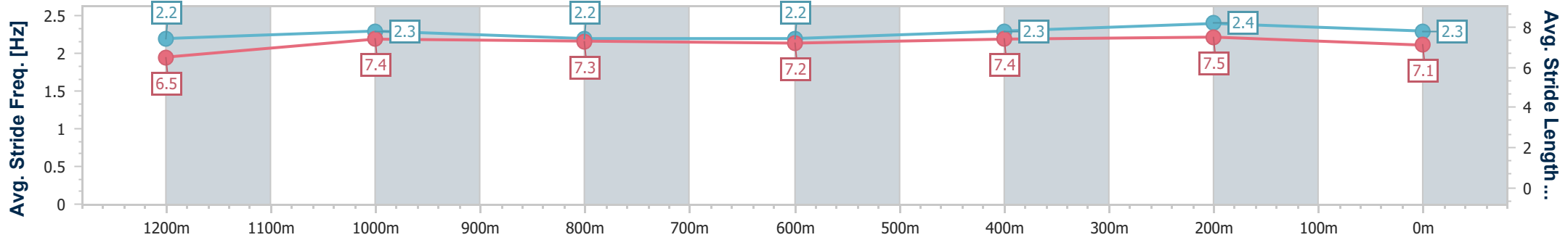
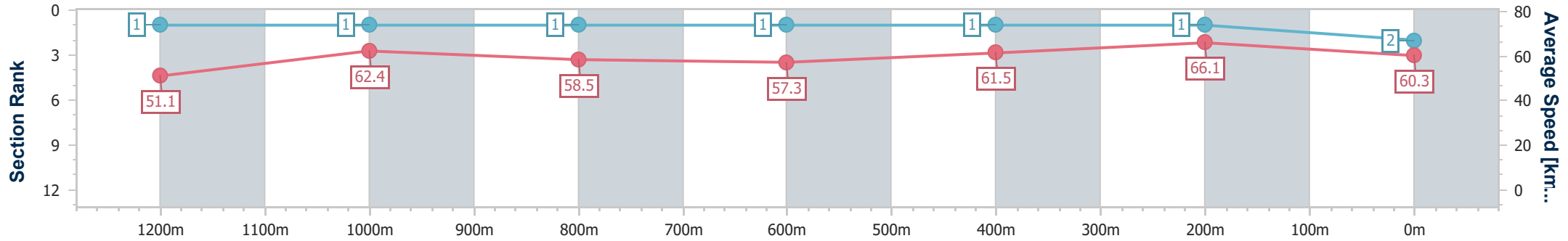
12 August 2023 - 12:18

Track Rating: Good 4, Weather: Fine, Rail Position: +7m Entire Course



BRISBANE RACING CLUB

Section	Overall	1200m	1000m	800m	600m	400m	200m
Section Times	1:25.07 [2] (0:14.10)	1:10.97 [1] (0:11.54)	0:59.43 [1] (0:12.34)	0:47.09 [1] (0:12.55)	0:34.54 [1] (0:11.70)	0:22.84 [1] (0:10.90)	0:11.94 [1] (0:11.94)
Average Speed [km/h]	51.1	62.4	58.5	57.3	61.5	66.1	60.3
Top Speed [km/h]	62.1	63.2	60.3	58.2	65.4	66.9	65.5
Avg. Dist. to Rail [m]	1.7	1.8	0.6	0.5	0.5	0.9	2.0
Avg. Stride Freq. [Hz]	2.2	2.3	2.2	2.2	2.3	2.4	2.3
Avg. Stride Length [m]	6.5	7.4	7.3	7.2	7.4	7.5	7.1



- [] Ranking at each section and finish
- .-.- No data available at this section
- NA No data available



Horse/Jockey Name	Bedford Square
Final Rank	3
Fastest Section Time (Section)	0:11.05 (400m)
Top Speed [km/h] (Section)	65.7 (400m)
Race State	Finished



Eagle Farm QLD Professional

Race 2: CHANNEL 7 Class 3 Plate - 1400m

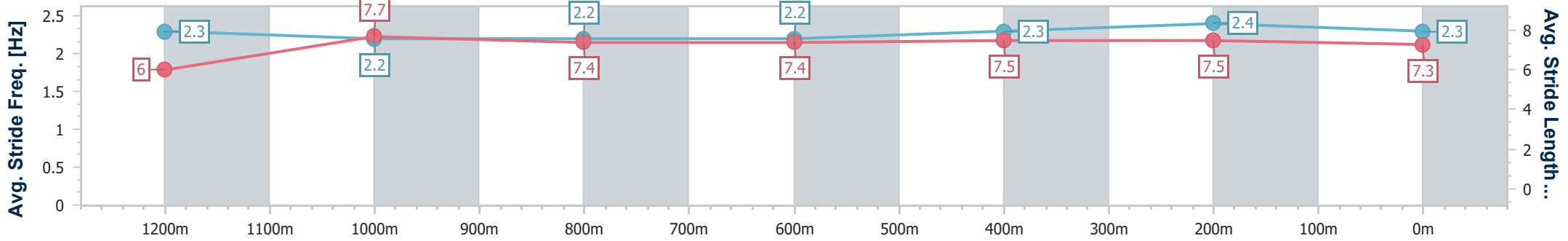
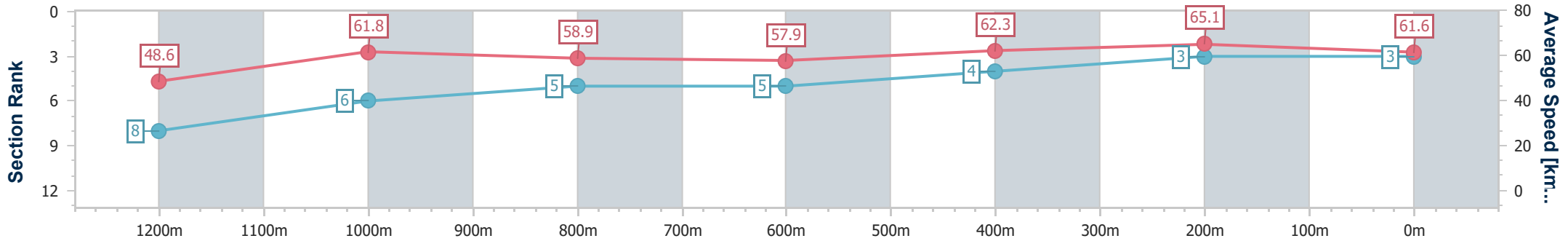
12 August 2023 - 12:18

Track Rating: Good 4, Weather: Fine, Rail Position: +7m Entire Course



BRISBANE RACING CLUB

Section	Overall	1200m	1000m	800m	600m	400m	200m
Section Times	1:25.42 [3] (0:14.84)	1:10.58 [8] (0:11.66)	0:58.92 [6] (0:12.23)	0:46.69 [5] (0:12.38)	0:34.31 [5] (0:11.56)	0:22.75 [4] (0:11.05)	0:11.70 [3] (0:11.70)
Average Speed [km/h]	48.6	61.8	58.9	57.9	62.3	65.1	61.6
Top Speed [km/h]	62.2	62.9	60.6	59.8	64.6	65.7	64.2
Avg. Dist. to Rail [m]	1.0	1.3	0.6	0.9	0.9	3.1	4.0
Avg. Stride Freq. [Hz]	2.3	2.2	2.2	2.2	2.3	2.4	2.3
Avg. Stride Length [m]	6.0	7.7	7.4	7.4	7.5	7.5	7.3



- [] Ranking at each section and finish
- .-.- No data available at this section
- NA No data available



Horse/Jockey Name	Satay Chicken
Final Rank	4
Fastest Section Time (Section)	0:11.06 (400m)
Top Speed [km/h] (Section)	66.3 (400m)
Race State	Finished



Eagle Farm QLD Professional

Race 2: CHANNEL 7 Class 3 Plate - 1400m

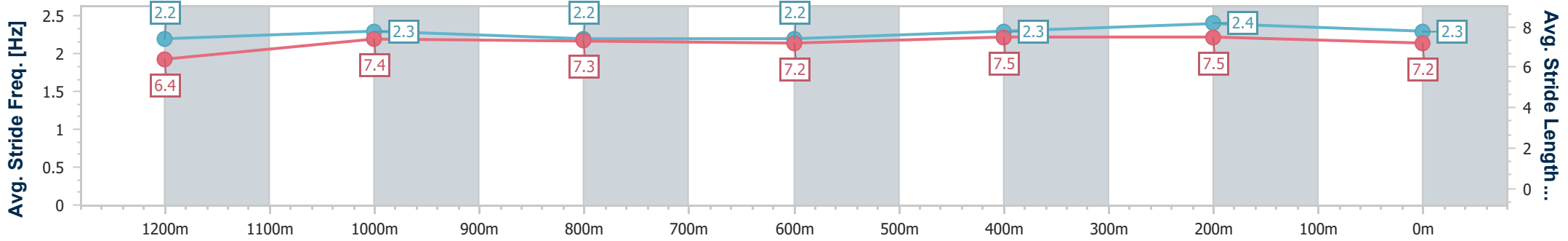
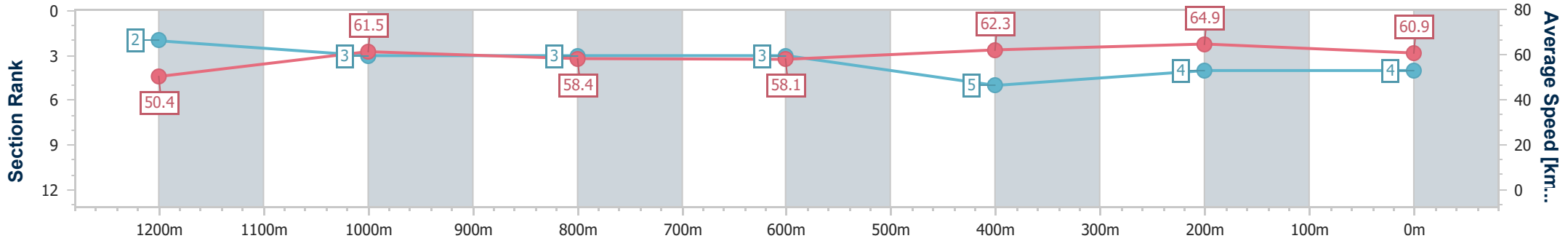
12 August 2023 - 12:18

Track Rating: Good 4, Weather: Fine, Rail Position: +7m Entire Course



BRISBANE RACING CLUB

Section	Overall	1200m	1000m	800m	600m	400m	200m
Section Times	1:25.57 [4] (0:14.30)	1:11.27 [2] (0:11.72)	0:59.55 [3] (0:12.46)	0:47.09 [3] (0:12.51)	0:34.58 [3] (0:11.69)	0:22.89 [5] (0:11.06)	0:11.83 [4] (0:11.83)
Average Speed [km/h]	50.4	61.5	58.4	58.1	62.3	64.9	60.9
Top Speed [km/h]	62.7	63.0	60.8	60.0	64.9	66.3	63.3
Avg. Dist. to Rail [m]	3.6	2.1	1.9	2.2	2.1	3.7	4.9
Avg. Stride Freq. [Hz]	2.2	2.3	2.2	2.2	2.3	2.4	2.3
Avg. Stride Length [m]	6.4	7.4	7.3	7.2	7.5	7.5	7.2



- [] Ranking at each section and finish
- .-.- No data available at this section
- NA No data available



Horse/Jockey Name	Bettcha The Crown
Final Rank	5
Fastest Section Time (Section)	0:10.92 (400m)
Top Speed [km/h] (Section)	67.3 (400m)
Race State	Finished



Eagle Farm QLD Professional

Race 2: CHANNEL 7 Class 3 Plate - 1400m

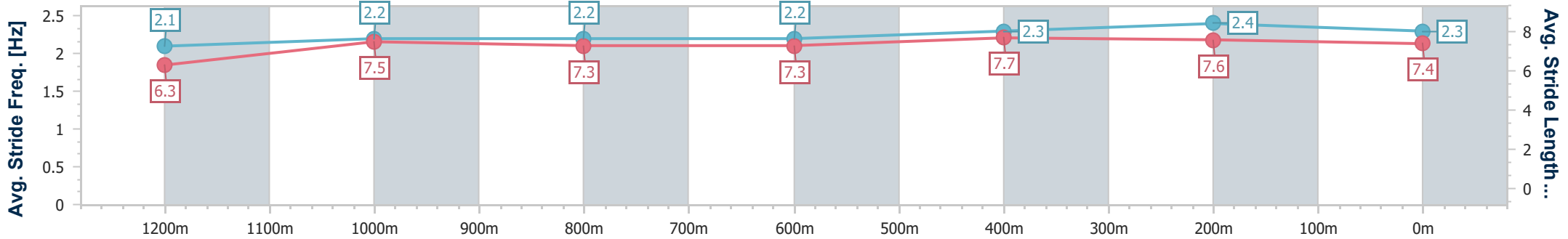
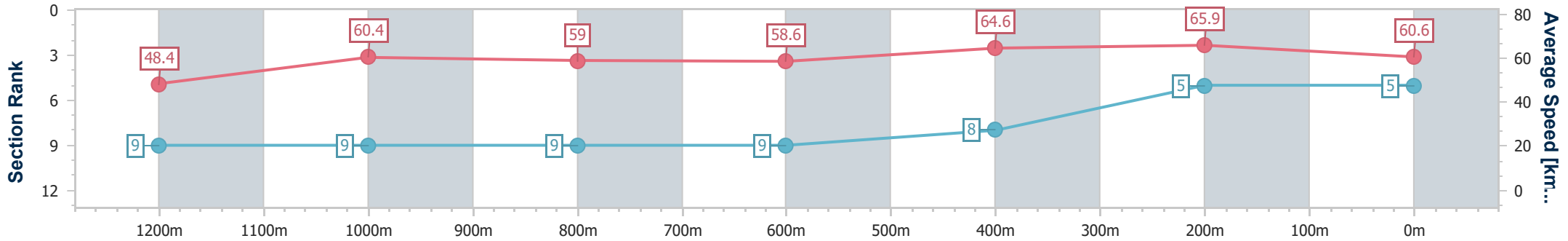
12 August 2023 - 12:18

Track Rating: Good 4, Weather: Fine, Rail Position: +7m Entire Course



BRISBANE RACING CLUB

Section	Overall	1200m	1000m	800m	600m	400m	200m
Section Times	1:25.62 [5] (0:14.94)	1:10.68 [9] (0:11.95)	0:58.73 [9] (0:12.34)	0:46.39 [9] (0:12.34)	0:34.05 [9] (0:11.26)	0:22.79 [8] (0:10.92)	0:11.87 [5] (0:11.87)
Average Speed [km/h]	48.4	60.4	59.0	58.6	64.6	65.9	60.6
Top Speed [km/h]	60.5	61.5	60.9	62.2	66.4	67.3	63.7
Avg. Dist. to Rail [m]	5.2	4.4	2.1	0.9	2.4	6.2	7.1
Avg. Stride Freq. [Hz]	2.1	2.2	2.2	2.2	2.3	2.4	2.3
Avg. Stride Length [m]	6.3	7.5	7.3	7.3	7.7	7.6	7.4



- [] Ranking at each section and finish
- .-.- No data available at this section
- NA No data available



Horse/Jockey Name	Lucky Decision
Final Rank	6
Fastest Section Time (Section)	0:11.16 (400m)
Top Speed [km/h] (Section)	65.8 (400m)
Race State	Finished



Eagle Farm QLD Professional

Race 2: CHANNEL 7 Class 3 Plate - 1400m

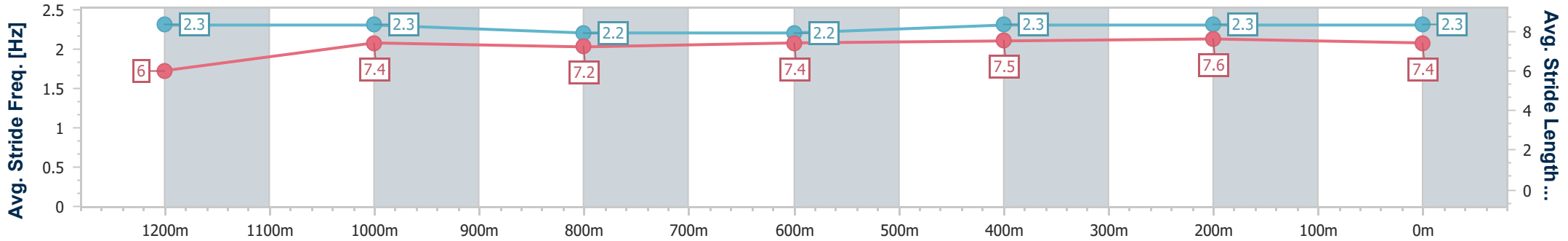
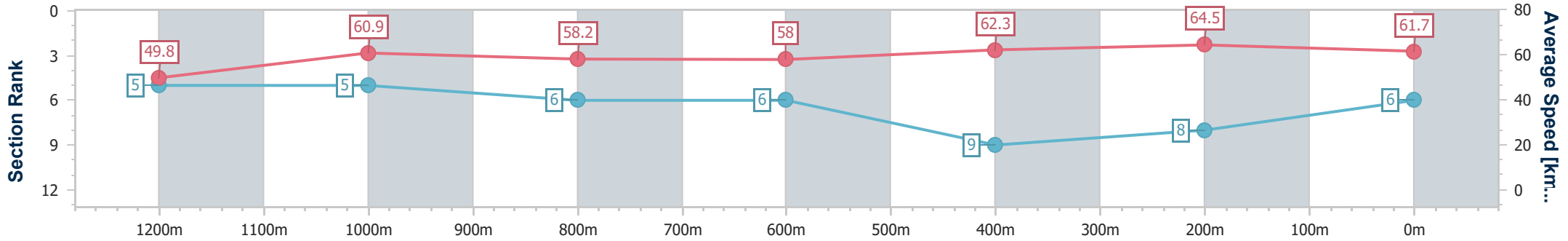
12 August 2023 - 12:18

Track Rating: Good 4, Weather: Fine, Rail Position: +7m Entire Course



BRISBANE RACING CLUB

Section	Overall	1200m	1000m	800m	600m	400m	200m
Section Times	1:25.67 [6] (0:14.48)	1:11.19 [5] (0:11.87)	0:59.32 [5] (0:12.53)	0:46.79 [6] (0:12.39)	0:34.40 [6] (0:11.56)	0:22.84 [9] (0:11.16)	0:11.68 [8] (0:11.68)
Average Speed [km/h]	49.8	60.9	58.2	58.0	62.3	64.5	61.7
Top Speed [km/h]	62.1	62.4	60.5	59.4	64.5	65.8	63.4
Avg. Dist. to Rail [m]	1.6	3.7	2.4	0.9	0.8	3.6	4.8
Avg. Stride Freq. [Hz]	2.3	2.3	2.2	2.2	2.3	2.3	2.3
Avg. Stride Length [m]	6.0	7.4	7.2	7.4	7.5	7.6	7.4



- [] Ranking at each section and finish
- .-.- No data available at this section
- NA No data available



Horse/Jockey Name	Matthew Flinders
Final Rank	7
Fastest Section Time (Section)	0:11.02 (400m)
Top Speed [km/h] (Section)	67.1 (400m)
Race State	Finished



Eagle Farm QLD Professional

Race 2: CHANNEL 7 Class 3 Plate - 1400m

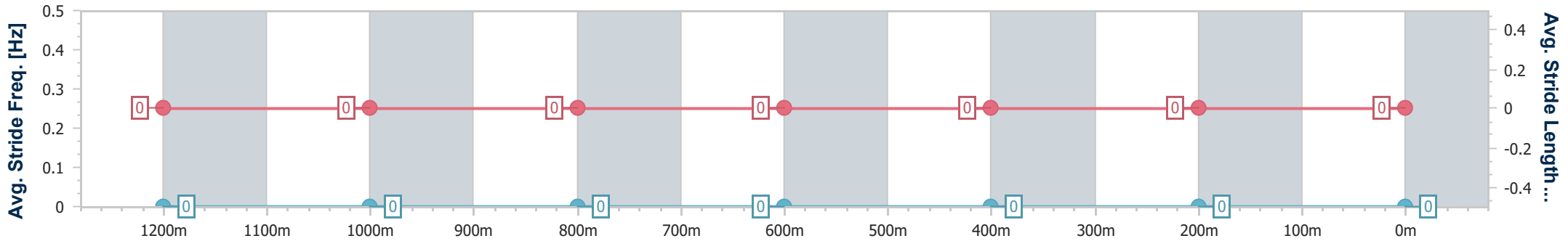
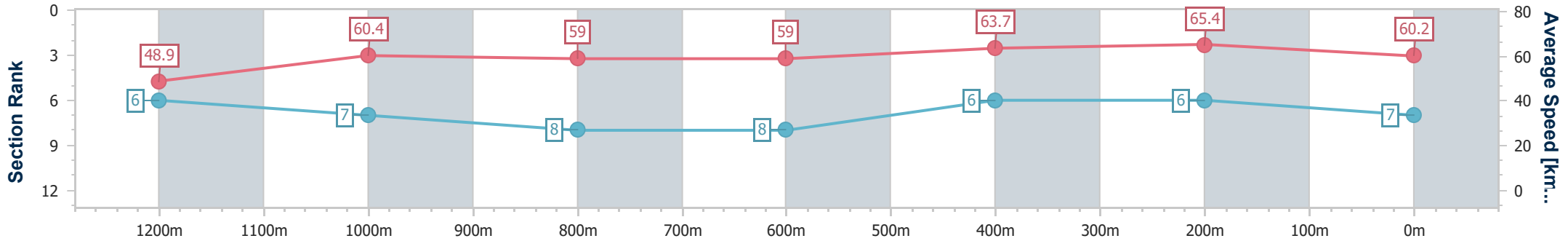
12 August 2023 - 12:18

Track Rating: Good 4, Weather: Fine, Rail Position: +7m Entire Course



BRISBANE RACING CLUB

Section	Overall	1200m	1000m	800m	600m	400m	200m
Section Times	1:25.75 [7] (0:14.74)	1:11.01 [6] (0:11.97)	0:59.04 [7] (0:12.41)	0:46.63 [8] (0:12.30)	0:34.33 [8] (0:11.37)	0:22.96 [6] (0:11.02)	0:11.94 [6] (0:11.94)
Average Speed [km/h]	48.9	60.4	59.0	59.0	63.7	65.4	60.2
Top Speed [km/h]	61.6	62.0	61.0	62.2	67.0	67.1	64.0
Avg. Dist. to Rail [m]	2.7	4.2	3.5	1.6	1.0	4.6	6.7
Avg. Stride Freq. [Hz]	--	--	--	--	--	--	--
Avg. Stride Length [m]	--	--	--	--	--	--	--



- [] Ranking at each section and finish
- No data available at this section
- NA No data available



Horse/Jockey Name	Lately
Final Rank	8
Fastest Section Time (Section)	0:11.22 (400m)
Top Speed [km/h] (Section)	64.9 (400m)
Race State	Finished



Eagle Farm QLD Professional

Race 2: CHANNEL 7 Class 3 Plate - 1400m

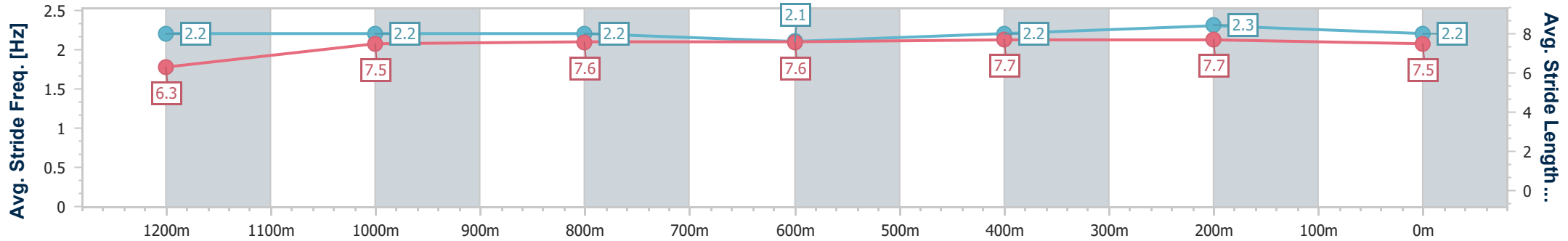
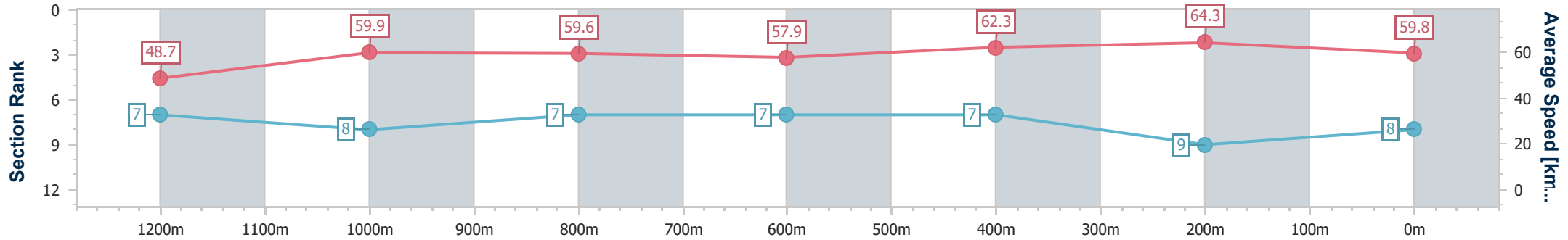
12 August 2023 - 12:18

Track Rating: Good 4, Weather: Fine, Rail Position: +7m Entire Course



BRISBANE RACING CLUB

Section	Overall	1200m	1000m	800m	600m	400m	200m
Section Times	1:26.07 [8] (0:14.82)	1:11.25 [7] (0:12.05)	0:59.20 [8] (0:12.11)	0:47.09 [7] (0:12.39)	0:34.70 [7] (0:11.46)	0:23.24 [7] (0:11.22)	0:12.02 [9] (0:12.02)
Average Speed [km/h]	48.7	59.9	59.6	57.9	62.3	64.3	59.8
Top Speed [km/h]	61.6	61.8	62.6	59.3	64.6	64.9	63.1
Avg. Dist. to Rail [m]	2.7	3.3	0.9	1.2	1.4	1.6	2.7
Avg. Stride Freq. [Hz]	2.2	2.2	2.2	2.1	2.2	2.3	2.2
Avg. Stride Length [m]	6.3	7.5	7.6	7.6	7.7	7.7	7.5



- [] Ranking at each section and finish
- .-.- No data available at this section
- NA No data available



Horse/Jockey Name	Bull Dimple Rum
Final Rank	9
Fastest Section Time (Section)	0:11.30 (400m)
Top Speed [km/h] (Section)	65.0 (400m)
Race State	Finished



Eagle Farm QLD Professional

Race 2: CHANNEL 7 Class 3 Plate - 1400m

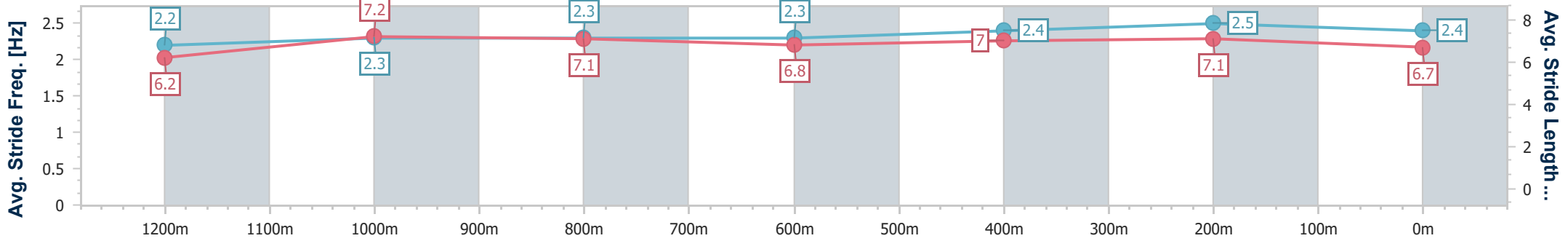
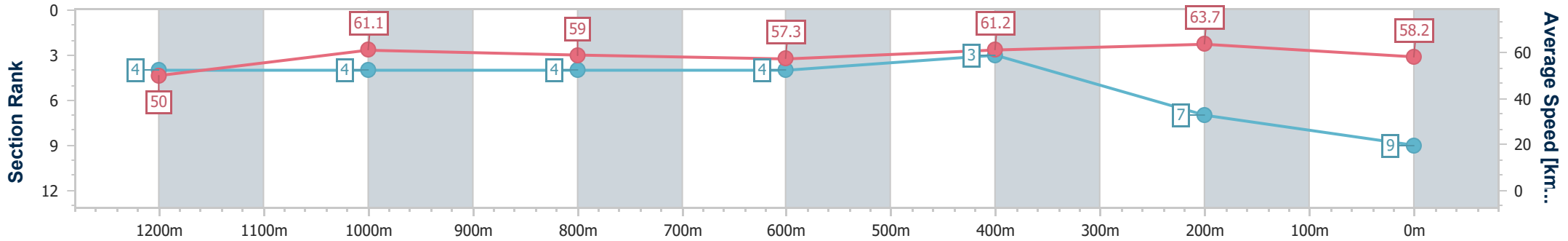
12 August 2023 - 12:18

Track Rating: Good 4, Weather: Fine, Rail Position: +7m Entire Course



BRISBANE RACING CLUB

Section	Overall	1200m	1000m	800m	600m	400m	200m
Section Times	1:26.27 [9] (0:14.43)	1:11.84 [4] (0:11.81)	1:00.03 [4] (0:12.41)	0:47.62 [4] (0:12.45)	0:35.17 [4] (0:11.51)	0:23.66 [3] (0:11.30)	0:12.36 [7] (0:12.36)
Average Speed [km/h]	50.0	61.1	59.0	57.3	61.2	63.7	58.2
Top Speed [km/h]	62.6	62.6	61.1	58.2	63.1	65.0	62.9
Avg. Dist. to Rail [m]	1.2	3.1	2.8	1.9	4.2	1.8	0.3
Avg. Stride Freq. [Hz]	2.2	2.3	2.3	2.3	2.4	2.5	2.4
Avg. Stride Length [m]	6.2	7.2	7.1	6.8	7.0	7.1	6.7



- [] Ranking at each section and finish
- .-.- No data available at this section
- NA No data available