



# Doomben QLD Professional

## Race 6: XXXX GOLD BENCHMARK 70 Handicap - 1650m

20 September 2023 - 15:28



BRISBANE  
RACING CLUB

Track Rating: Good 3, Weather: Overcast, Rail Position: +9.5m Entire Course

Section		Field Times												
Overall	1400m	1200m	1000m	800m	600m	400m	Last 600m							
1:38.45 (0:17.05)	1:21.40 (0:11.62)	1:09.78 (0:11.35)	0:58.43 (0:11.51)	0:46.92 (0:11.52)	0:35.40 (0:11.56)	0:23.84 (0:11.64)	0:35.40							
Rank	TAB	Horse/Jockey	Barrier	Top Speed [km/h]	Fastest Section								Distance Travelled [m]	
1	2	<b>HYDE</b> Bailey Wheeler	6	65.3 1200m	0:11.30 1200m	1:38.45 [1] (0:17.77)	1:20.68 [6] (0:11.60)	1:09.08 [6] (0:11.30)	0:57.78 [6] (0:11.49)	0:46.29 [6] (0:11.58)	0:34.71 [7] (0:11.51)	0:23.20 [8] (0:11.44)	0:34.71	
2	12	<b>TEXAS STORM</b> Cejay Graham	5	64.1 1200m	0:11.35 1200m	1:38.56 [2] (0:17.05)	1:21.51 [1] (0:11.62)	1:09.89 [1] (0:11.35)	0:58.54 [1] (0:11.51)	0:47.03 [1] (0:11.52)	0:35.51 [1] (0:11.56)	0:23.95 [1] (0:11.64)	0:35.51	+1
3	8	<b>SHEZA FIRECRACKER</b> Jake Molloy	10	66.5 600m	0:11.34 400m	1:38.59 [3] (0:17.88)	1:20.71 [7] (0:11.59)	1:09.12 [7] (0:11.35)	0:57.77 [7] (0:11.40)	0:46.37 [8] (0:11.56)	0:34.81 [8] (0:11.37)	0:23.44 [7] (0:11.34)	0:34.81	+8
4	11	<b>SHEPPEY</b> Taylor Marshall	4	64.6 600m	0:11.37 1200m	1:38.65 [4] (0:17.42)	1:21.23 [3] (0:11.64)	1:09.59 [5] (0:11.37)	0:58.22 [5] (0:11.50)	0:46.72 [4] (0:11.49)	0:35.23 [4] (0:11.57)	0:23.66 [5] (0:11.58)	0:35.23	+6
5	5	<b>EVOCATOR</b> Jaden Lloyd	3	66.0 800m	0:11.29 600m	1:38.65 [5] (0:18.05)	1:20.60 [8] (0:11.45)	1:09.15 [8] (0:11.36)	0:57.79 [8] (0:11.34)	0:46.45 [7] (0:11.45)	0:35.00 [6] (0:11.29)	0:23.71 [4] (0:11.31)	0:35.00	+4
6	4	<b>APPLICATIONS</b> Boris Thornton	12	65.3 400m	0:11.33 400m	1:38.76 [6] (0:17.45)	1:21.31 [5] (0:11.57)	1:09.74 [4] (0:11.36)	0:58.38 [4] (0:11.62)	0:46.76 [5] (0:11.56)	0:35.20 [5] (0:11.48)	0:23.72 [6] (0:11.33)	0:35.20	+12
7	1	<b>HOSTAGE OF WAR</b> Melea Castle	7	64.9 600m	0:11.41 1200m	1:38.77 [7] (0:17.10)	1:21.67 [2] (0:11.63)	1:10.04 [2] (0:11.41)	0:58.63 [2] (0:11.52)	0:47.11 [2] (0:11.45)	0:35.66 [2] (0:11.52)	0:24.14 [2] (0:11.63)	0:35.66	+4
8	9	<b>SET ME UP</b> Luke Tarrant	9	65.7 600m	0:11.24 600m	1:39.23 [8] (0:18.21)	1:21.02 [9] (0:11.63)	1:09.39 [9] (0:11.35)	0:58.04 [9] (0:11.45)	0:46.59 [9] (0:11.55)	0:35.04 [9] (0:11.24)	0:23.80 [9] (0:11.41)	0:35.04	+3
9	10	<b>QUADRI</b> James Orman	2	64.5 1200m	0:11.37 1200m	1:39.35 [9] (0:17.44)	1:21.91 [4] (0:11.47)	1:10.44 [3] (0:11.37)	0:59.07 [3] (0:11.60)	0:47.47 [3] (0:11.50)	0:35.97 [3] (0:11.50)	0:24.47 [3] (0:11.85)	0:35.97	-4

Scratched: Momack (#7), Intuition (#3), Lucky Exchange (#6)

[ ] Ranking at each section and finish  
 -:-:- No data available at this section  
 NA No data available

SCN Saddle cloth number  
 DNF Did not finish  
 DNT Did not track



# Doomben QLD Professional

## Race 6: XXXX GOLD BENCHMARK 70 Handicap - 1650m

20 September 2023 - 15:28



BRISBANE  
RACING CLUB

Track Rating: Good 3, Weather: Overcast, Rail Position: +9.5m Entire Course

Section							200m			Last 600m
Field Times							0:12.20			0:35.40
							(0:12.20)			
Rank	TAB	Horse/Jockey	Barrier	Top Speed [km/h]	Fastest Section	Margin			Distance Travelled [m]	
1	2	<b>HYDE</b>	6	65.3	0:11.30	0:11.76 [7]	1:38.45		0:34.71	
		Bailey Wheeler		1200m	1200m	(0:11.76)				
2	12	<b>TEXAS STORM</b>	5	64.1	0:11.35	0:12.31 [2]	0.65L		0:35.51 +1	
		Cejay Graham		1200m	1200m	(0:12.31)				
3	8	<b>SHEZA FIRECRACKER</b>	10	66.5	0:11.34	0:12.10 [5]	0.83L		0:34.81 +8	
		Jake Molloy		600m	400m	(0:12.10)				
4	11	<b>SHEPPEY</b>	4	64.6	0:11.37	0:12.08 [6]	1.18L		0:35.23 +6	
		Taylor Marshall		600m	1200m	(0:12.08)				
5	5	<b>EVOCATOR</b>	3	66.0	0:11.29	0:12.40 [1]	1.2L		0:35.00 +4	
		Jaden Lloyd		800m	600m	(0:12.40)				
6	4	<b>APPLICATIONS</b>	12	65.3	0:11.33	0:12.39 [4]	1.87L		0:35.20 +12	
		Boris Thornton		400m	400m	(0:12.39)				
7	1	<b>HOSTAGE OF WAR</b>	7	64.9	0:11.41	0:12.51 [3]	1.92L		0:35.66 +4	
		Melea Castle		600m	1200m	(0:12.51)				
8	9	<b>SET ME UP</b>	9	65.7	0:11.24	0:12.39 [9]	4.64L		0:35.04 +3	
		Luke Tarrant		600m	600m	(0:12.39)				
9	10	<b>QUADRI</b>	2	64.5	0:11.37	0:12.62 [8]	5.31L		0:35.97 -4	
		James Orman		1200m	1200m	(0:12.62)				

Scratched: Momack (#7), Intuition (#3), Lucky Exchange (#6)

[ ] Ranking at each section and finish  
 -:-:- No data available at this section  
 NA No data available

SCN Saddle cloth number  
 DNF Did not finish  
 DNT Did not track



Horse/Jockey Name	Hyde
Final Rank	1
Fastest Section Time (Section)	0:11.30 (1200m)
Top Speed [km/h] (Section)	65.3 (1200m)
Race State	Finished



Doomben QLD Professional

Race 6: XXXX GOLD BENCHMARK 70 Handicap - 1650m

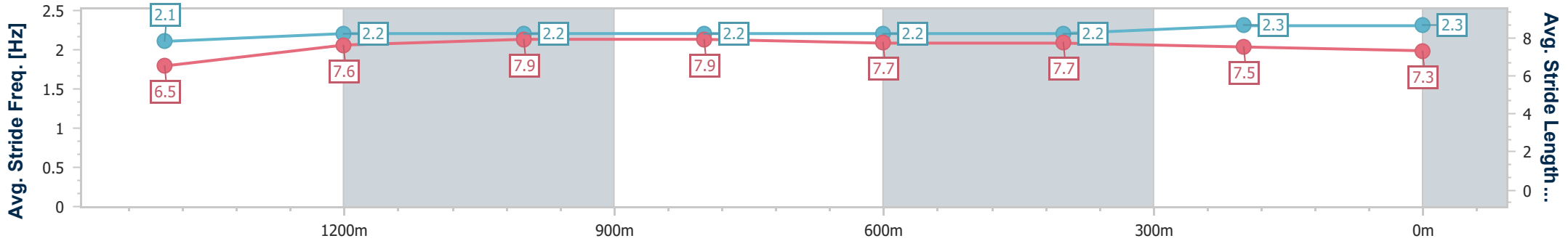
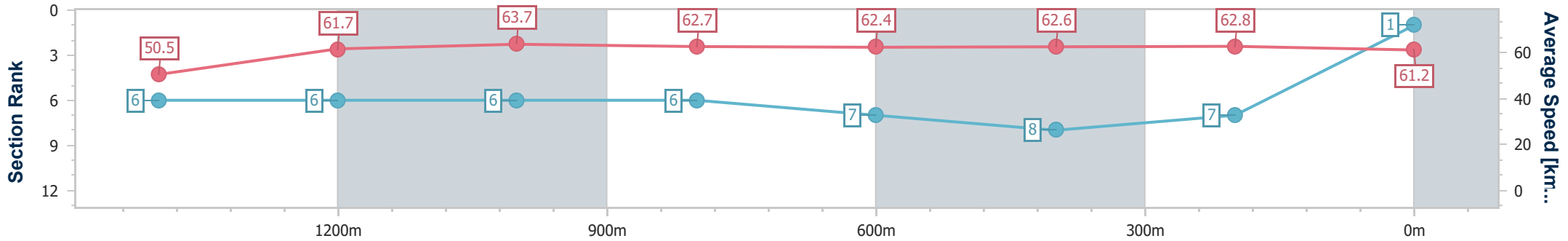
20 September 2023 - 15:28

Track Rating: Good 3, Weather: Overcast, Rail Position: +9.5m Entire Course



BRISBANE RACING CLUB

Section	Overall	1400m	1200m	1000m	800m	600m	400m	200m					
Section Times	1:38.45 [1] (0:17.77)	1:20.68 [6] (0:11.60)	1:09.08 [6] (0:11.30)	0:57.78 [6] (0:11.49)	0:46.29 [6] (0:11.58)	0:34.71 [7] (0:11.51)	0:23.20 [8] (0:11.44)	0:11.76 [7] (0:11.76)					
Average Speed [km/h]	50.5	61.7	63.7	62.7	62.4	62.6	62.8	61.2					
Top Speed [km/h]	61.6	62.6	65.3	65.3	63.7	63.8	65.1	64.6					
Avg. Dist. to Rail [m]	0.9	1.3	0.4	0.5	0.6	0.6	0.9	4.4					
Avg. Stride Freq. [Hz]	2.1	2.2	2.2	2.2	2.2	2.2	2.3	2.3					
Avg. Stride Length [m]	6.5	7.6	7.9	7.9	7.7	7.7	7.5	7.3					



- [ ] Ranking at each section and finish
- .-.- No data available at this section
- NA No data available



Horse/Jockey Name	Texas Storm
Final Rank	2
Fastest Section Time (Section)	0:11.35 (1200m)
Top Speed [km/h] (Section)	64.1 (1200m)
Race State	Finished



Doomben QLD Professional

Race 6: XXXX GOLD BENCHMARK 70 Handicap - 1650m

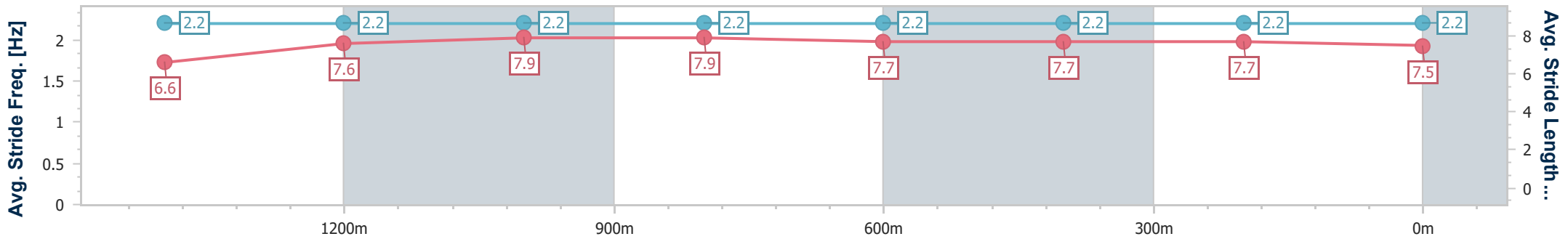
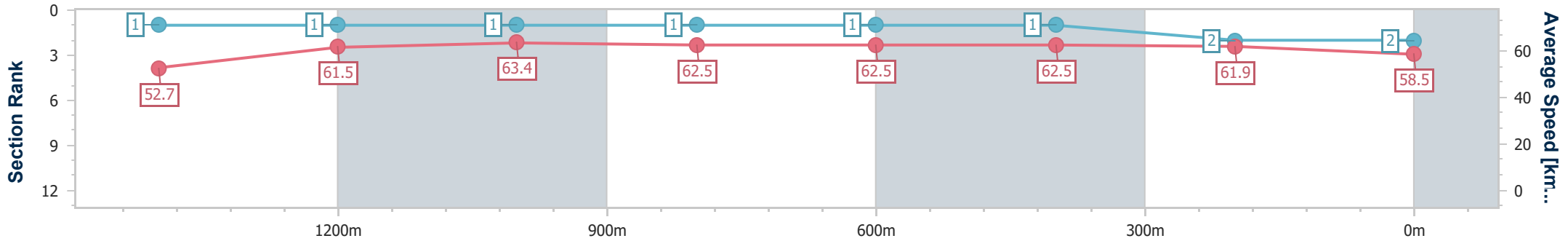
20 September 2023 - 15:28

Track Rating: Good 3, Weather: Overcast, Rail Position: +9.5m Entire Course



BRISBANE RACING CLUB

Section	Overall	1400m	1200m	1000m	800m	600m	400m	200m
Section Times	1:38.56 [2] (0:17.05)	1:21.51 [1] (0:11.62)	1:09.89 [1] (0:11.35)	0:58.54 [1] (0:11.51)	0:47.03 [1] (0:11.52)	0:35.51 [1] (0:11.56)	0:23.95 [1] (0:11.64)	0:12.31 [2] (0:12.31)
Average Speed [km/h]	52.7	61.5	63.4	62.5	62.5	62.5	61.9	58.5
Top Speed [km/h]	63.2	63.3	64.1	63.5	63.7	63.9	62.6	61.3
Avg. Dist. to Rail [m]	1.2	1.4	0.7	0.4	0.4	1.1	0.7	0.2
Avg. Stride Freq. [Hz]	2.2	2.2	2.2	2.2	2.2	2.2	2.2	2.2
Avg. Stride Length [m]	6.6	7.6	7.9	7.9	7.7	7.7	7.7	7.5



- [ ] Ranking at each section and finish
- .-.- No data available at this section
- NA No data available



Horse/Jockey Name	Sheza Firecracker
Final Rank	3
Fastest Section Time (Section)	0:11.34 (400m)
Top Speed [km/h] (Section)	66.5 (600m)
Race State	Finished



Doomben QLD Professional

Race 6: XXXX GOLD BENCHMARK 70 Handicap - 1650m

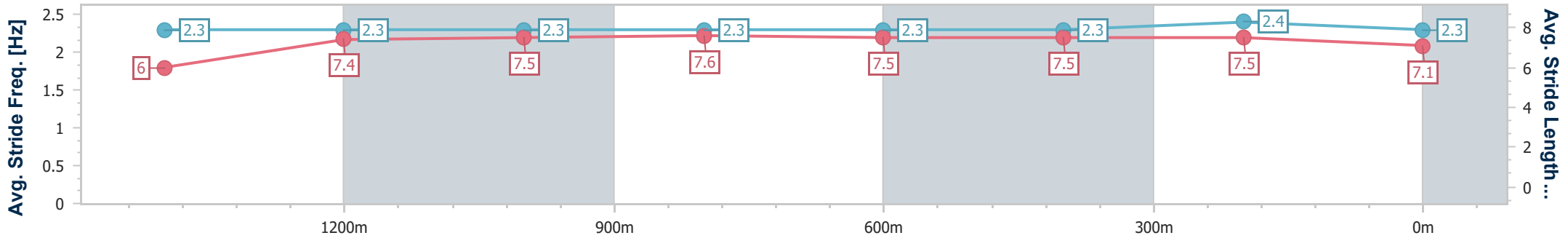
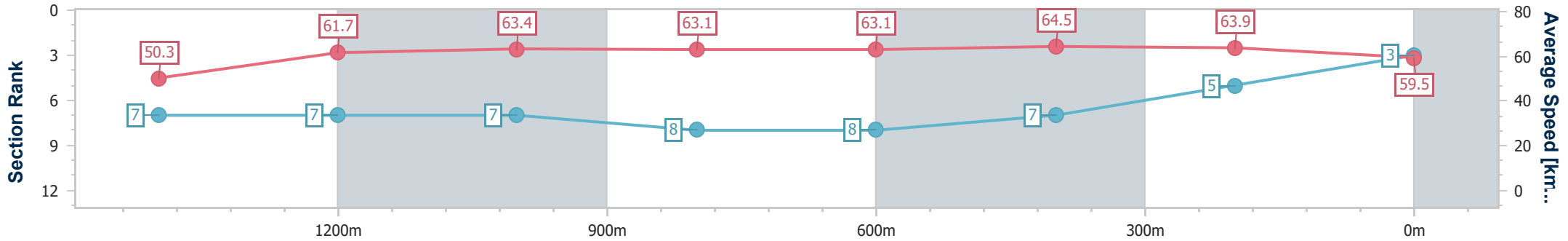
20 September 2023 - 15:28

Track Rating: Good 3, Weather: Overcast, Rail Position: +9.5m Entire Course



BRISBANE RACING CLUB

Section	Overall	1400m	1200m	1000m	800m	600m	400m	200m					
Section Times	1:38.59 [3] (0:17.88)	1:20.71 [7] (0:11.59)	1:09.12 [7] (0:11.35)	0:57.77 [7] (0:11.40)	0:46.37 [8] (0:11.56)	0:34.81 [8] (0:11.37)	0:23.44 [7] (0:11.34)	0:12.10 [5] (0:12.10)					
Average Speed [km/h]	50.3	61.7	63.4	63.1	63.1	64.5	63.9	59.5					
Top Speed [km/h]	63.6	64.7	64.3	65.2	66.5	66.5	65.7	62.2					
Avg. Dist. to Rail [m]	1.4	1.0	0.2	0.6	2.8	3.2	4.4	7.1					
Avg. Stride Freq. [Hz]	2.3	2.3	2.3	2.3	2.3	2.3	2.4	2.3					
Avg. Stride Length [m]	6.0	7.4	7.5	7.6	7.5	7.5	7.5	7.1					



- [ ] Ranking at each section and finish
- .-.- No data available at this section
- NA No data available



Horse/Jockey Name	Sheppey
Final Rank	4
Fastest Section Time (Section)	0:11.37 (1200m)
Top Speed [km/h] (Section)	64.6 (600m)
Race State	Finished



Doomben QLD Professional

Race 6: XXXX GOLD BENCHMARK 70 Handicap - 1650m

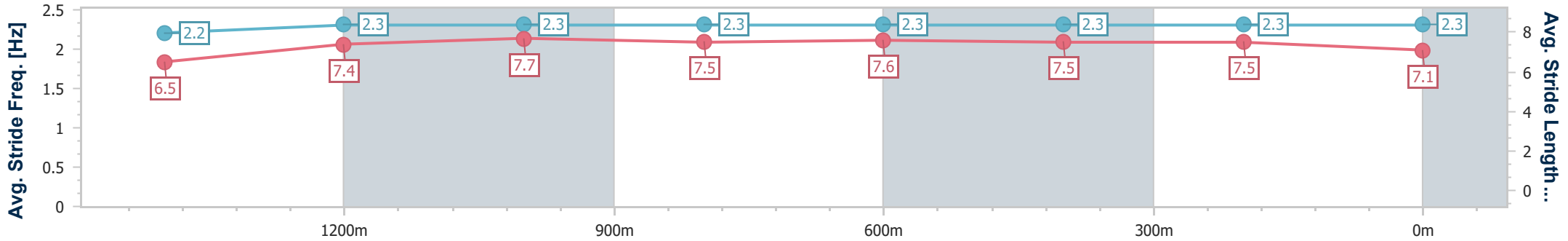
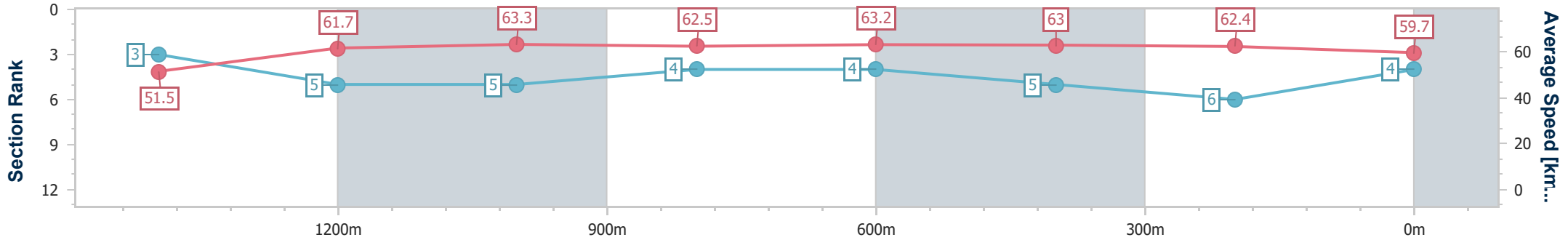
20 September 2023 - 15:28

Track Rating: Good 3, Weather: Overcast, Rail Position: +9.5m Entire Course



BRISBANE RACING CLUB

Section	Overall	1400m	1200m	1000m	800m	600m	400m	200m
Section Times	1:38.65 [4] (0:17.42)	1:21.23 [3] (0:11.64)	1:09.59 [5] (0:11.37)	0:58.22 [5] (0:11.50)	0:46.72 [4] (0:11.49)	0:35.23 [4] (0:11.57)	0:23.66 [5] (0:11.58)	0:12.08 [6] (0:12.08)
Average Speed [km/h]	51.5	61.7	63.3	62.5	63.2	63.0	62.4	59.7
Top Speed [km/h]	62.6	63.3	63.9	63.2	64.3	64.6	63.4	62.5
Avg. Dist. to Rail [m]	0.9	0.9	0.4	0.2	1.6	2.2	2.9	5.8
Avg. Stride Freq. [Hz]	2.2	2.3	2.3	2.3	2.3	2.3	2.3	2.3
Avg. Stride Length [m]	6.5	7.4	7.7	7.5	7.6	7.5	7.5	7.1



- [ ] Ranking at each section and finish
- .-.- No data available at this section
- NA No data available



Horse/Jockey Name	Evocator
Final Rank	5
Fastest Section Time (Section)	0:11.29 (600m)
Top Speed [km/h] (Section)	66.0 (800m)
Race State	Finished



Doomben QLD Professional

Race 6: XXXX GOLD BENCHMARK 70 Handicap - 1650m

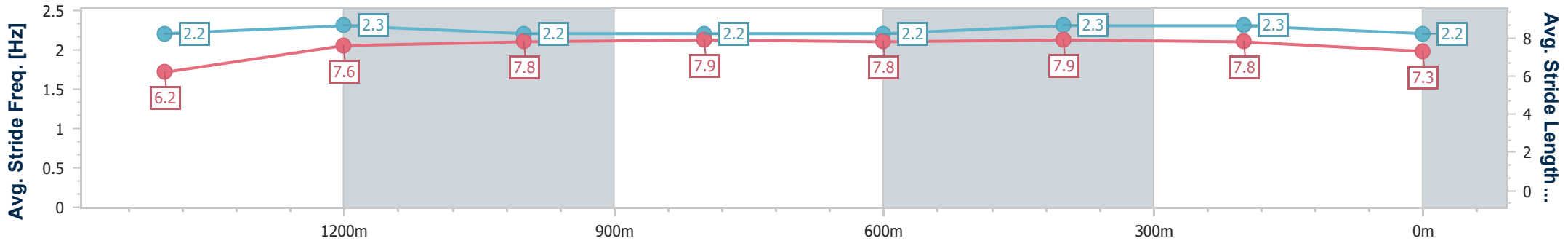
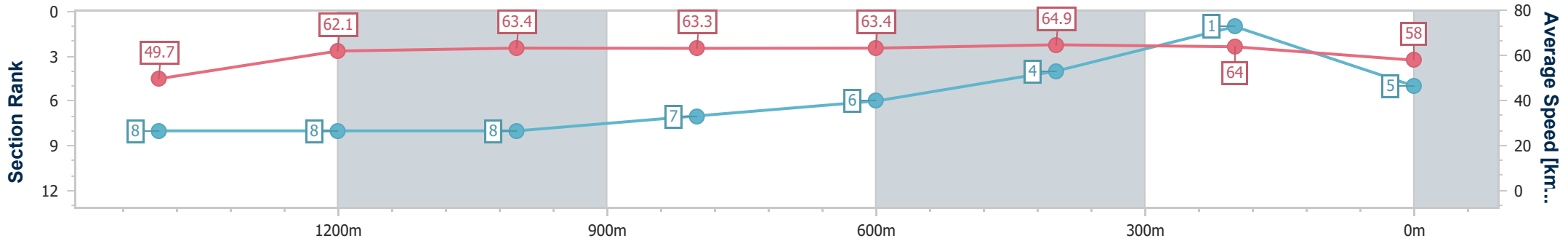
20 September 2023 - 15:28

Track Rating: Good 3, Weather: Overcast, Rail Position: +9.5m Entire Course



BRISBANE RACING CLUB

Section	Overall	1400m	1200m	1000m	800m	600m	400m	200m
Section Times	1:38.65 [5] (0:18.05)	1:20.60 [8] (0:11.45)	1:09.15 [8] (0:11.36)	0:57.79 [8] (0:11.34)	0:46.45 [7] (0:11.45)	0:35.00 [6] (0:11.29)	0:23.71 [4] (0:11.31)	0:12.40 [1] (0:12.40)
Average Speed [km/h]	49.7	62.1	63.4	63.3	63.4	64.9	64.0	58.0
Top Speed [km/h]	62.0	62.9	64.1	64.1	66.0	65.8	65.5	62.0
Avg. Dist. to Rail [m]	2.7	2.1	1.2	0.7	1.8	2.9	3.6	3.1
Avg. Stride Freq. [Hz]	2.2	2.3	2.2	2.2	2.2	2.3	2.3	2.2
Avg. Stride Length [m]	6.2	7.6	7.8	7.9	7.8	7.9	7.8	7.3



- [ ] Ranking at each section and finish
- .-.- No data available at this section
- NA No data available



Horse/Jockey Name	Applications
Final Rank	6
Fastest Section Time (Section)	0:11.33 (400m)
Top Speed [km/h] (Section)	65.3 (400m)
Race State	Finished



Doomben QLD Professional

Race 6: XXXX GOLD BENCHMARK 70 Handicap - 1650m

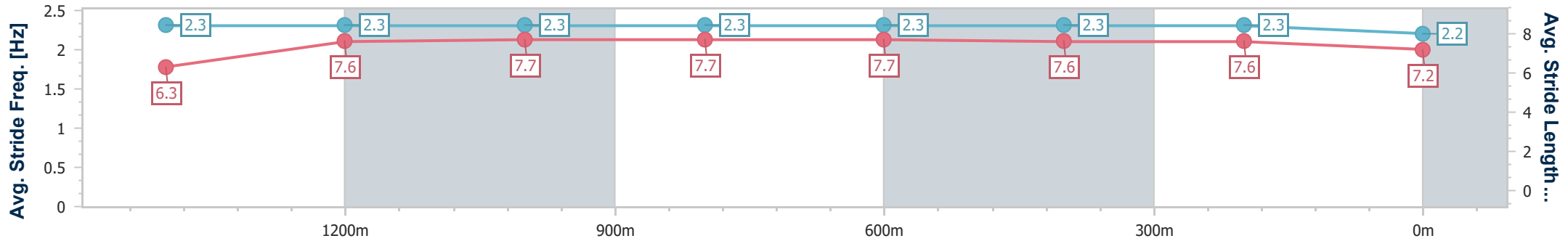
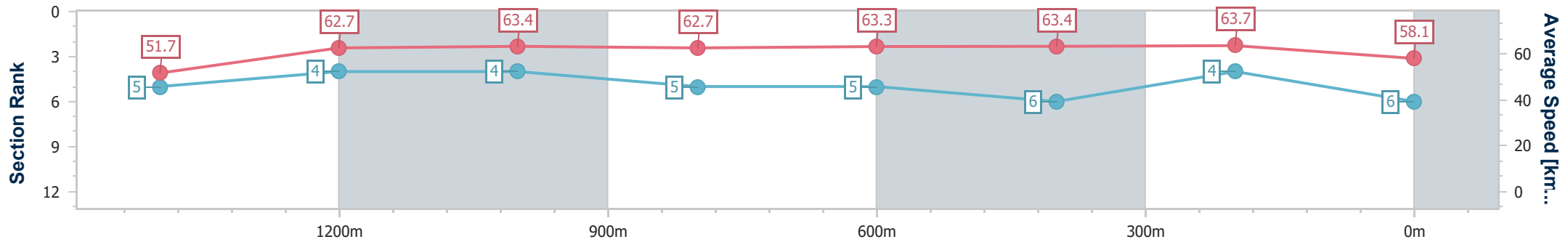
20 September 2023 - 15:28

Track Rating: Good 3, Weather: Overcast, Rail Position: +9.5m Entire Course



BRISBANE RACING CLUB

Section	Overall	1400m	1200m	1000m	800m	600m	400m	200m
Section Times	1:38.76 [6] (0:17.45)	1:21.31 [5] (0:11.57)	1:09.74 [4] (0:11.36)	0:58.38 [4] (0:11.62)	0:46.76 [5] (0:11.56)	0:35.20 [5] (0:11.48)	0:23.72 [6] (0:11.33)	0:12.39 [4] (0:12.39)
Average Speed [km/h]	51.7	62.7	63.4	62.7	63.3	63.4	63.7	58.1
Top Speed [km/h]	63.2	63.4	64.5	63.5	64.6	65.2	65.3	61.0
Avg. Dist. to Rail [m]	3.6	1.3	2.5	2.9	3.5	2.2	1.3	3.0
Avg. Stride Freq. [Hz]	2.3	2.3	2.3	2.3	2.3	2.3	2.3	2.2
Avg. Stride Length [m]	6.3	7.6	7.7	7.7	7.7	7.6	7.6	7.2



- [ ] Ranking at each section and finish
- .-.- No data available at this section
- NA No data available





Horse/Jockey Name	Hostage Of War
Final Rank	7
Fastest Section Time (Section)	0:11.41 (1200m)
Top Speed [km/h] (Section)	64.9 (600m)
Race State	Finished



Doomben QLD Professional

Race 6: XXXX GOLD BENCHMARK 70 Handicap - 1650m

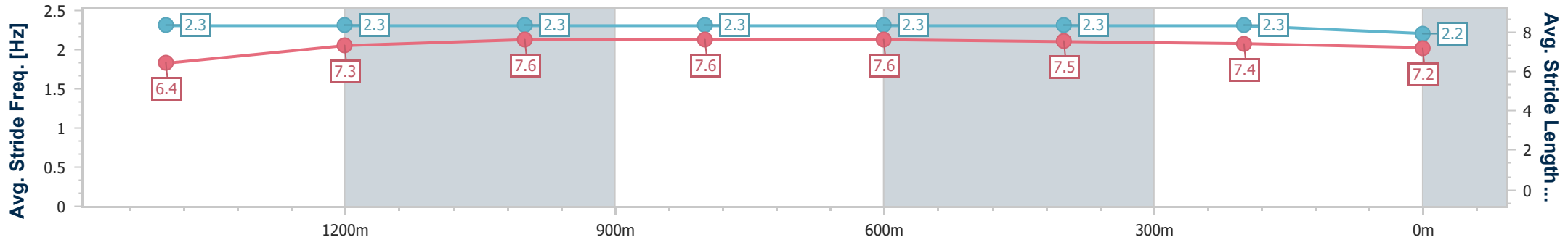
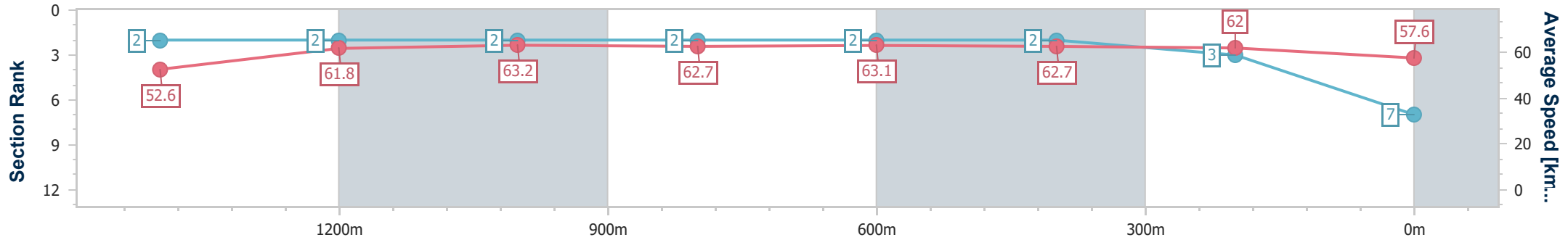
20 September 2023 - 15:28

Track Rating: Good 3, Weather: Overcast, Rail Position: +9.5m Entire Course



BRISBANE RACING CLUB

Section	Overall	1400m	1200m	1000m	800m	600m	400m	200m
Section Times	1:38.77 [7] (0:17.10)	1:21.67 [2] (0:11.63)	1:10.04 [2] (0:11.41)	0:58.63 [2] (0:11.52)	0:47.11 [2] (0:11.45)	0:35.66 [2] (0:11.52)	0:24.14 [2] (0:11.63)	0:12.51 [3] (0:12.51)
Average Speed [km/h]	52.6	61.8	63.2	62.7	63.1	62.7	62.0	57.6
Top Speed [km/h]	63.6	64.0	63.6	63.8	64.5	64.9	63.3	61.0
Avg. Dist. to Rail [m]	1.4	0.8	1.3	1.1	0.8	0.9	1.1	1.5
Avg. Stride Freq. [Hz]	2.3	2.3	2.3	2.3	2.3	2.3	2.3	2.2
Avg. Stride Length [m]	6.4	7.3	7.6	7.6	7.6	7.5	7.4	7.2



- [ ] Ranking at each section and finish
- .-.- No data available at this section
- NA No data available



Horse/Jockey Name	Set Me Up
Final Rank	8
Fastest Section Time (Section)	0:11.24 (600m)
Top Speed [km/h] (Section)	65.7 (600m)
Race State	Finished



Doomben QLD Professional

Race 6: XXXX GOLD BENCHMARK 70 Handicap - 1650m

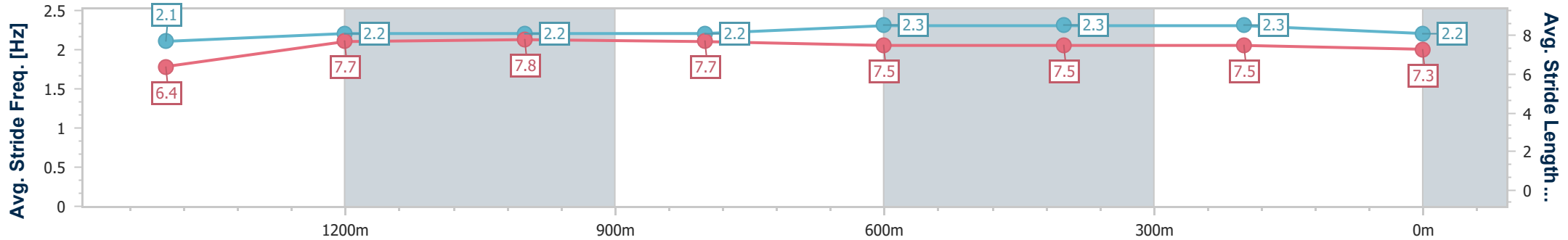
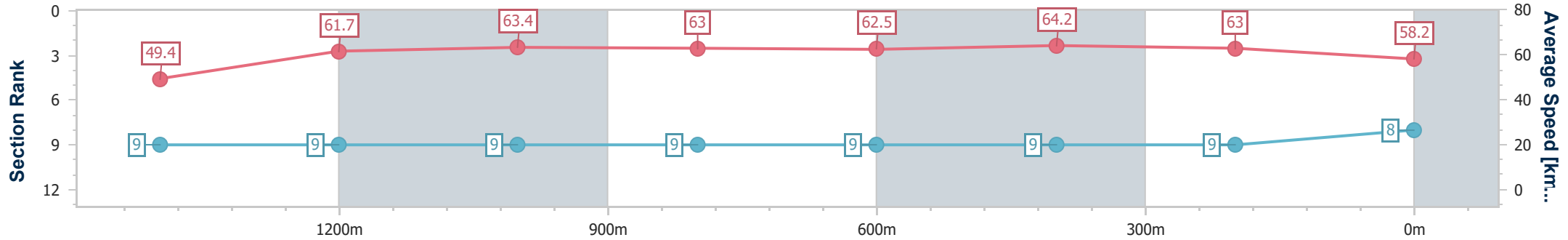
20 September 2023 - 15:28

Track Rating: Good 3, Weather: Overcast, Rail Position: +9.5m Entire Course



BRISBANE RACING CLUB

Section	Overall	1400m	1200m	1000m	800m	600m	400m	200m
Section Times	1:39.23 [8] (0:18.21)	1:21.02 [9] (0:11.63)	1:09.39 [9] (0:11.35)	0:58.04 [9] (0:11.45)	0:46.59 [9] (0:11.55)	0:35.04 [9] (0:11.24)	0:23.80 [9] (0:11.41)	0:12.39 [9] (0:12.39)
Average Speed [km/h]	49.4	61.7	63.4	63.0	62.5	64.2	63.0	58.2
Top Speed [km/h]	60.7	63.1	65.1	65.0	64.9	65.7	64.4	62.5
Avg. Dist. to Rail [m]	1.2	0.6	1.1	0.7	0.9	0.6	2.2	3.1
Avg. Stride Freq. [Hz]	2.1	2.2	2.2	2.2	2.3	2.3	2.3	2.2
Avg. Stride Length [m]	6.4	7.7	7.8	7.7	7.5	7.5	7.5	7.3



- [ ] Ranking at each section and finish
- .-.- No data available at this section
- NA No data available



Horse/Jockey Name	Quadri
Final Rank	9
Fastest Section Time (Section)	0:11.37 (1200m)
Top Speed [km/h] (Section)	64.5 (1200m)
Race State	Finished



Doomben QLD Professional

Race 6: XXXX GOLD BENCHMARK 70 Handicap - 1650m

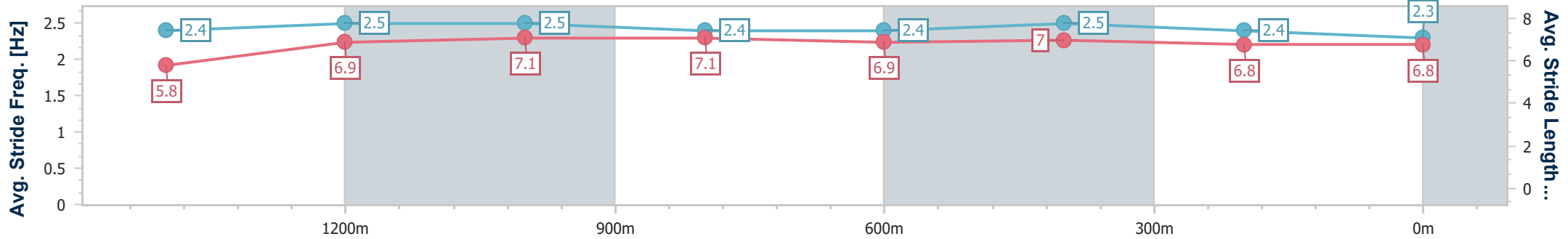
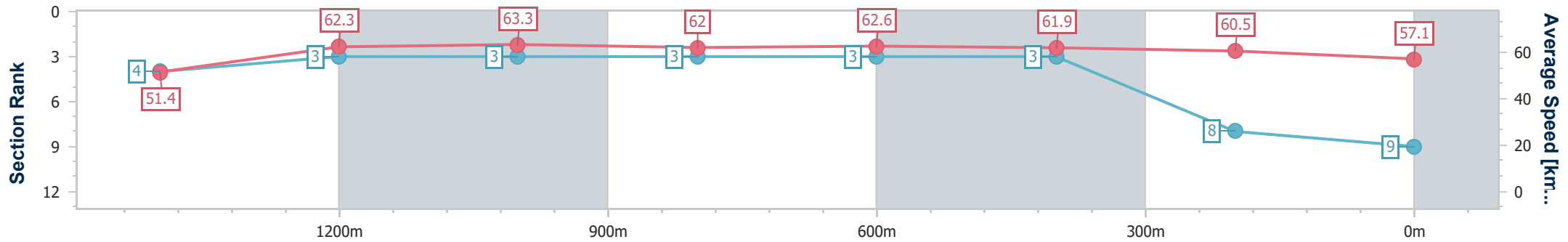
20 September 2023 - 15:28

Track Rating: Good 3, Weather: Overcast, Rail Position: +9.5m Entire Course



BRISBANE RACING CLUB

Section	Overall	1400m	1200m	1000m	800m	600m	400m	200m
Section Times	1:39.35 [9] (0:17.44)	1:21.91 [4] (0:11.47)	1:10.44 [3] (0:11.37)	0:59.07 [3] (0:11.60)	0:47.47 [3] (0:11.50)	0:35.97 [3] (0:11.50)	0:24.47 [3] (0:11.85)	0:12.62 [8] (0:12.62)
Average Speed [km/h]	51.4	62.3	63.3	62.0	62.6	61.9	60.5	57.1
Top Speed [km/h]	62.2	63.2	64.5	63.7	63.5	63.0	62.3	59.9
Avg. Dist. to Rail [m]	3.1	1.6	0.3	0.3	0.1	2.1	1.0	0.4
Avg. Stride Freq. [Hz]	2.4	2.5	2.5	2.4	2.4	2.5	2.4	2.3
Avg. Stride Length [m]	5.8	6.9	7.1	7.1	6.9	7.0	6.8	6.8



- [ ] Ranking at each section and finish
- .-.- No data available at this section
- NA No data available