



# Doomben QLD Professional

## Race 8: LADBROKE IT! Class 4 Handicap - 1200m

20 September 2023 - 16:38



BRISBANE  
RACING CLUB

Track Rating: Good 3, Weather: Overcast, Rail Position: +9.5m Entire Course

Section												Last 600m				
Field Times		Overall	1000m	800m	600m	400m	200m						0:34.15			
		1:08.90 (0:13.11)	0:55.79 (0:10.50)	0:45.29 (0:11.14)	0:34.15 (0:11.20)	0:22.95 (0:11.12)	0:11.83 (0:11.83)									
Rank	TAB Horse/Jockey	Barrier	Top Speed [km/h]	Fastest Section											Margin	Distance Travelled [m]
1	1 <b>BEAUX RUMBLE</b> Casey Waddell	8	72.0	0:10.50	1:08.90 [1] (0:13.11)	0:55.79 [1] (0:10.50)	0:45.29 [1] (0:11.14)	0:34.15 [1] (0:11.20)	0:22.95 [1] (0:11.12)	0:11.83 [1] (0:11.83)	1:08.90	0:34.15				
2	8 <b>STORM THE FORTRESS</b> James Orman	1	68.9	0:10.61	1:09.13 [2] (0:13.36)	0:55.77 [5] (0:10.61)	0:45.16 [4] (0:11.00)	0:34.16 [3] (0:11.24)	0:22.92 [4] (0:11.11)	0:11.81 [3] (0:11.81)	1.35L	0:34.16	-3			
3	6 <b>UNCLE RUSS</b> Ben Thompson	4	68.7	0:10.68	1:09.16 [3] (0:13.65)	0:55.51 [9] (0:10.68)	0:44.83 [8] (0:10.84)	0:33.99 [6] (0:11.21)	0:22.78 [6] (0:11.09)	0:11.69 [6] (0:11.69)	1.55L	0:33.99	-2			
4	7 <b>OUTBURST</b> Boris Thornton	2	67.0	0:10.86	1:09.19 [4] (0:13.88)	0:55.31 [10] (0:10.86)	0:44.45 [10] (0:10.91)	0:33.54 [10] (0:11.07)	0:22.47 [10] (0:10.92)	0:11.55 [8] (0:11.55)	1.74L	0:33.54	-4			
5	10 <b>MORETON BAY</b> Cejay Graham	13	70.2	0:10.54	1:09.22 [5] (0:13.24)	0:55.98 [3] (0:10.54)	0:45.44 [2] (0:11.00)	0:34.44 [2] (0:11.21)	0:23.23 [2] (0:11.21)	0:12.02 [2] (0:12.02)	1.89L	0:34.44	+3			
6	4 <b>MY SNOW QUEEN</b> Justin Huxtable	6	69.0	0:10.91	1:09.38 [6] (0:13.20)	0:56.18 [2] (0:10.91)	0:45.27 [5] (0:11.17)	0:34.10 [7] (0:11.30)	0:22.80 [8] (0:10.98)	0:11.82 [7] (0:11.82)	2.81L	0:34.10	+7			
7	3 <b>BITCOIN BABY</b> Kyle Wilson-Taylor	11	70.3	0:10.66	1:09.38 [7] (0:13.28)	0:56.10 [4] (0:10.66)	0:45.44 [3] (0:11.13)	0:34.31 [4] (0:11.22)	0:23.09 [5] (0:11.11)	0:11.98 [5] (0:11.98)	2.83L	0:34.31	+5			
8	12 <b>STRIKING PLAINS</b> Jaden Lloyd	10	67.9	0:10.88	1:09.51 [8] (0:14.20)	0:55.31 [12] (0:10.88)	0:44.43 [12] (0:10.95)	0:33.48 [12] (0:10.89)	0:22.59 [12] (0:10.95)	0:11.64 [12] (0:11.64)	3.63L	0:33.48	+1			
9	5 <b>HE KNOWS</b> Georgina Cartwright	9	67.6	0:10.77	1:09.52 [9] (0:14.15)	0:55.37 [11] (0:10.83)	0:44.54 [11] (0:10.77)	0:33.77 [11] (0:10.98)	0:22.79 [11] (0:10.99)	0:11.80 [9] (0:11.80)	3.66L	0:33.77	+1			
10	2 <b>AMERICAN PRESIDENT</b> Angela Jones	3	69.3	0:10.79	1:09.70 [10] (0:13.43)	0:56.27 [6] (0:10.79)	0:45.48 [6] (0:11.08)	0:34.40 [8] (0:11.25)	0:23.15 [7] (0:11.18)	0:11.97 [10] (0:11.97)	4.74L	0:34.40	+11			

Scratched: Uncle Bud (#13)

[ ] Ranking at each section and finish  
 -:-:- No data available at this section  
 NA No data available

SCN Saddle cloth number  
 DNF Did not finish  
 DNT Did not track



**Doomben QLD Professional**  
**Race 8: LADBROKE IT! Class 4 Handicap - 1200m**  
**20 September 2023 - 16:38**



Track Rating: Good 3, Weather: Overcast, Rail Position: +9.5m Entire Course

Section		Overall	1000m	800m	600m	400m	200m	Last 600m					
Field Times		1:08.90 (0:13.11)	0:55.79 (0:10.50)	0:45.29 (0:11.14)	0:34.15 (0:11.20)	0:22.95 (0:11.12)	0:11.83 (0:11.83)	0:34.15					
Rank	TAB Horse/Jockey	Barrier	Top Speed [km/h]	Fastest Section								Margin	Distance Travelled [m]
11	9 QUACKERY Bailey Wheeler	5	68.9 800m	0:10.80 800m	1:09.73 [11] (0:13.49)	0:56.24 [7] (0:10.82)	0:45.42 [7] (0:10.80)	0:34.62 [5] (0:11.09)	0:23.53 [3] (0:11.15)	0:12.38 [4] (0:12.38)	4.92L	0:34.62	+6
12	11 SADDLE BOY Dan McGillivray	7	68.0 Overall	0:10.82 1000m	1:09.92 [12] (0:13.62)	0:56.30 [8] (0:10.82)	0:45.48 [9] (0:10.99)	0:34.49 [9] (0:11.23)	0:23.26 [9] (0:11.12)	0:12.14 [11] (0:12.14)	6.04L	0:34.49	+6

Scratched: Uncle Bud (#13)

[ ] Ranking at each section and finish  
 -:-:-:- No data available at this section  
 NA No data available

SCN Saddle cloth number  
 DNF Did not finish  
 DNT Did not track



Horse/Jockey Name	Beaux Rumble
Final Rank	1
Fastest Section Time (Section)	0:10.50 (1000m)
Top Speed [km/h] (Section)	72.0 (Overall)
Race State	Finished



Doomben QLD Professional

Race 8: LADBROKE IT! Class 4 Handicap - 1200m

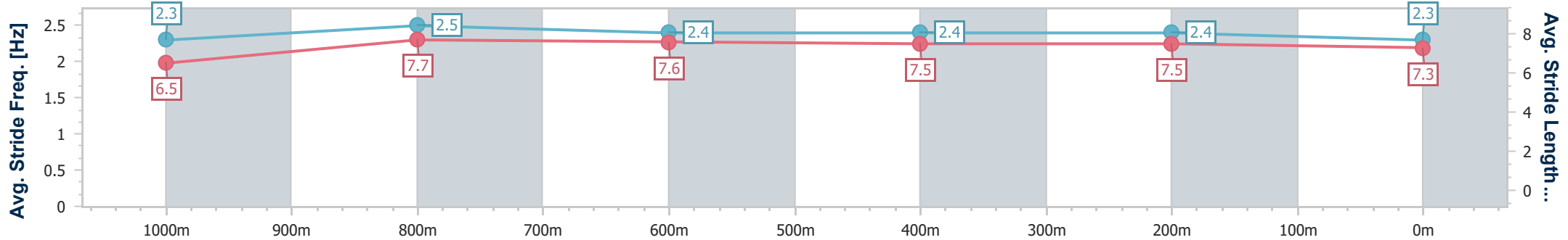
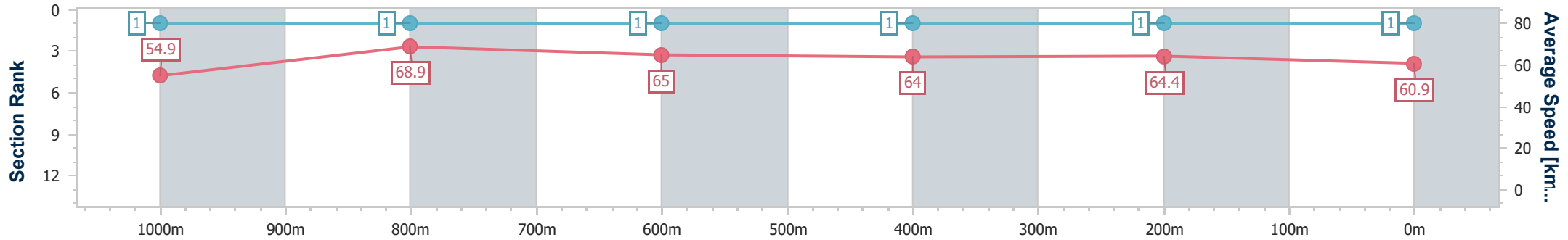
20 September 2023 - 16:38

Track Rating: Good 3, Weather: Overcast, Rail Position: +9.5m Entire Course



BRISBANE RACING CLUB

Section	Overall	1000m	800m	600m	400m	200m
Section Times	1:08.90 [1] (0:13.11)	0:55.79 [1] (0:10.50)	0:45.29 [1] (0:11.14)	0:34.15 [1] (0:11.20)	0:22.95 [1] (0:11.12)	0:11.83 [1] (0:11.83)
Average Speed [km/h]	54.9	68.9	65.0	64.0	64.4	60.9
Top Speed [km/h]	72.0	71.9	67.4	65.7	65.9	64.2
Avg. Dist. to Rail [m]	5.2	1.4	1.1	1.1	2.2	1.7
Avg. Stride Freq. [Hz]	2.3	2.5	2.4	2.4	2.4	2.3
Avg. Stride Length [m]	6.5	7.7	7.6	7.5	7.5	7.3



- [ ] Ranking at each section and finish
- .-.- No data available at this section
- NA No data available



Horse/Jockey Name	Storm The Fortress
Final Rank	2
Fastest Section Time (Section)	0:10.61 (1000m)
Top Speed [km/h] (Section)	68.9 (1000m)
Race State	Finished



Doomben QLD Professional

Race 8: LADBROKE IT! Class 4 Handicap - 1200m

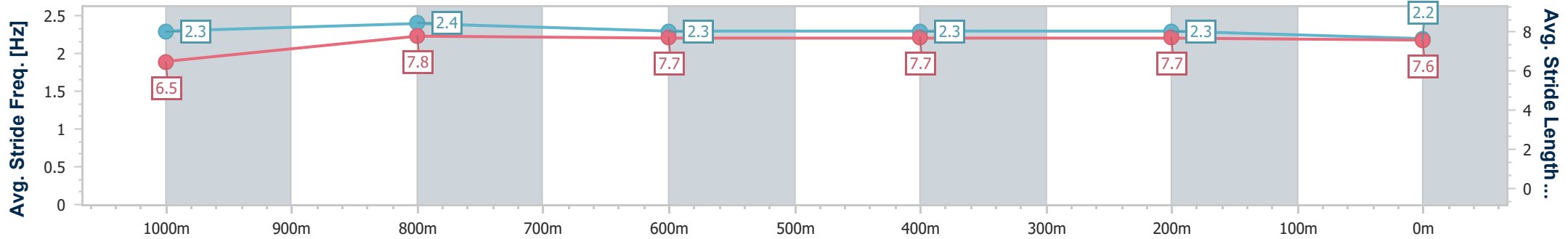
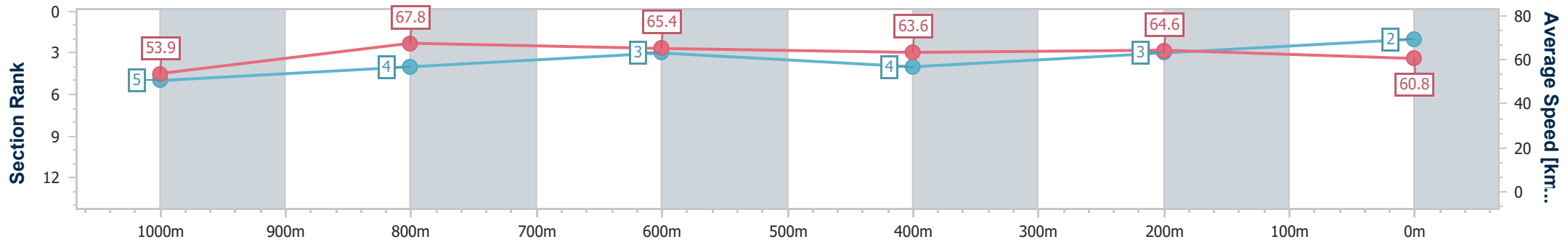
20 September 2023 - 16:38

Track Rating: Good 3, Weather: Overcast, Rail Position: +9.5m Entire Course



BRISBANE RACING CLUB

Section	Overall	1000m	800m	600m	400m	200m
Section Times	1:09.13 [2] (0:13.36)	0:55.77 [5] (0:10.61)	0:45.16 [4] (0:11.00)	0:34.16 [3] (0:11.24)	0:22.92 [4] (0:11.11)	0:11.81 [3] (0:11.81)
Average Speed [km/h]	53.9	67.8	65.4	63.6	64.6	60.8
Top Speed [km/h]	68.5	68.9	68.8	64.8	66.2	63.7
Avg. Dist. to Rail [m]	0.4	0.3	0.3	1.1	1.2	1.1
Avg. Stride Freq. [Hz]	2.3	2.4	2.3	2.3	2.3	2.2
Avg. Stride Length [m]	6.5	7.8	7.7	7.7	7.7	7.6



- [ ] Ranking at each section and finish
- .-.- No data available at this section
- NA No data available



Horse/Jockey Name	Uncle Russ
Final Rank	3
Fastest Section Time (Section)	0:10.68 (1000m)
Top Speed [km/h] (Section)	68.7 (1000m)
Race State	Finished



Doomben QLD Professional

Race 8: LADBROKE IT! Class 4 Handicap - 1200m

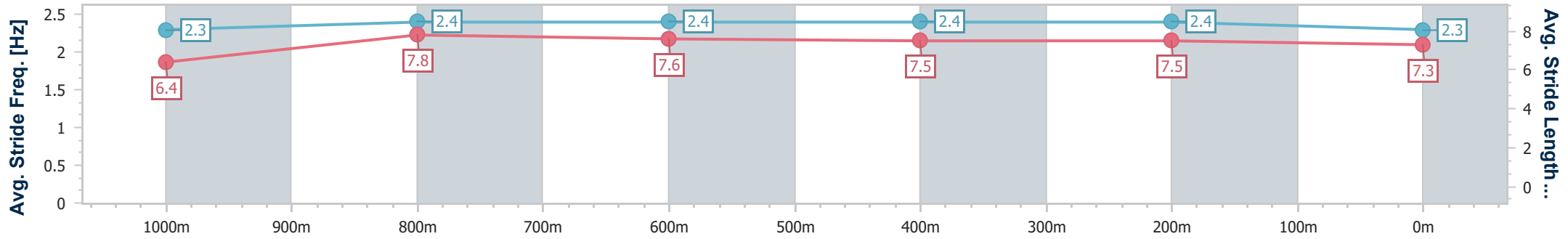
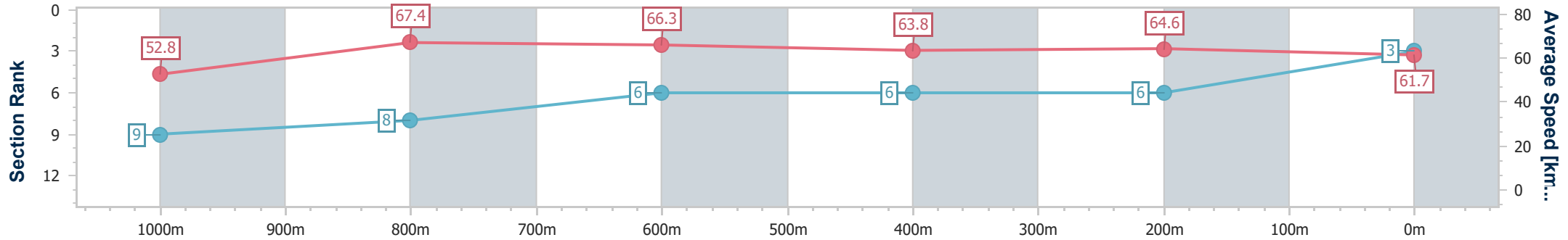
20 September 2023 - 16:38

Track Rating: Good 3, Weather: Overcast, Rail Position: +9.5m Entire Course



BRISBANE RACING CLUB

Section	Overall	1000m	800m	600m	400m	200m
Section Times	1:09.16 [3] (0:13.65)	0:55.51 [9] (0:10.68)	0:44.83 [8] (0:10.84)	0:33.99 [6] (0:11.21)	0:22.78 [6] (0:11.09)	0:11.69 [6] (0:11.69)
Average Speed [km/h]	52.8	67.4	66.3	63.8	64.6	61.7
Top Speed [km/h]	67.5	68.7	68.4	64.4	65.4	64.9
Avg. Dist. to Rail [m]	2.6	0.3	0.4	1.0	1.1	0.3
Avg. Stride Freq. [Hz]	2.3	2.4	2.4	2.4	2.4	2.3
Avg. Stride Length [m]	6.4	7.8	7.6	7.5	7.5	7.3



- [ ] Ranking at each section and finish
- .-.- No data available at this section
- NA No data available



Horse/Jockey Name	Outburst
Final Rank	4
Fastest Section Time (Section)	0:10.86 (1000m)
Top Speed [km/h] (Section)	67.0 (1000m)
Race State	Finished



Doomben QLD Professional

Race 8: LADBROKE IT! Class 4 Handicap - 1200m

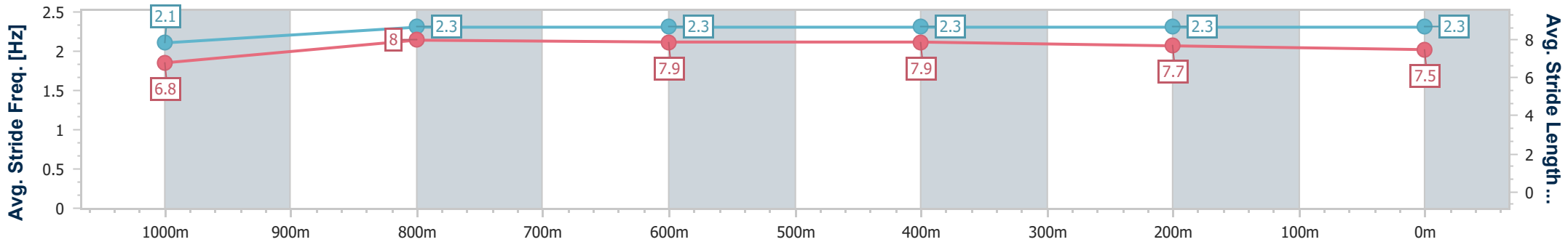
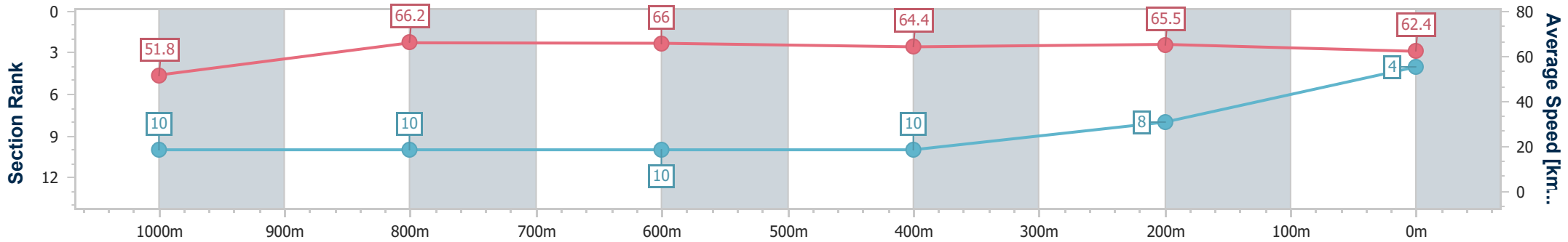
20 September 2023 - 16:38

Track Rating: Good 3, Weather: Overcast, Rail Position: +9.5m Entire Course



BRISBANE RACING CLUB

Section	Overall	1000m	800m	600m	400m	200m
Section Times	1:09.19 [4] (0:13.88)	0:55.31 [10] (0:10.86)	0:44.45 [10] (0:10.91)	0:33.54 [10] (0:11.07)	0:22.47 [10] (0:10.92)	0:11.55 [8] (0:11.55)
Average Speed [km/h]	51.8	66.2	66.0	64.4	65.5	62.4
Top Speed [km/h]	65.3	67.0	67.0	65.1	66.5	65.0
Avg. Dist. to Rail [m]	1.0	0.3	0.3	1.9	2.3	0.5
Avg. Stride Freq. [Hz]	2.1	2.3	2.3	2.3	2.3	2.3
Avg. Stride Length [m]	6.8	8.0	7.9	7.9	7.7	7.5



- [ ] Ranking at each section and finish
- .-.- No data available at this section
- NA No data available



Horse/Jockey Name	Moreton Bay
Final Rank	5
Fastest Section Time (Section)	0:10.54 (1000m)
Top Speed [km/h] (Section)	70.2 (1000m)
Race State	Finished



Doomben QLD Professional

Race 8: LADBROKE IT! Class 4 Handicap - 1200m

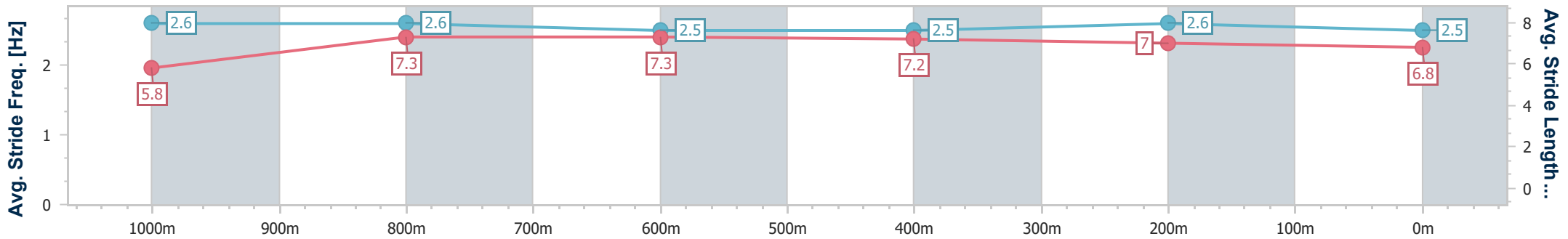
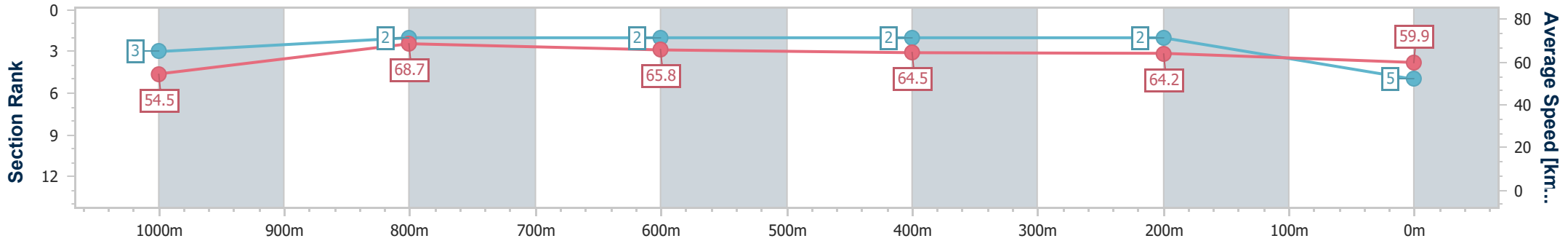
20 September 2023 - 16:38

Track Rating: Good 3, Weather: Overcast, Rail Position: +9.5m  
Entire Course



BRISBANE RACING CLUB

Section	Overall	1000m	800m	600m	400m	200m
Section Times	1:09.22 [5] (0:13.24)	0:55.98 [3] (0:10.54)	0:45.44 [2] (0:11.00)	0:34.44 [2] (0:11.21)	0:23.23 [2] (0:11.21)	0:12.02 [2] (0:12.02)
Average Speed [km/h]	54.5	68.7	65.8	64.5	64.2	59.9
Top Speed [km/h]	70.0	70.2	67.3	65.8	65.3	62.5
Avg. Dist. to Rail [m]	8.8	2.5	1.2	0.6	1.9	2.4
Avg. Stride Freq. [Hz]	2.6	2.6	2.5	2.5	2.6	2.5
Avg. Stride Length [m]	5.8	7.3	7.3	7.2	7.0	6.8



- [ ] Ranking at each section and finish
- .-.-.- No data available at this section
- NA No data available



Horse/Jockey Name	My Snow Queen
Final Rank	6
Fastest Section Time (Section)	0:10.91 (1000m)
Top Speed [km/h] (Section)	69.0 (1000m)
Race State	Finished



Doomben QLD Professional

Race 8: LADBROKE IT! Class 4 Handicap - 1200m

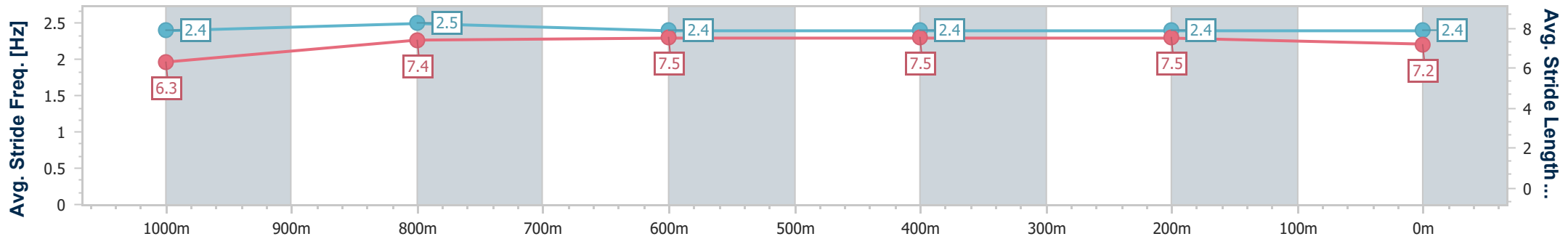
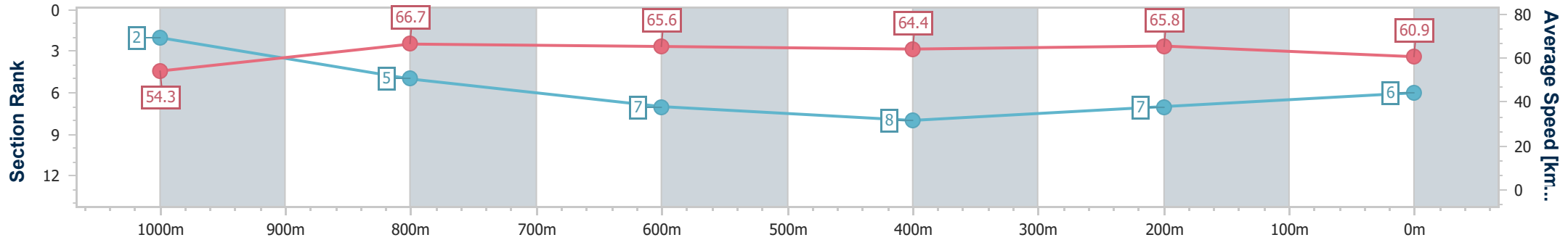
20 September 2023 - 16:38

Track Rating: Good 3, Weather: Overcast, Rail Position: +9.5m Entire Course



BRISBANE RACING CLUB

Section	Overall	1000m	800m	600m	400m	200m
Section Times	1:09.38 [6] (0:13.20)	0:56.18 [2] (0:10.91)	0:45.27 [5] (0:11.17)	0:34.10 [7] (0:11.30)	0:22.80 [8] (0:10.98)	0:11.82 [7] (0:11.82)
Average Speed [km/h]	54.3	66.7	65.6	64.4	65.8	60.9
Top Speed [km/h]	69.0	69.0	67.9	65.5	66.9	65.0
Avg. Dist. to Rail [m]	3.5	2.0	3.6	2.0	1.8	2.9
Avg. Stride Freq. [Hz]	2.4	2.5	2.4	2.4	2.4	2.4
Avg. Stride Length [m]	6.3	7.4	7.5	7.5	7.5	7.2



- [ ] Ranking at each section and finish
- .-.- No data available at this section
- NA No data available





Horse/Jockey Name	Bitcoin Baby
Final Rank	7
Fastest Section Time (Section)	0:10.66 (1000m)
Top Speed [km/h] (Section)	70.3 (1000m)
Race State	Finished



Doomben QLD Professional

Race 8: LADBROKE IT! Class 4 Handicap - 1200m

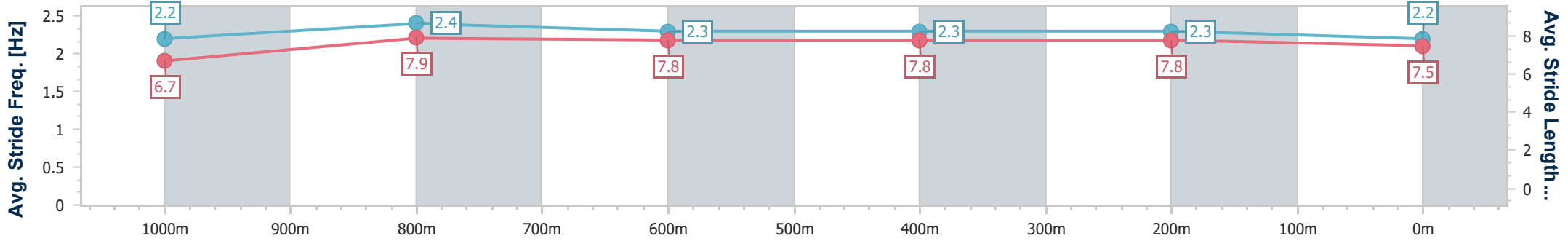
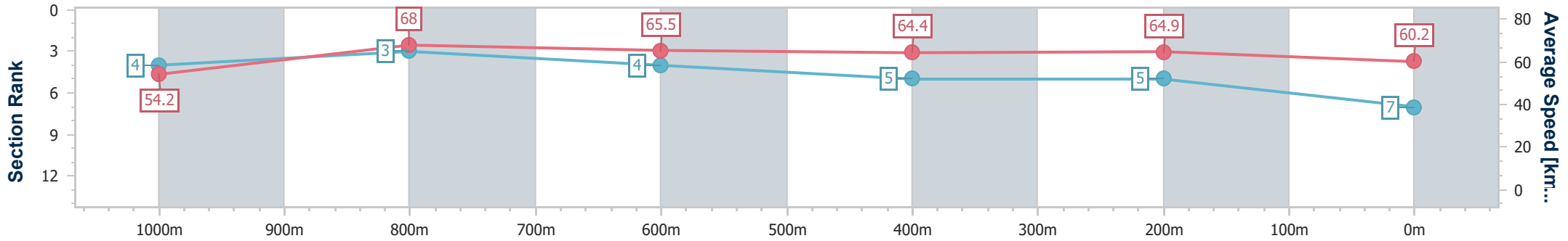
20 September 2023 - 16:38

Track Rating: Good 3, Weather: Overcast, Rail Position: +9.5m Entire Course



BRISBANE RACING CLUB

Section	Overall	1000m	800m	600m	400m	200m
Section Times	1:09.38 [7] (0:13.28)	0:56.10 [4] (0:10.66)	0:45.44 [3] (0:11.13)	0:34.31 [4] (0:11.22)	0:23.09 [5] (0:11.11)	0:11.98 [5] (0:11.98)
Average Speed [km/h]	54.2	68.0	65.5	64.4	64.9	60.2
Top Speed [km/h]	68.4	70.3	67.2	65.3	66.1	63.5
Avg. Dist. to Rail [m]	7.4	2.5	2.4	0.8	2.3	3.9
Avg. Stride Freq. [Hz]	2.2	2.4	2.3	2.3	2.3	2.2
Avg. Stride Length [m]	6.7	7.9	7.8	7.8	7.8	7.5



- [ ] Ranking at each section and finish
- .-.- No data available at this section
- NA No data available



Horse/Jockey Name	Striking Plains
Final Rank	8
Fastest Section Time (Section)	0:10.88 (1000m)
Top Speed [km/h] (Section)	67.9 (1000m)
Race State	Finished



Doomben QLD Professional

Race 8: LADBROKE IT! Class 4 Handicap - 1200m

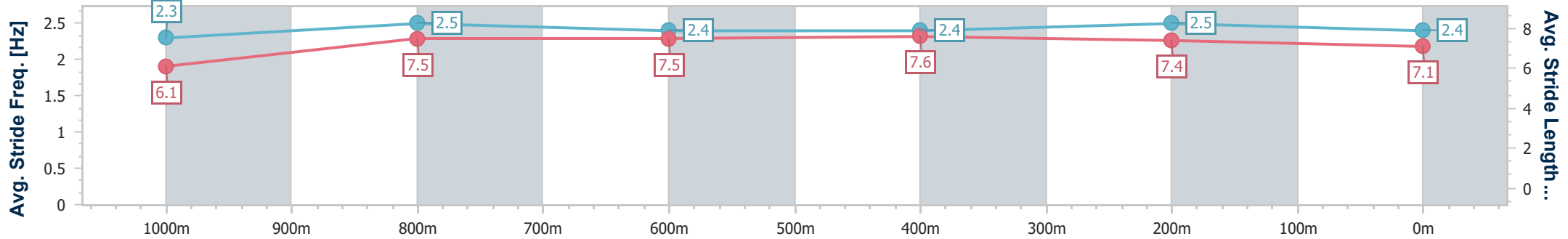
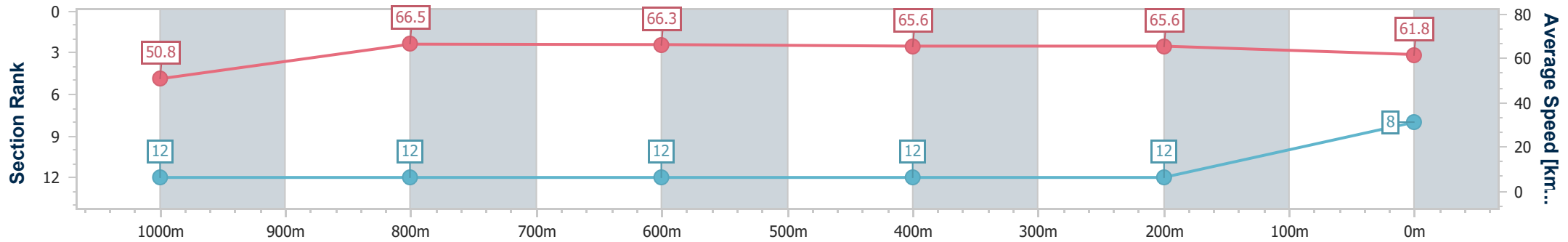
20 September 2023 - 16:38

Track Rating: Good 3, Weather: Overcast, Rail Position: +9.5m Entire Course



BRISBANE RACING CLUB

Section	Overall	1000m	800m	600m	400m	200m
Section Times	1:09.51 [8] (0:14.20)	0:55.31 [12] (0:10.88)	0:44.43 [12] (0:10.95)	0:33.48 [12] (0:10.89)	0:22.59 [12] (0:10.95)	0:11.64 [12] (0:11.64)
Average Speed [km/h]	50.8	66.5	66.3	65.6	65.6	61.8
Top Speed [km/h]	67.5	67.9	67.2	67.8	66.7	66.3
Avg. Dist. to Rail [m]	6.2	2.0	1.3	1.5	1.2	3.7
Avg. Stride Freq. [Hz]	2.3	2.5	2.4	2.4	2.5	2.4
Avg. Stride Length [m]	6.1	7.5	7.5	7.6	7.4	7.1



- [ ] Ranking at each section and finish
- .-.- No data available at this section
- NA No data available



Horse/Jockey Name	He Knows
Final Rank	9
Fastest Section Time (Section)	0:10.77 (800m)
Top Speed [km/h] (Section)	67.6 (800m)
Race State	Finished



Doomben QLD Professional

Race 8: LADBROKE IT! Class 4 Handicap - 1200m

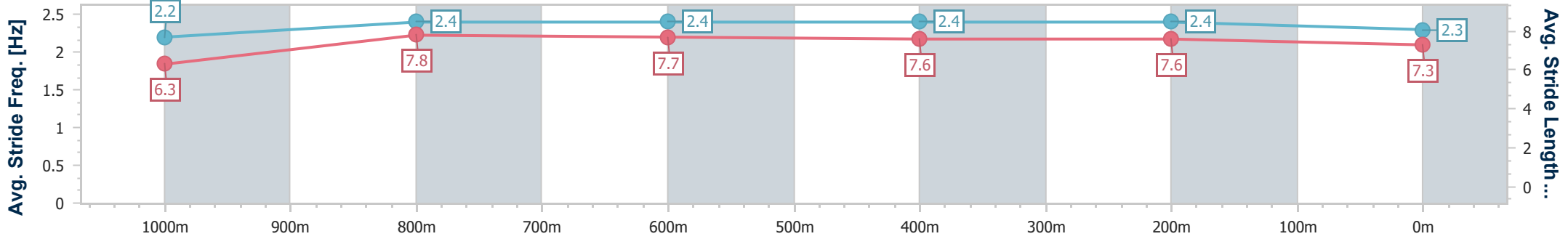
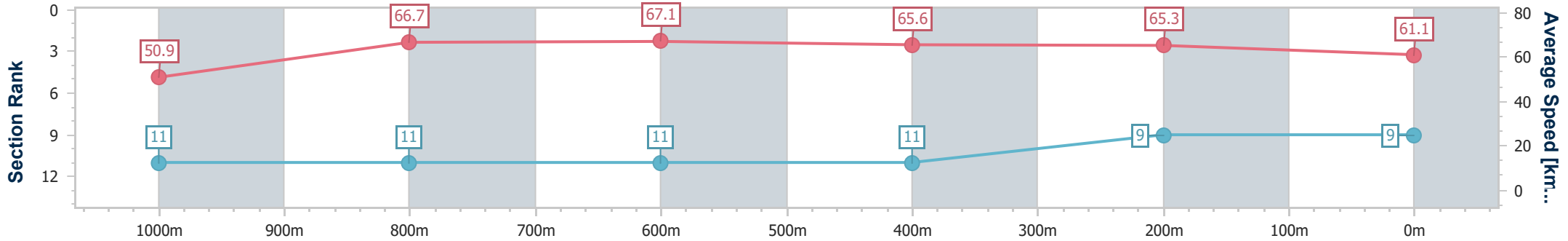
20 September 2023 - 16:38

Track Rating: Good 3, Weather: Overcast, Rail Position: +9.5m  
Entire Course



BRISBANE RACING CLUB

Section	Overall	1000m	800m	600m	400m	200m
Section Times	1:09.52 [9] (0:14.15)	0:55.37 [11] (0:10.83)	0:44.54 [11] (0:10.77)	0:33.77 [11] (0:10.98)	0:22.79 [11] (0:10.99)	0:11.80 [9] (0:11.80)
Average Speed [km/h]	50.9	66.7	67.1	65.6	65.3	61.1
Top Speed [km/h]	66.1	67.4	67.6	67.2	66.3	63.8
Avg. Dist. to Rail [m]	3.9	0.8	1.0	0.7	1.6	4.4
Avg. Stride Freq. [Hz]	2.2	2.4	2.4	2.4	2.4	2.3
Avg. Stride Length [m]	6.3	7.8	7.7	7.6	7.6	7.3



- [ ] Ranking at each section and finish
- .-.- No data available at this section
- NA No data available



Horse/Jockey Name	American President
Final Rank	10
Fastest Section Time (Section)	0:10.79 (1000m)
Top Speed [km/h] (Section)	69.3 (800m)
Race State	Finished



Doomben QLD Professional

Race 8: LADBROKE IT! Class 4 Handicap - 1200m

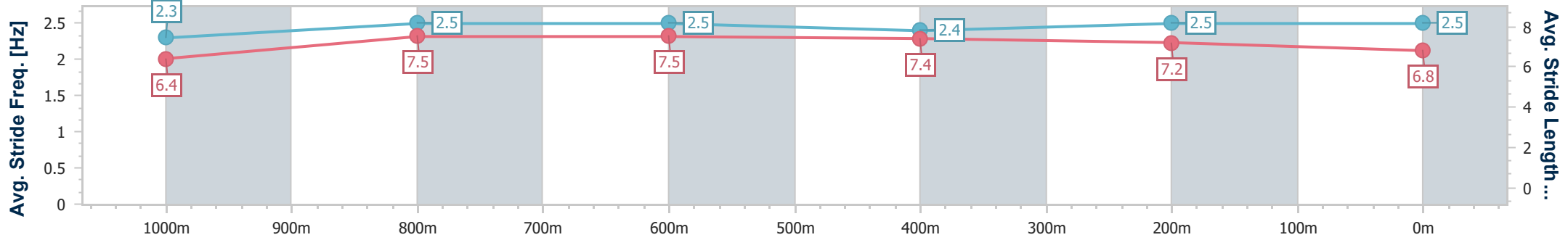
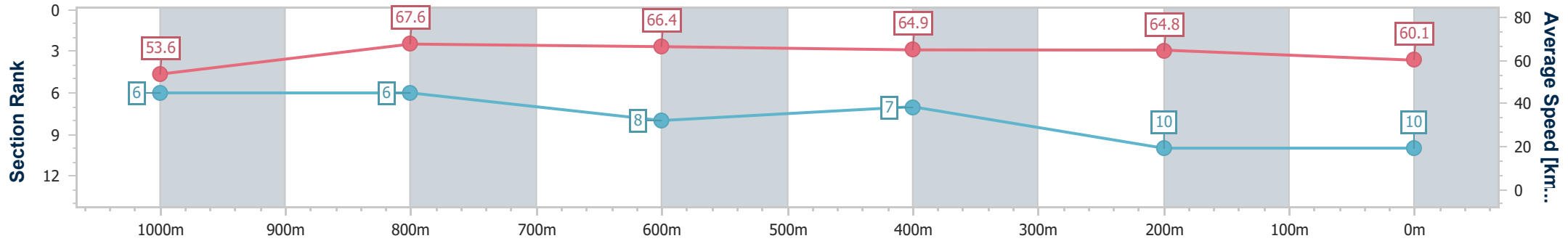
20 September 2023 - 16:38

Track Rating: Good 3, Weather: Overcast, Rail Position: +9.5m Entire Course



BRISBANE RACING CLUB

Section	Overall	1000m	800m	600m	400m	200m
Section Times	1:09.70 [10] (0:13.43)	0:56.27 [6] (0:10.79)	0:45.48 [6] (0:11.08)	0:34.40 [8] (0:11.25)	0:23.15 [7] (0:11.18)	0:11.97 [10] (0:11.97)
Average Speed [km/h]	53.6	67.6	66.4	64.9	64.8	60.1
Top Speed [km/h]	68.4	69.3	69.3	66.5	66.2	62.7
Avg. Dist. to Rail [m]	2.0	3.7	4.4	2.7	4.6	9.8
Avg. Stride Freq. [Hz]	2.3	2.5	2.5	2.4	2.5	2.5
Avg. Stride Length [m]	6.4	7.5	7.5	7.4	7.2	6.8



- [ ] Ranking at each section and finish
- .-.- No data available at this section
- NA No data available



Horse/Jockey Name	Quackery
Final Rank	11
Fastest Section Time (Section)	0:10.80 (800m)
Top Speed [km/h] (Section)	68.9 (800m)
Race State	Finished



Doomben QLD Professional

Race 8: LADBROKE IT! Class 4 Handicap - 1200m

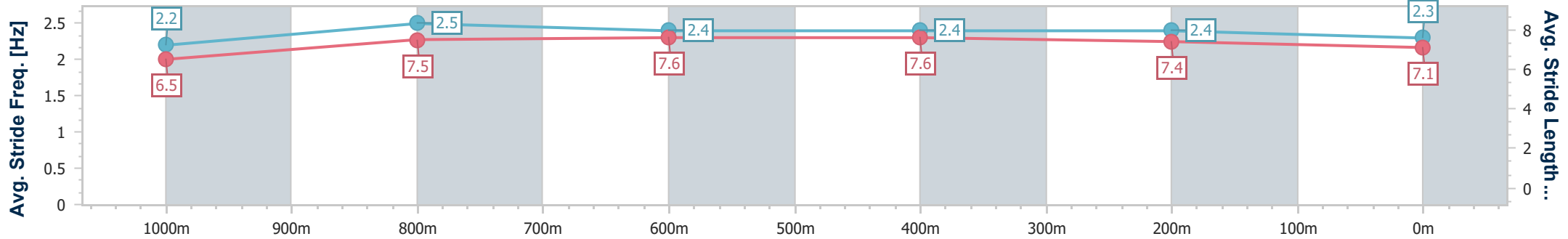
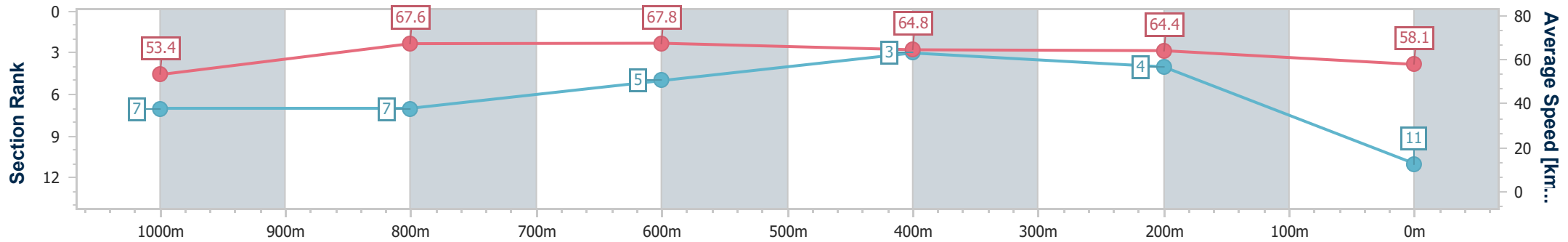
20 September 2023 - 16:38

Track Rating: Good 3, Weather: Overcast, Rail Position: +9.5m Entire Course



BRISBANE RACING CLUB

Section	Overall	1000m	800m	600m	400m	200m
Section Times	1:09.73 [11] (0:13.49)	0:56.24 [7] (0:10.82)	0:45.42 [7] (0:10.80)	0:34.62 [5] (0:11.09)	0:23.53 [3] (0:11.15)	0:12.38 [4] (0:12.38)
Average Speed [km/h]	53.4	67.6	67.8	64.8	64.4	58.1
Top Speed [km/h]	68.5	68.9	68.9	66.5	66.7	63.2
Avg. Dist. to Rail [m]	3.9	4.4	3.2	0.8	1.3	2.9
Avg. Stride Freq. [Hz]	2.2	2.5	2.4	2.4	2.4	2.3
Avg. Stride Length [m]	6.5	7.5	7.6	7.6	7.4	7.1



- [ ] Ranking at each section and finish
- .-.- No data available at this section
- NA No data available



Horse/Jockey Name	Saddle Boy
Final Rank	12
Fastest Section Time (Section)	0:10.82 (1000m)
Top Speed [km/h] (Section)	68.0 (Overall)
Race State	Finished



Doomben QLD Professional

Race 8: LADBROKE IT! Class 4 Handicap - 1200m

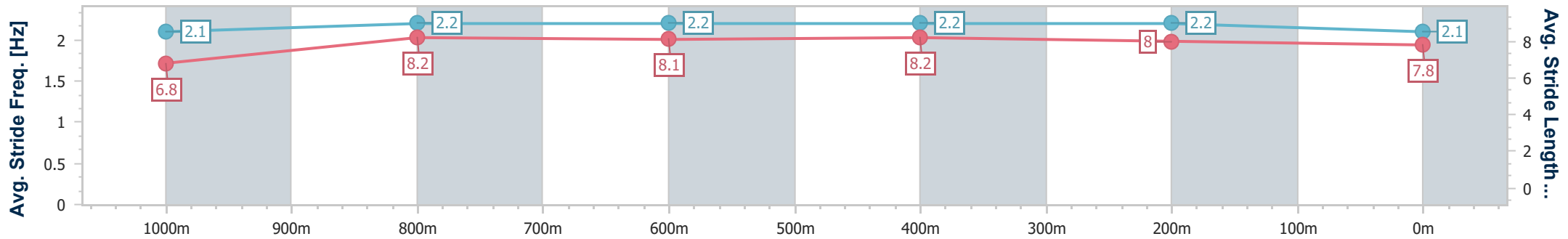
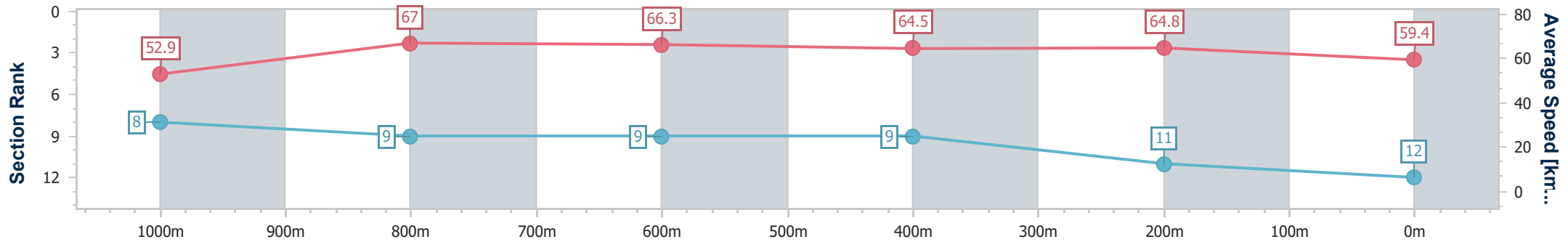
20 September 2023 - 16:38

Track Rating: Good 3, Weather: Overcast, Rail Position: +9.5m Entire Course



BRISBANE RACING CLUB

Section	Overall	1000m	800m	600m	400m	200m
Section Times	1:09.92 [12] (0:13.62)	0:56.30 [8] (0:10.82)	0:45.48 [9] (0:10.99)	0:34.49 [9] (0:11.23)	0:23.26 [9] (0:11.12)	0:12.14 [11] (0:12.14)
Average Speed [km/h]	52.9	67.0	66.3	64.5	64.8	59.4
Top Speed [km/h]	68.0	67.9	67.4	65.1	66.1	63.3
Avg. Dist. to Rail [m]	4.7	3.1	2.2	1.3	3.3	8.1
Avg. Stride Freq. [Hz]	2.1	2.2	2.2	2.2	2.2	2.1
Avg. Stride Length [m]	6.8	8.2	8.1	8.2	8.0	7.8



- [ ] Ranking at each section and finish
- .-.- No data available at this section
- NA No data available