



Doomben QLD Professional

Race 5: SKY RACING QTIS Three-Year-Old Handicap - 1200m

11 November 2023 - 14:40



BRISBANE
RACING CLUB

Track Rating: Soft 5, Weather: Fine, Rail Position: +2m Entire

Section		Field Times											
		Overall	1000m	800m	600m	400m	200m	Last 600m					
		1:10.34 (0:13.13)	0:57.21 (0:11.41)	0:45.80 (0:11.96)	0:33.84 (0:11.77)	0:22.07 (0:10.86)	0:11.21 (0:11.21)	0:33.84					
Rank	TAB Horse/Jockey	Barrier	Top Speed [km/h]	Fastest Section								Margin	Distance Travelled [m]
1	5 GOLDEN DECADE Ryan Maloney	3	69.0 400m	0:10.73 400m	1:10.34 [1] (0:13.36)	0:56.98 [4] (0:11.50)	0:45.48 [4] (0:11.82)	0:33.66 [4] (0:11.84)	0:21.82 [4] (0:10.73)	0:11.09 [3] (0:11.09)	1:10.34	0:33.66	
2	7 ADDRIEL Damien Thornton	5	68.1 400m	0:10.83 400m	1:10.34 [2] (0:13.33)	0:57.01 [3] (0:11.28)	0:45.73 [2] (0:11.92)	0:33.81 [2] (0:11.77)	0:22.04 [2] (0:10.83)	0:11.21 [1] (0:11.21)	0.01L	0:33.81	-2
3	6 FINE SHOT Justin Stanley	8	68.3 400m	0:10.65 400m	1:10.50 [3] (0:13.84)	0:56.66 [8] (0:11.49)	0:45.17 [7] (0:11.79)	0:33.38 [7] (0:11.67)	0:21.71 [7] (0:10.65)	0:11.06 [5] (0:11.06)	0.95L	0:33.38	-12
4	9 OBEROI PRINCESS Kyle Wilson-Taylor	7	66.6 400m	0:10.96 400m	1:10.65 [4] (0:13.13)	0:57.52 [1] (0:11.41)	0:46.11 [1] (0:11.96)	0:34.15 [1] (0:11.77)	0:22.38 [1] (0:10.96)	0:11.42 [2] (0:11.42)	1.82L	0:34.15	-6
5	4 VICTORY WIN Bailey Wheeler	4	67.9 400m	0:10.90 400m	1:10.67 [5] (0:13.59)	0:57.08 [6] (0:11.51)	0:45.57 [5] (0:11.77)	0:33.80 [5] (0:11.72)	0:22.08 [5] (0:10.90)	0:11.18 [6] (0:11.18)	1.93L	0:33.80	-10
6	2 TRIFLING Michael Rodd	2	70.5 400m	0:10.78 400m	1:10.82 [6] (0:13.55)	0:57.27 [5] (0:11.60)	0:45.67 [6] (0:11.93)	0:33.74 [6] (0:11.69)	0:22.05 [6] (0:10.78)	0:11.27 [7] (0:11.27)	2.81L	0:33.74	-1
7	8 WITHIN REASON Jim Byrne	6	68.7 400m	0:10.81 400m	1:11.09 [7] (0:13.71)	0:57.38 [7] (0:11.62)	0:45.76 [8] (0:11.85)	0:33.91 [8] (0:11.77)	0:22.14 [8] (0:10.81)	0:11.33 [8] (0:11.33)	4.42L	0:33.91	-3
8	3 ROTHGO Georgina Cartwright	1	67.1 400m	0:10.97 400m	1:11.13 [8] (0:13.32)	0:57.81 [2] (0:11.48)	0:46.33 [3] (0:11.84)	0:34.49 [3] (0:11.82)	0:22.67 [3] (0:10.97)	0:11.70 [4] (0:11.70)	4.62L	0:34.49	-9

Scratched: Abounding (#1)

[] Ranking at each section and finish
 -:-:- No data available at this section
 NA No data available

SCN Saddle cloth number
 DNF Did not finish
 DNT Did not track



Horse/Jockey Name	Golden Decade
Final Rank	1
Fastest Section Time (Section)	0:10.73 (400m)
Top Speed [km/h] (Section)	69.0 (400m)
Race State	Finished

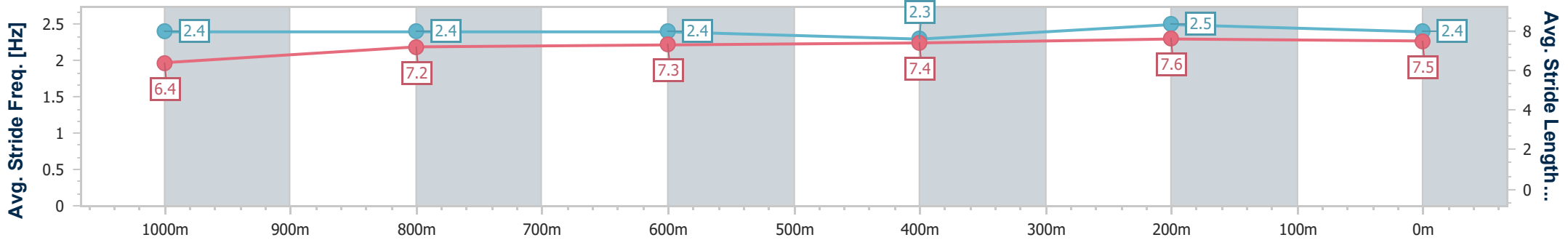
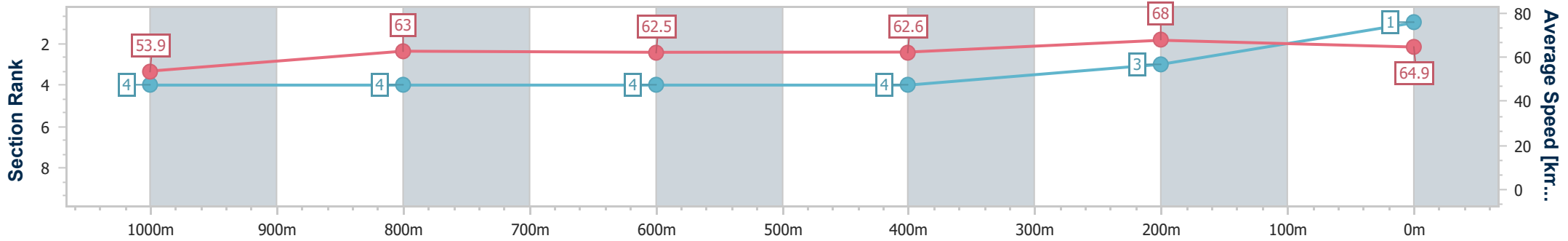


Doomben QLD Professional
Race 5: SKY RACING QTIS Three-Year-Old Handicap - 1200m
 11 November 2023 - 14:40
 Track Rating: Soft 5, Weather: Fine, Rail Position: +2m Entire



BRISBANE
RACING CLUB

Section	Overall	1000m	800m	600m	400m	200m
Section Times	1:10.34 [1] (0:13.36)	0:56.98 [4] (0:11.50)	0:45.48 [4] (0:11.82)	0:33.66 [4] (0:11.84)	0:21.82 [4] (0:10.73)	0:11.09 [3] (0:11.09)
Average Speed [km/h]	53.9	63.0	62.5	62.6	68.0	64.9
Top Speed [km/h]	63.8	64.8	63.9	64.3	69.0	68.5
Avg. Dist. to Rail [m]	4.0	2.5	4.4	5.4	6.1	6.9
Avg. Stride Freq. [Hz]	2.4	2.4	2.4	2.3	2.5	2.4
Avg. Stride Length [m]	6.4	7.2	7.3	7.4	7.6	7.5



- [] Ranking at each section and finish
- .-.- No data available at this section
- NA No data available



Horse/Jockey Name	Adriël
Final Rank	2
Fastest Section Time (Section)	0:10.83 (400m)
Top Speed [km/h] (Section)	68.1 (400m)
Race State	Finished

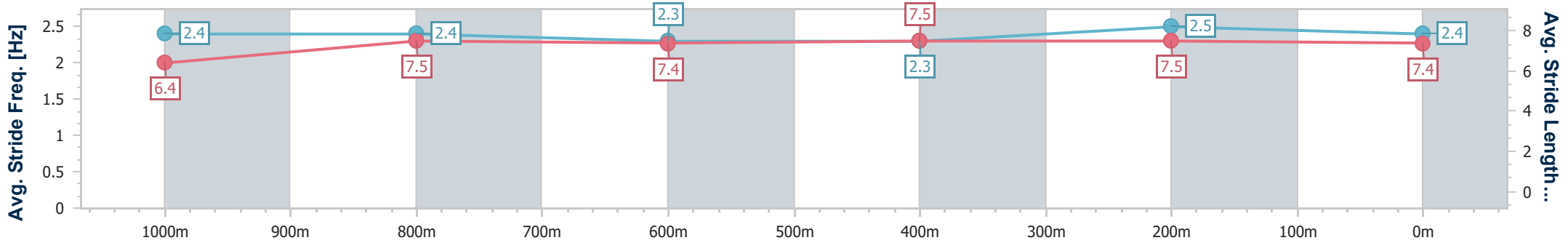
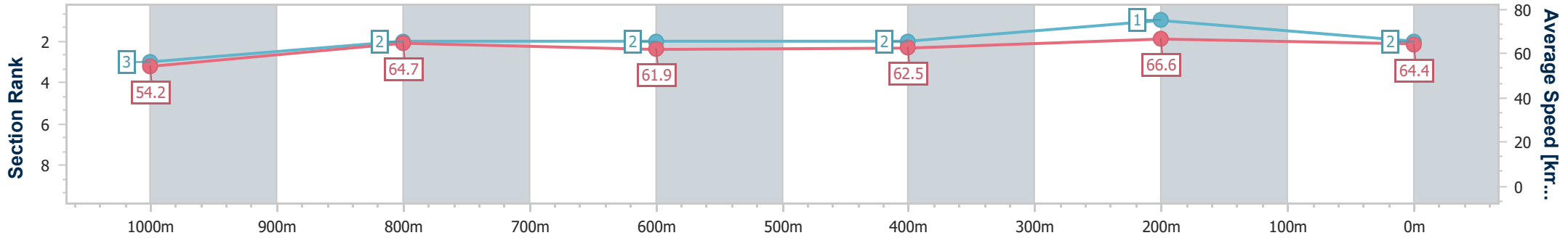


Doomben QLD Professional
Race 5: SKY RACING QTIS Three-Year-Old Handicap - 1200m
 11 November 2023 - 14:40
 Track Rating: Soft 5, Weather: Fine, Rail Position: +2m Entire



BRISBANE
RACING CLUB

Section	Overall	1000m	800m	600m	400m	200m
Section Times	1:10.34 [2] (0:13.33)	0:57.01 [3] (0:11.28)	0:45.73 [2] (0:11.92)	0:33.81 [2] (0:11.77)	0:22.04 [2] (0:10.83)	0:11.21 [1] (0:11.21)
Average Speed [km/h]	54.2	64.7	61.9	62.5	66.6	64.4
Top Speed [km/h]	63.6	65.9	63.9	63.4	68.1	67.2
Avg. Dist. to Rail [m]	5.2	5.3	5.0	3.5	3.6	5.5
Avg. Stride Freq. [Hz]	2.4	2.4	2.3	2.3	2.5	2.4
Avg. Stride Length [m]	6.4	7.5	7.4	7.5	7.5	7.4



- [] Ranking at each section and finish
- .-.- No data available at this section
- NA No data available



Horse/Jockey Name	Fine Shot
Final Rank	3
Fastest Section Time (Section)	0:10.65 (400m)
Top Speed [km/h] (Section)	68.3 (400m)
Race State	Finished

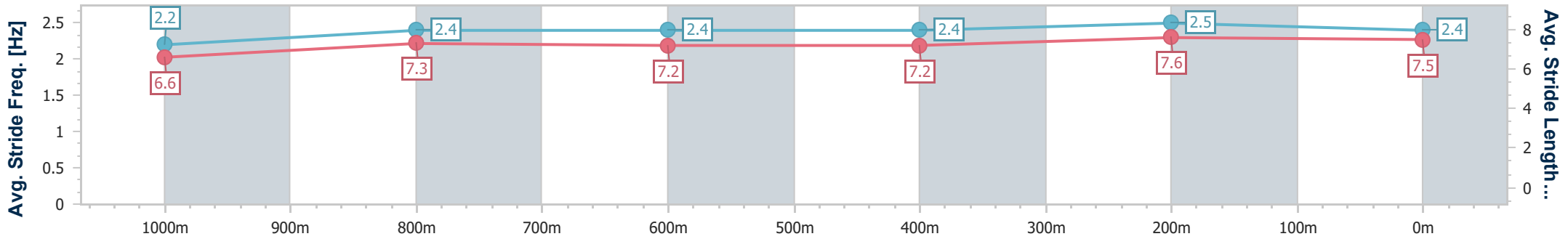
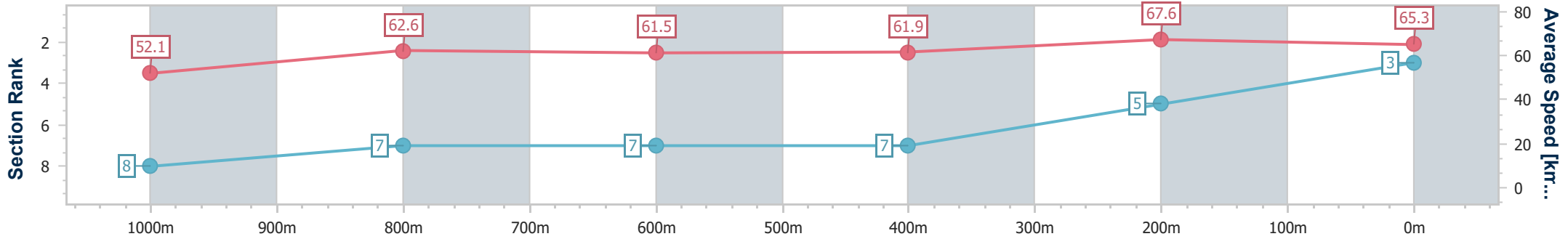


Doomben QLD Professional
Race 5: SKY RACING QTIS Three-Year-Old Handicap - 1200m
 11 November 2023 - 14:40
 Track Rating: Soft 5, Weather: Fine, Rail Position: +2m Entire



BRISBANE
RACING CLUB

Section	Overall	1000m	800m	600m	400m	200m
Section Times	1:10.50 [3] (0:13.84)	0:56.66 [8] (0:11.49)	0:45.17 [7] (0:11.79)	0:33.38 [7] (0:11.67)	0:21.71 [7] (0:10.65)	0:11.06 [5]
Average Speed [km/h]	52.1	62.6	61.5	61.9	67.6	65.3
Top Speed [km/h]	66.1	65.8	63.2	65.7	68.3	67.7
Avg. Dist. to Rail [m]	5.1	1.3	1.3	0.7	0.5	3.0
Avg. Stride Freq. [Hz]	2.2	2.4	2.4	2.4	2.5	2.4
Avg. Stride Length [m]	6.6	7.3	7.2	7.2	7.6	7.5



- [] Ranking at each section and finish
- .-.- No data available at this section
- NA No data available



Horse/Jockey Name	Oberoi Princess
Final Rank	4
Fastest Section Time (Section)	0:10.96 (400m)
Top Speed [km/h] (Section)	66.6 (400m)
Race State	Finished

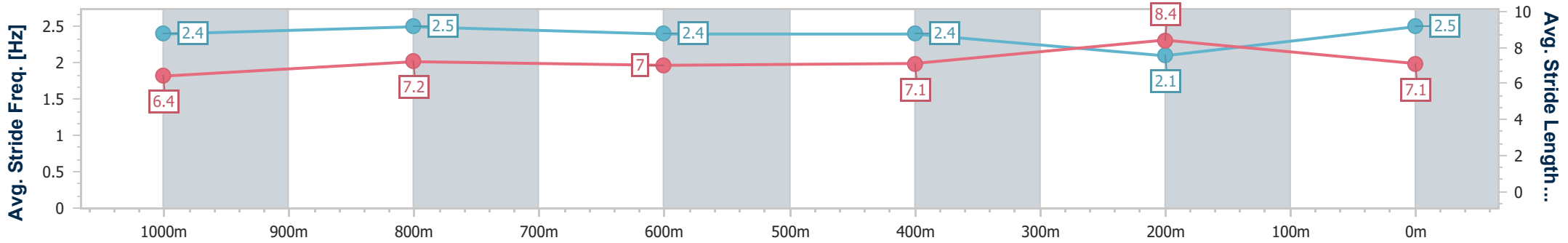
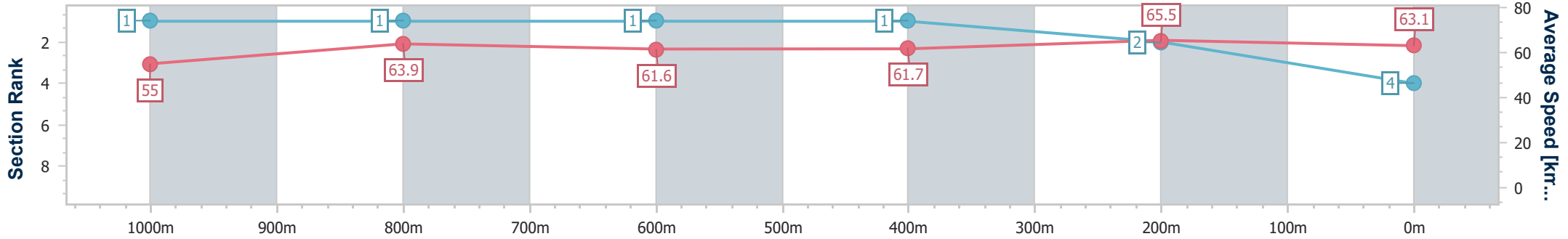


Doomben QLD Professional
Race 5: SKY RACING QTIS Three-Year-Old Handicap - 1200m
 11 November 2023 - 14:40
 Track Rating: Soft 5, Weather: Fine, Rail Position: +2m Entire



BRISBANE
 RACING CLUB

Section	Overall	1000m	800m	600m	400m	200m
Section Times	1:10.65 [4] (0:13.13)	0:57.52 [1] (0:11.41)	0:46.11 [1] (0:11.96)	0:34.15 [1] (0:11.77)	0:22.38 [1] (0:10.96)	0:11.42 [2] (0:11.42)
Average Speed [km/h]	55.0	63.9	61.6	61.7	65.5	63.1
Top Speed [km/h]	65.4	65.7	62.3	62.8	66.6	66.2
Avg. Dist. to Rail [m]	7.5	5.2	4.4	1.4	0.6	1.8
Avg. Stride Freq. [Hz]	2.4	2.5	2.4	2.4	2.1	2.5
Avg. Stride Length [m]	6.4	7.2	7.0	7.1	8.4	7.1



- [] Ranking at each section and finish
- .-.- No data available at this section
- NA No data available



Horse/Jockey Name	Victory Win
Final Rank	5
Fastest Section Time (Section)	0:10.90 (400m)
Top Speed [km/h] (Section)	67.9 (400m)
Race State	Finished

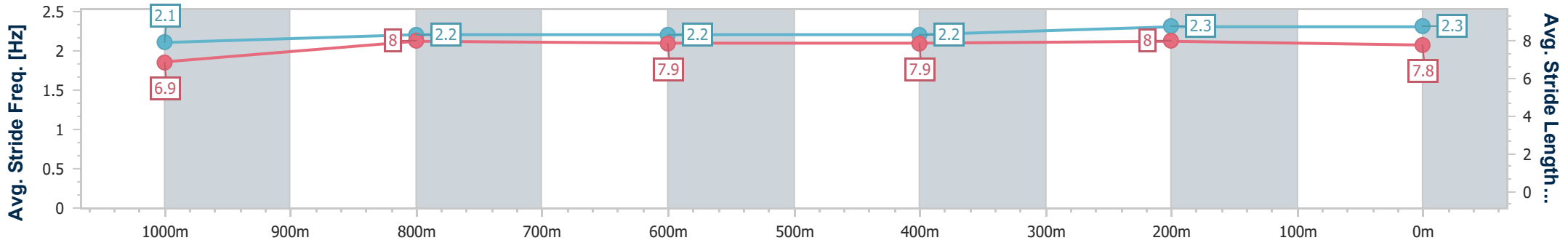
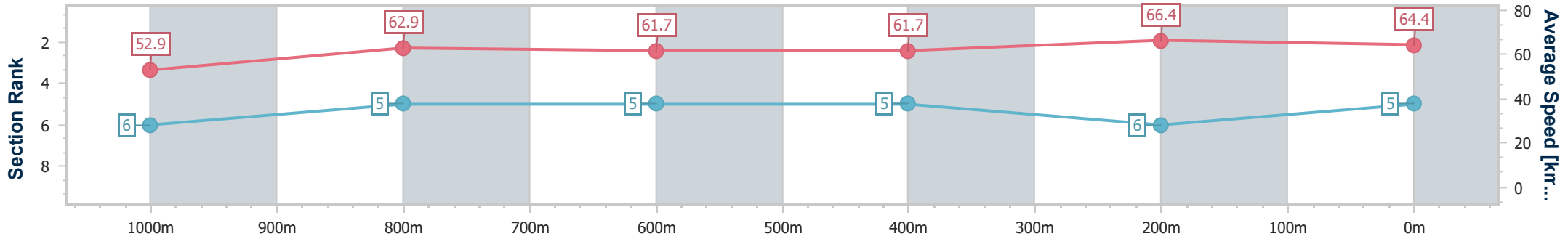


Doomben QLD Professional
Race 5: SKY RACING QTIS Three-Year-Old Handicap - 1200m
 11 November 2023 - 14:40
 Track Rating: Soft 5, Weather: Fine, Rail Position: +2m Entire



BRISBANE
RACING CLUB

Section	Overall	1000m	800m	600m	400m	200m
Section Times	1:10.67 [5] (0:13.59)	0:57.08 [6] (0:11.51)	0:45.57 [5] (0:11.77)	0:33.80 [5] (0:11.72)	0:22.08 [5] (0:10.90)	0:11.18 [6] (0:11.18)
Average Speed [km/h]	52.9	62.9	61.7	61.7	66.4	64.4
Top Speed [km/h]	65.0	64.3	63.3	63.4	67.9	67.1
Avg. Dist. to Rail [m]	3.7	2.0	1.5	1.4	4.2	6.8
Avg. Stride Freq. [Hz]	2.1	2.2	2.2	2.2	2.3	2.3
Avg. Stride Length [m]	6.9	8.0	7.9	7.9	8.0	7.8



- [] Ranking at each section and finish
- .-.- No data available at this section
- NA No data available



Horse/Jockey Name	Trifling
Final Rank	6
Fastest Section Time (Section)	0:10.78 (400m)
Top Speed [km/h] (Section)	70.5 (400m)
Race State	Finished

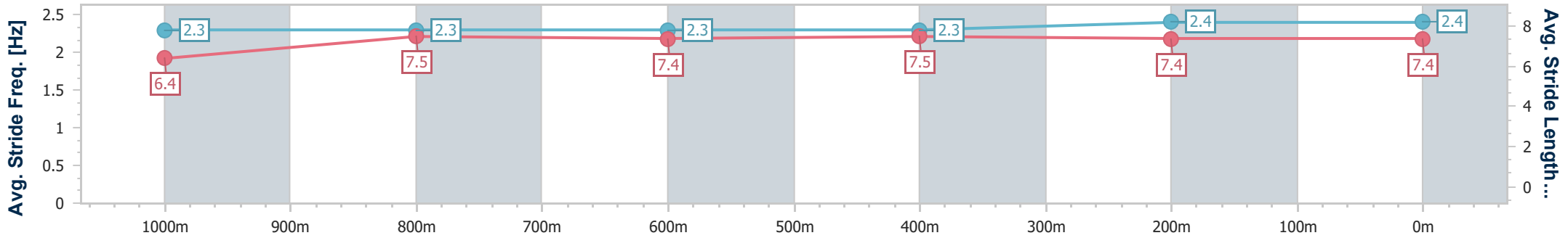
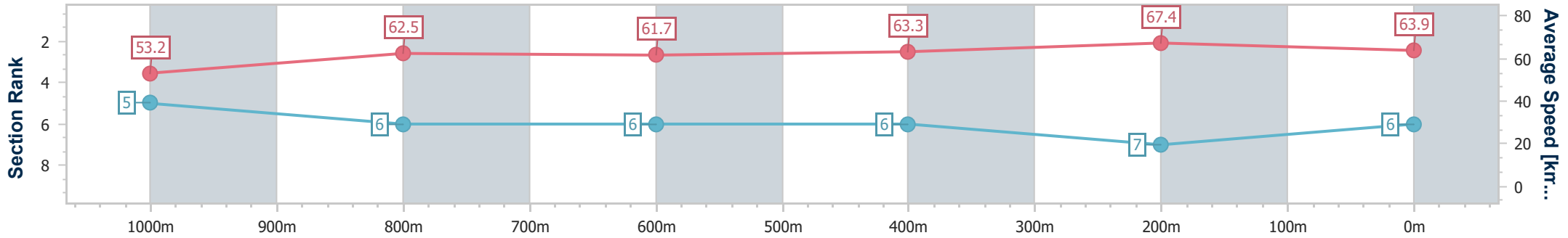


Doomben QLD Professional
Race 5: SKY RACING QTIS Three-Year-Old Handicap - 1200m
 11 November 2023 - 14:40
 Track Rating: Soft 5, Weather: Fine, Rail Position: +2m Entire



BRISBANE
RACING CLUB

Section	Overall	1000m	800m	600m	400m	200m
Section Times	1:10.82 [6] (0:13.55)	0:57.27 [5] (0:11.60)	0:45.67 [6] (0:11.93)	0:33.74 [6] (0:11.69)	0:22.05 [6] (0:10.78)	0:11.27 [7] (0:11.27)
Average Speed [km/h]	53.2	62.5	61.7	63.3	67.4	63.9
Top Speed [km/h]	63.8	64.6	62.6	65.4	70.5	67.5
Avg. Dist. to Rail [m]	4.0	3.7	4.5	4.7	7.1	9.7
Avg. Stride Freq. [Hz]	2.3	2.3	2.3	2.3	2.4	2.4
Avg. Stride Length [m]	6.4	7.5	7.4	7.5	7.4	7.4



- [] Ranking at each section and finish
- .-.- No data available at this section
- NA No data available



Horse/Jockey Name	Within Reason
Final Rank	7
Fastest Section Time (Section)	0:10.81 (400m)
Top Speed [km/h] (Section)	68.7 (400m)
Race State	Finished

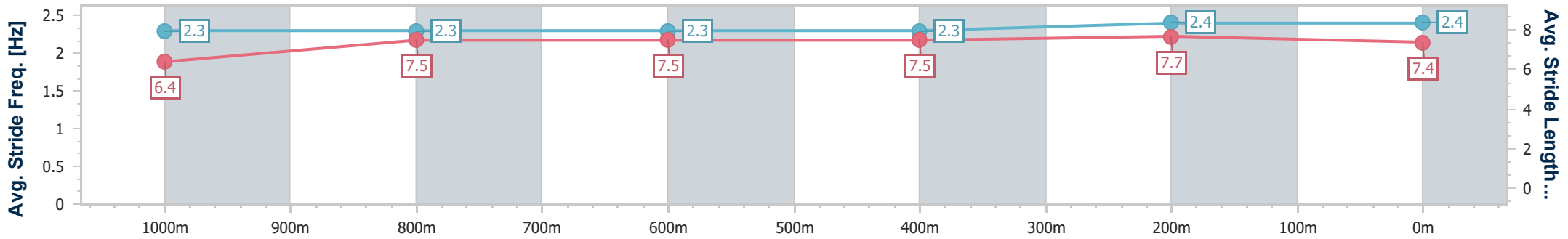
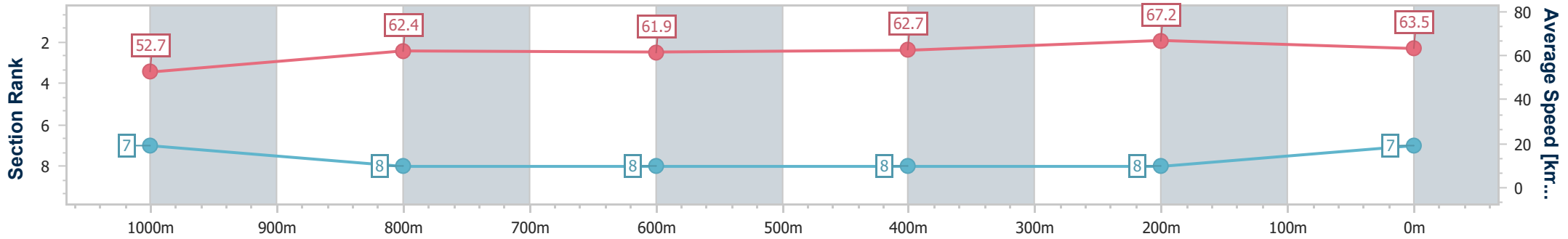


Doomben QLD Professional
Race 5: SKY RACING QTIS Three-Year-Old Handicap - 1200m
 11 November 2023 - 14:40
 Track Rating: Soft 5, Weather: Fine, Rail Position: +2m Entire



BRISBANE
 RACING CLUB

Section	Overall	1000m	800m	600m	400m	200m
Section Times	1:11.09 [7] (0:13.71)	0:57.38 [7] (0:11.62)	0:45.76 [8] (0:11.85)	0:33.91 [8] (0:11.77)	0:22.14 [8] (0:10.81)	0:11.33 [8] (0:11.33)
Average Speed [km/h]	52.7	62.4	61.9	62.7	67.2	63.5
Top Speed [km/h]	64.3	64.3	63.3	64.9	68.7	67.6
Avg. Dist. to Rail [m]	4.9	2.7	3.3	4.2	6.8	10.1
Avg. Stride Freq. [Hz]	2.3	2.3	2.3	2.3	2.4	2.4
Avg. Stride Length [m]	6.4	7.5	7.5	7.5	7.7	7.4



- [] Ranking at each section and finish
- .-.- No data available at this section
- NA No data available



Horse/Jockey Name	Rothgo
Final Rank	8
Fastest Section Time (Section)	0:10.97 (400m)
Top Speed [km/h] (Section)	67.1 (400m)
Race State	Finished

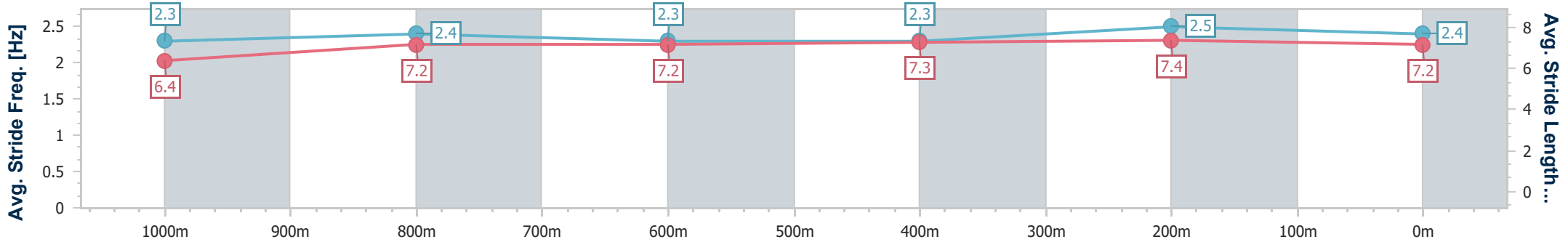
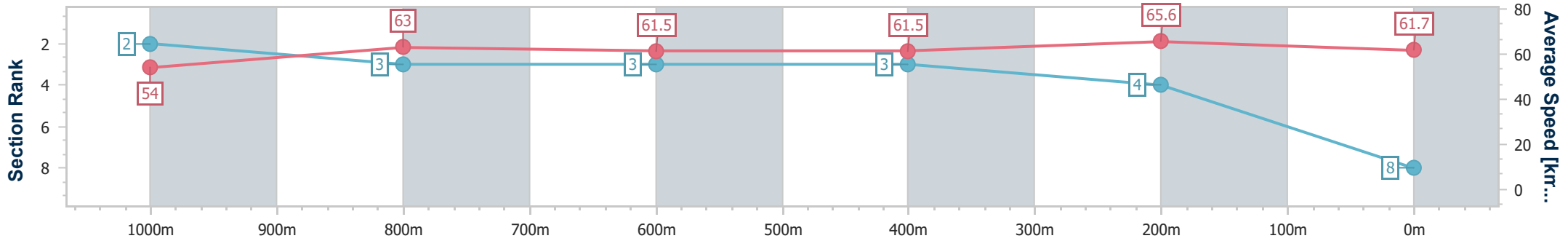


Doomben QLD Professional
Race 5: SKY RACING QTIS Three-Year-Old Handicap - 1200m
 11 November 2023 - 14:40
 Track Rating: Soft 5, Weather: Fine, Rail Position: +2m Entire



BRISBANE
RACING CLUB

Section	Overall	1000m	800m	600m	400m	200m
Section Times	1:11.13 [8] (0:13.32)	0:57.81 [2] (0:11.48)	0:46.33 [3] (0:11.84)	0:34.49 [3] (0:11.82)	0:22.67 [3] (0:10.97)	0:11.70 [4]
Average Speed [km/h]	54.0	63.0	61.5	61.5	65.6	61.7
Top Speed [km/h]	63.9	64.2	62.4	62.8	67.1	65.4
Avg. Dist. to Rail [m]	3.0	2.0	1.8	1.7	1.7	4.6
Avg. Stride Freq. [Hz]	2.3	2.4	2.3	2.3	2.5	2.4
Avg. Stride Length [m]	6.4	7.2	7.2	7.3	7.4	7.2



- [] Ranking at each section and finish
- .-.- No data available at this section
- NA No data available