



Doomben QLD Professional

Race 7: LADBROKES BLACKBOOK BENCHMARK 68 Handicap - 1200m

11 November 2023 - 15:58



BRISBANE
RACING CLUB

Track Rating: Soft 5, Weather: Fine, Rail Position: +2m Entire

Section		Overall							Last 600m				
Field Times		1:10.35	1000m	800m	600m	400m	200m	0:00.00					
		(0:13.12)	(0:10.75)	(0:11.44)	(0:11.50)	(0:11.52)	(0:12.02)						
Rank	TAB Horse/Jockey	Barrier	Top Speed [km/h]	Fastest Section	Margin	Margin	Margin	Margin	Distance Travelled [m]				
1	8 AMORE VELOCE Blake Spriggs	9	Data was not able to be tracked for this horse		-:--:--	-:--:--	-:--:--	-:--:--	1:09.71	-:--:--	----		
2	13 SABALENKA Mark Du Plessis	3	67.5 Overall	0:10.94 1000m	1:10.35 [2] (0:13.53)	0:56.82 [5] (0:10.94)	0:45.88 [5] (0:11.44)	0:34.44 [5] (0:11.48)	0:22.96 [5] (0:11.12)	0:11.84 [5] (0:11.84)	3.74L	0:34.44	--
3	9 BARISTASISTA Jim Byrne	6	67.6 1000m	0:10.99 1000m	1:10.42 [3] (0:13.43)	0:56.99 [4] (0:10.99)	0:46.00 [4] (0:11.44)	0:34.56 [4] (0:11.47)	0:23.09 [4] (0:11.16)	0:11.93 [3] (0:11.93)	4.16L	0:34.56	--
4	3 CAESARIS Ryan Maloney	1	67.5 1000m	0:10.90 1000m	1:10.45 [4] (0:13.31)	0:57.14 [3] (0:10.90)	0:46.24 [3] (0:11.46)	0:34.78 [3] (0:11.52)	0:23.26 [3] (0:11.14)	0:12.12 [1] (0:12.12)	4.34L	0:34.78	--
5	6 THUNDER MANIA Jaden Lloyd	7	66.3 Overall	0:11.08 400m	1:10.58 [5] (0:13.58)	0:57.00 [7] (0:11.22)	0:45.78 [7] (0:11.34)	0:34.44 [6] (0:11.43)	0:23.01 [6] (0:11.08)	0:11.93 [6] (0:11.93)	5.08L	0:34.44	--
6	10 DEEP TEMPEST Michael Rodd	11	67.4 Overall	0:11.10 400m	1:10.74 [6] (0:13.54)	0:57.20 [6] (0:11.16)	0:46.04 [6] (0:11.53)	0:34.51 [7] (0:11.45)	0:23.06 [8] (0:11.10)	0:11.96 [7] (0:11.96)	6.03L	0:34.51	--
7	15 DEEP FIRE Sean Cormack	10	67.7 1000m	0:10.92 1000m	1:10.85 [7] (0:13.25)	0:57.60 [2] (0:10.92)	0:46.68 [2] (0:11.47)	0:35.21 [2] (0:11.55)	0:23.66 [2] (0:11.31)	0:12.35 [4] (0:12.35)	6.68L	0:35.21	--
8	17 INDENTED HEAD Casey Waddell	13	65.7 400m	0:11.27 1000m	1:10.95 [8] (0:13.60)	0:57.35 [8] (0:11.27)	0:46.08 [8] (0:11.38)	0:34.70 [8] (0:11.34)	0:23.36 [7] (0:11.29)	0:12.07 [8] (0:12.07)	7.29L	0:34.70	--
9	12 GOOMERI Ben Thompson	2	68.8 1000m	0:10.75 1000m	1:11.51 [9] (0:13.12)	0:58.39 [1] (0:10.75)	0:47.64 [1] (0:11.44)	0:36.20 [1] (0:11.50)	0:24.70 [1] (0:11.66)	0:13.04 [2] (0:13.04)	10.59L	0:36.20	--

Scratched: The Kewess (#2), Midnight In Tokyo (#1), Latakia (#4), Moreton Bay (#5), Victory Win (#14), Orient's Secret (#7), Jump'n Fly (#16), Fighting Idol (#11), Bull Dimple Rum (#18)



Horse/Jockey Name	Sabalenka
Final Rank	2
Fastest Section Time (Section)	0:10.94 (1000m)
Top Speed [km/h] (Section)	67.5 (Overall)
Race State	Finished



Doomben QLD Professional
Race 7: LADBROKES BLACKBOOK BENCHMARK 68 Handicap
 - 1200m

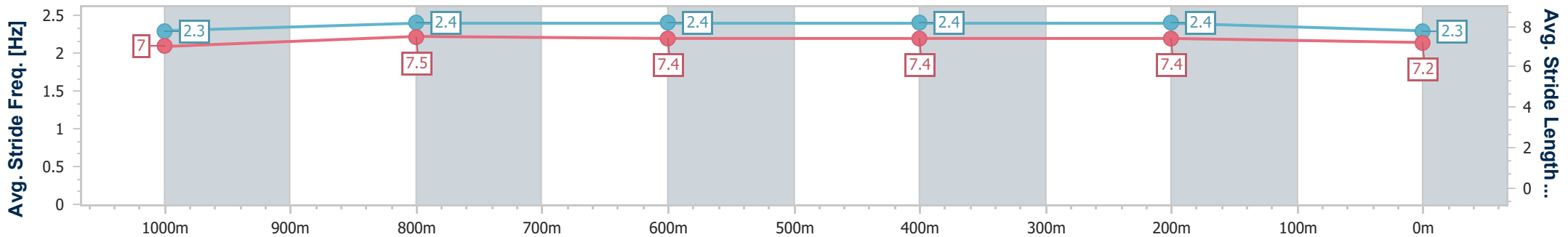
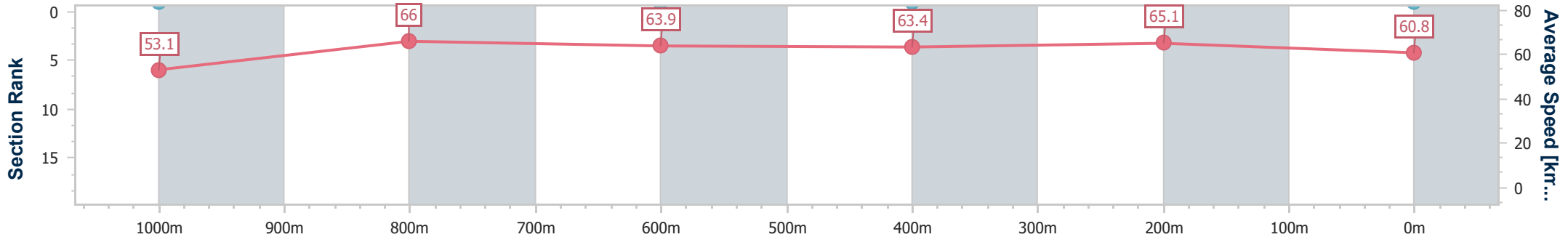


11 November 2023 - 15:58

BRISBANE
RACING CLUB

Track Rating: Soft 5, Weather: Fine, Rail Position: +2m Entire

Section	Overall	1000m	800m	600m	400m	200m
Section Times	1:10.35 [2] (0:13.53)	0:56.82 [5] (0:10.94)	0:45.88 [5] (0:11.44)	0:34.44 [5] (0:11.48)	0:22.96 [5] (0:11.12)	0:11.84 [5] (0:11.84)
Average Speed [km/h]	53.1	66.0	63.9	63.4	65.1	60.8
Top Speed [km/h]	67.5	67.3	65.2	65.4	66.8	64.0
Avg. Dist. to Rail [m]	2.6	1.5	2.5	2.6	1.7	1.8
Avg. Stride Freq. [Hz]	2.3	2.4	2.4	2.4	2.4	2.3
Avg. Stride Length [m]	7.0	7.5	7.4	7.4	7.4	7.2



- [] Ranking at each section and finish
- .-.- No data available at this section
- NA No data available



Horse/Jockey Name	Baristasista
Final Rank	3
Fastest Section Time (Section)	0:10.99 (1000m)
Top Speed [km/h] (Section)	67.6 (1000m)
Race State	Finished



Doomben QLD Professional
Race 7: LADBROKES BLACKBOOK BENCHMARK 68 Handicap
 - 1200m

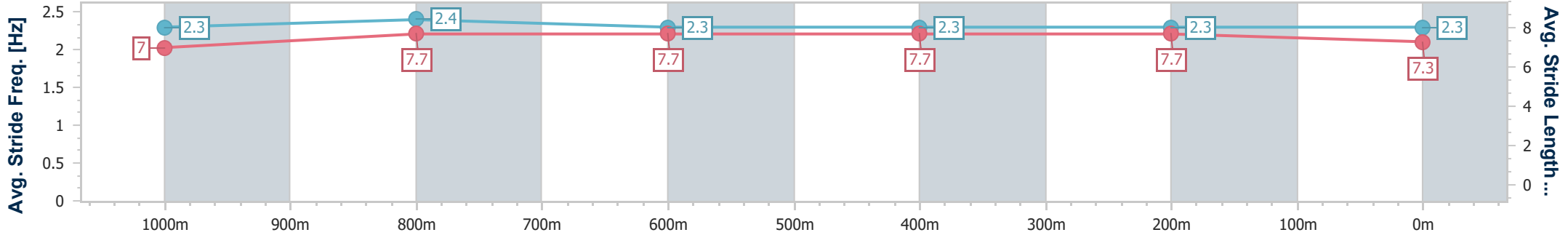
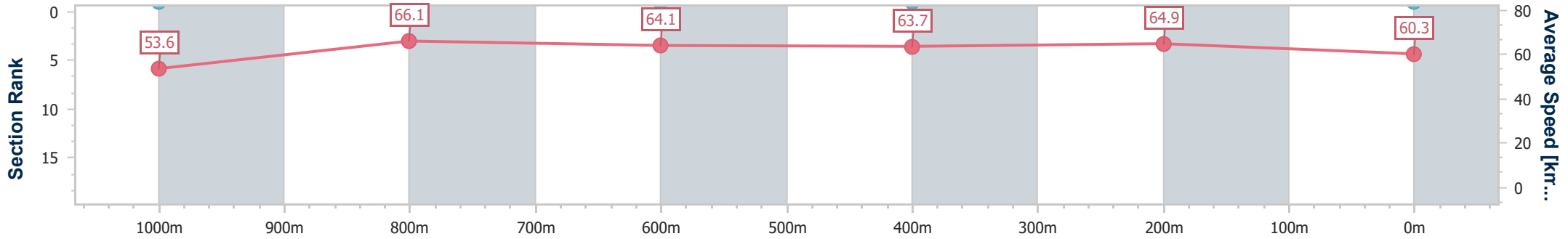


11 November 2023 - 15:58

BRISBANE
RACING CLUB

Track Rating: Soft 5, Weather: Fine, Rail Position: +2m Entire

Section	Overall	1000m	800m	600m	400m	200m
Section Times	1:10.42 [3] (0:13.43)	0:56.99 [4] (0:10.99)	0:46.00 [4] (0:11.44)	0:34.56 [4] (0:11.47)	0:23.09 [4] (0:11.16)	0:11.93 [3] (0:11.93)
Average Speed [km/h]	53.6	66.1	64.1	63.7	64.9	60.3
Top Speed [km/h]	66.5	67.6	65.1	64.8	66.6	63.4
Avg. Dist. to Rail [m]	4.0	3.3	3.3	2.4	4.8	7.4
Avg. Stride Freq. [Hz]	2.3	2.4	2.3	2.3	2.3	2.3
Avg. Stride Length [m]	7.0	7.7	7.7	7.7	7.7	7.3



- [] Ranking at each section and finish
- .-.- No data available at this section
- NA No data available



Horse/Jockey Name	Caesaris
Final Rank	4
Fastest Section Time (Section)	0:10.90 (1000m)
Top Speed [km/h] (Section)	67.5 (1000m)
Race State	Finished



Doomben QLD Professional
Race 7: LADBROKES BLACKBOOK BENCHMARK 68 Handicap
- 1200m

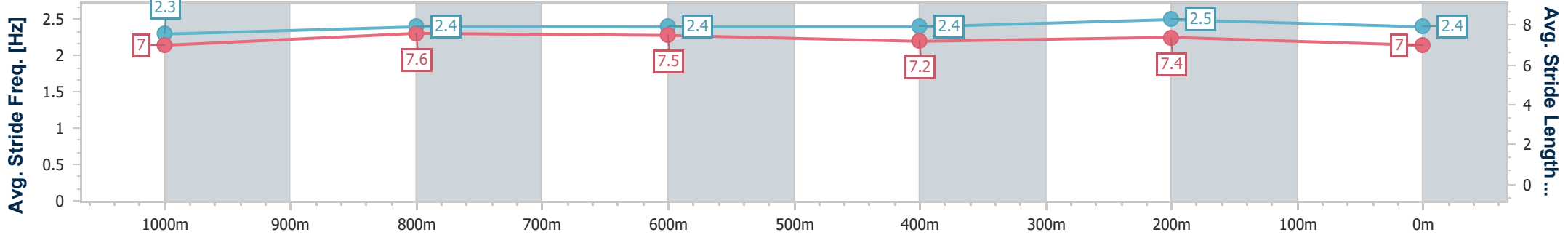
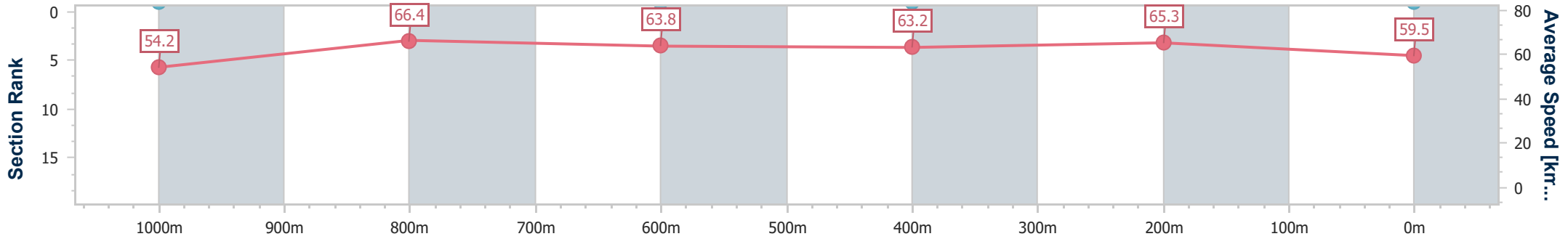


11 November 2023 - 15:58

Track Rating: Soft 5, Weather: Fine, Rail Position: +2m Entire

BRISBANE
RACING CLUB

Section	Overall	1000m	800m	600m	400m	200m
Section Times	1:10.45 [4] (0:13.31)	0:57.14 [3] (0:10.90)	0:46.24 [3] (0:11.46)	0:34.78 [3] (0:11.52)	0:23.26 [3] (0:11.14)	0:12.12 [1] (0:12.12)
Average Speed [km/h]	54.2	66.4	63.8	63.2	65.3	59.5
Top Speed [km/h]	66.6	67.5	65.0	64.6	66.3	63.6
Avg. Dist. to Rail [m]	2.9	2.0	3.2	2.5	6.5	7.6
Avg. Stride Freq. [Hz]	2.3	2.4	2.4	2.4	2.5	2.4
Avg. Stride Length [m]	7.0	7.6	7.5	7.2	7.4	7.0



- [] Ranking at each section and finish
- .-.- No data available at this section
- NA No data available



Horse/Jockey Name	Thunder Mania
Final Rank	5
Fastest Section Time (Section)	0:11.08 (400m)
Top Speed [km/h] (Section)	66.3 (Overall)
Race State	Finished



Doomben QLD Professional
Race 7: LADBROKES BLACKBOOK BENCHMARK 68 Handicap
 - 1200m

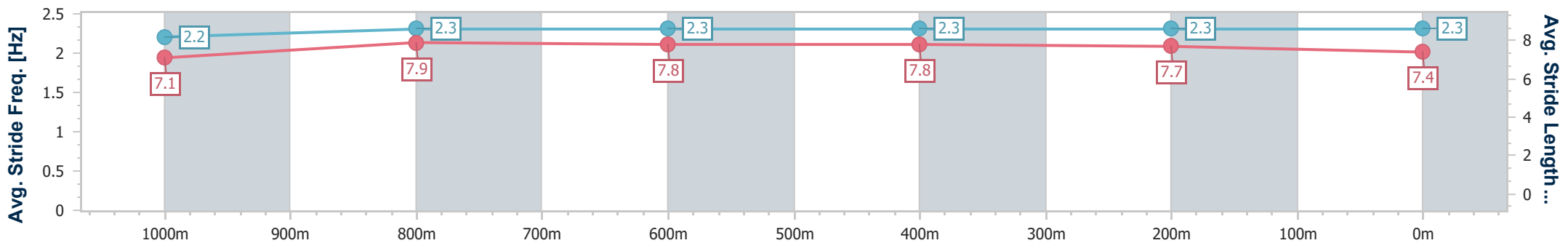
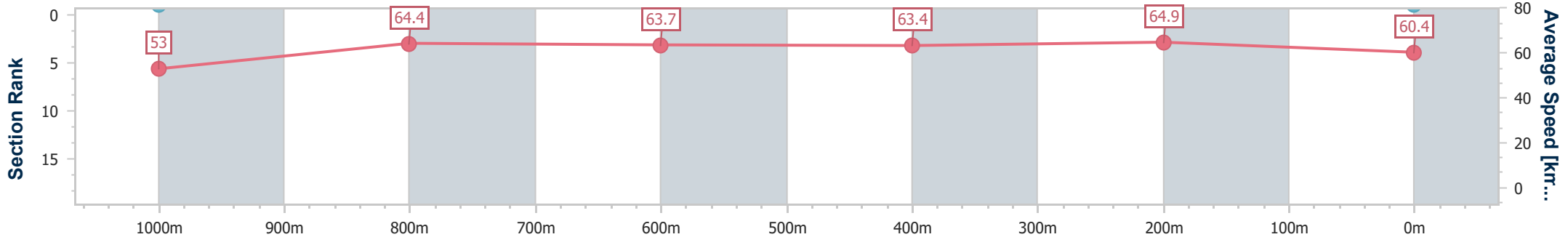


11 November 2023 - 15:58

BRISBANE
RACING CLUB

Track Rating: Soft 5, Weather: Fine, Rail Position: +2m Entire

Section	Overall	1000m	800m	600m	400m	200m
Section Times	1:10.58 [5] (0:13.58)	0:57.00 [7] (0:11.22)	0:45.78 [7] (0:11.34)	0:34.44 [6] (0:11.43)	0:23.01 [6] (0:11.08)	0:11.93 [6] (0:11.93)
Average Speed [km/h]	53.0	64.4	63.7	63.4	64.9	60.4
Top Speed [km/h]	66.3	66.0	64.4	64.7	66.2	63.8
Avg. Dist. to Rail [m]	4.8	2.9	0.8	0.6	2.1	4.5
Avg. Stride Freq. [Hz]	2.2	2.3	2.3	2.3	2.3	2.3
Avg. Stride Length [m]	7.1	7.9	7.8	7.8	7.7	7.4



- [] Ranking at each section and finish
- .-.- No data available at this section
- NA No data available



Horse/Jockey Name	Deep Tempest
Final Rank	6
Fastest Section Time (Section)	0:11.10 (400m)
Top Speed [km/h] (Section)	67.4 (Overall)
Race State	Finished



Doomben QLD Professional
Race 7: LADBROKES BLACKBOOK BENCHMARK 68 Handicap
 - 1200m

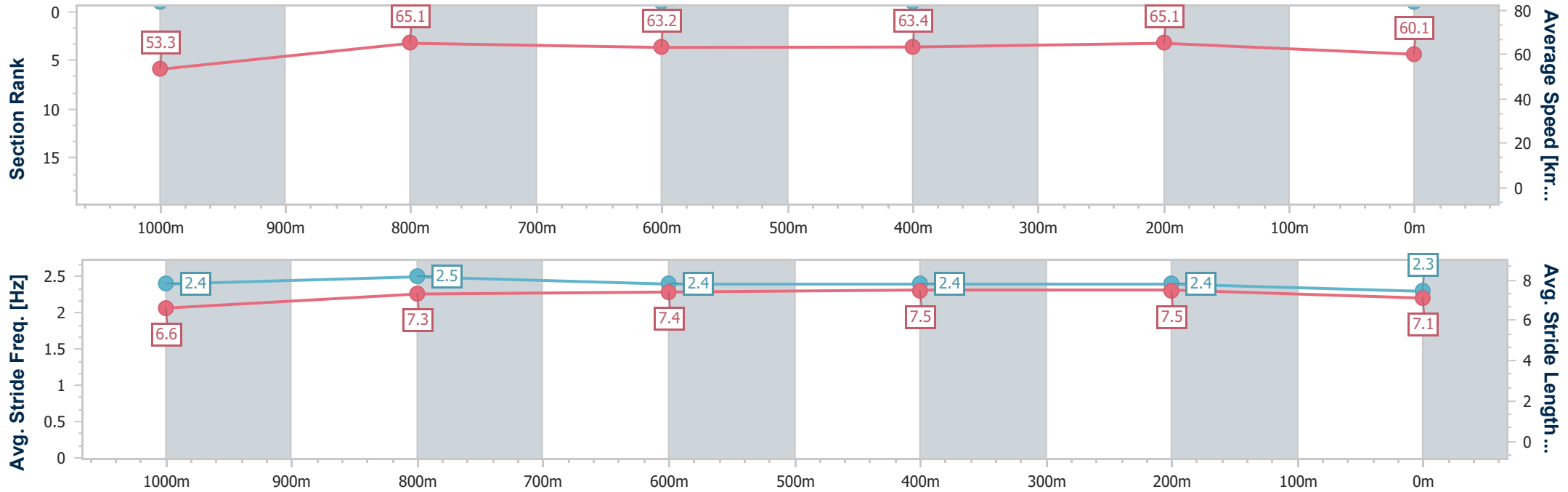


11 November 2023 - 15:58

BRISBANE
RACING CLUB

Track Rating: Soft 5, Weather: Fine, Rail Position: +2m Entire

Section	Overall	1000m	800m	600m	400m	200m
Section Times	1:10.74 [6] (0:13.54)	0:57.20 [6] (0:11.16)	0:46.04 [6] (0:11.53)	0:34.51 [7] (0:11.45)	0:23.06 [8] (0:11.10)	0:11.96 [7] (0:11.96)
Average Speed [km/h]	53.3	65.1	63.2	63.4	65.1	60.1
Top Speed [km/h]	67.4	67.3	64.8	64.6	66.2	63.3
Avg. Dist. to Rail [m]	7.5	4.4	2.3	1.3	4.4	8.7
Avg. Stride Freq. [Hz]	2.4	2.5	2.4	2.4	2.4	2.3
Avg. Stride Length [m]	6.6	7.3	7.4	7.5	7.5	7.1



- [] Ranking at each section and finish
- .-.- No data available at this section
- NA No data available



Horse/Jockey Name	Deep Fire
Final Rank	7
Fastest Section Time (Section)	0:10.92 (1000m)
Top Speed [km/h] (Section)	67.7 (1000m)
Race State	Finished



Doomben QLD Professional
Race 7: LADBROKES BLACKBOOK BENCHMARK 68 Handicap
 - 1200m

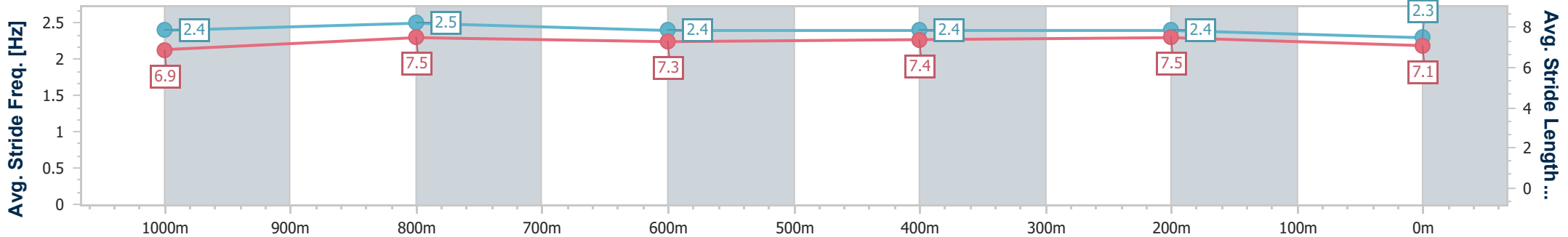
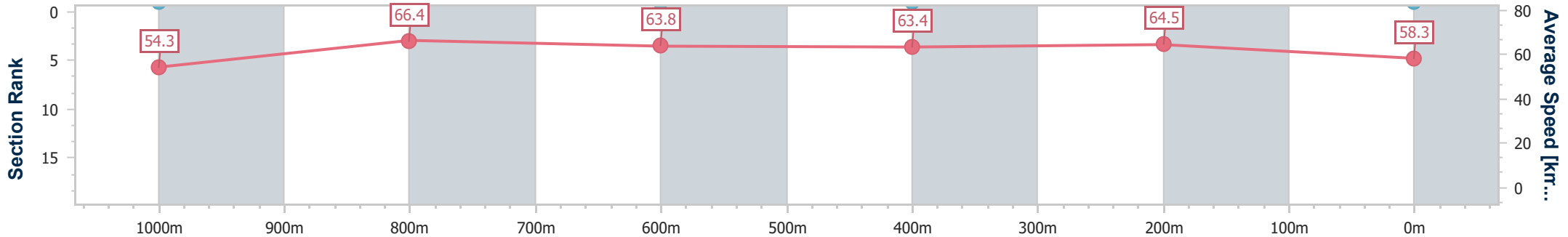


11 November 2023 - 15:58

BRISBANE
RACING CLUB

Track Rating: Soft 5, Weather: Fine, Rail Position: +2m Entire

Section	Overall	1000m	800m	600m	400m	200m
Section Times	1:10.85 [7] (0:13.25)	0:57.60 [2] (0:10.92)	0:46.68 [2] (0:11.47)	0:35.21 [2] (0:11.55)	0:23.66 [2] (0:11.31)	0:12.35 [4] (0:12.35)
Average Speed [km/h]	54.3	66.4	63.8	63.4	64.5	58.3
Top Speed [km/h]	66.5	67.7	65.2	64.7	65.3	62.9
Avg. Dist. to Rail [m]	5.9	3.1	2.9	3.2	6.5	6.8
Avg. Stride Freq. [Hz]	2.4	2.5	2.4	2.4	2.4	2.3
Avg. Stride Length [m]	6.9	7.5	7.3	7.4	7.5	7.1



- [] Ranking at each section and finish
- .-.- No data available at this section
- NA No data available



Horse/Jockey Name	Indented Head
Final Rank	8
Fastest Section Time (Section)	0:11.27 (1000m)
Top Speed [km/h] (Section)	65.7 (400m)
Race State	Finished



Doomben QLD Professional
Race 7: LADBROKES BLACKBOOK BENCHMARK 68 Handicap
 - 1200m

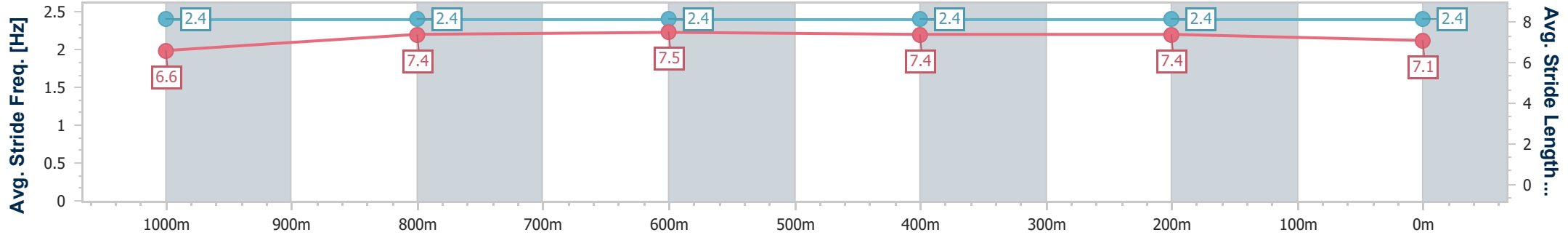
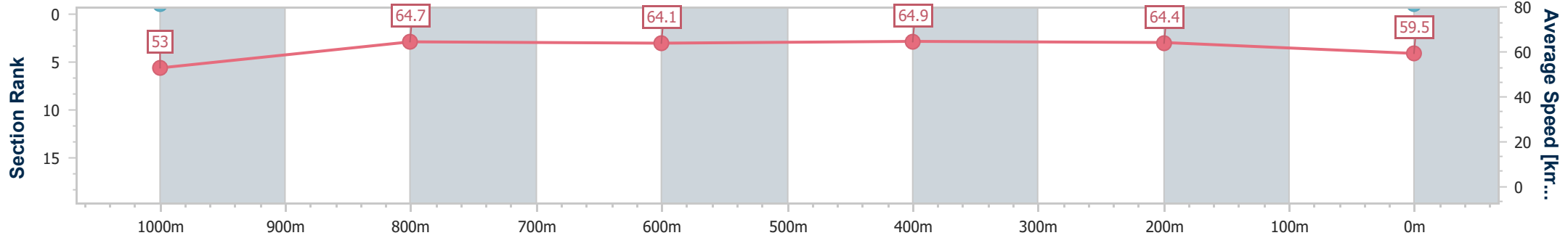


11 November 2023 - 15:58

BRISBANE
RACING CLUB

Track Rating: Soft 5, Weather: Fine, Rail Position: +2m Entire

Section	Overall	1000m	800m	600m	400m	200m
Section Times	1:10.95 [8] (0:13.60)	0:57.35 [8] (0:11.27)	0:46.08 [8] (0:11.38)	0:34.70 [8] (0:11.34)	0:23.36 [7] (0:11.29)	0:12.07 [8] (0:12.07)
Average Speed [km/h]	53.0	64.7	64.1	64.9	64.4	59.5
Top Speed [km/h]	64.9	65.3	65.2	65.6	65.7	62.4
Avg. Dist. to Rail [m]	8.8	5.0	3.1	3.7	6.4	10.5
Avg. Stride Freq. [Hz]	2.4	2.4	2.4	2.4	2.4	2.4
Avg. Stride Length [m]	6.6	7.4	7.5	7.4	7.4	7.1



- [] Ranking at each section and finish
- .-.- No data available at this section
- NA No data available



Horse/Jockey Name	Goomeri
Final Rank	9
Fastest Section Time (Section)	0:10.75 (1000m)
Top Speed [km/h] (Section)	68.8 (1000m)
Race State	Finished



Doomben QLD Professional
Race 7: LADBROKES BLACKBOOK BENCHMARK 68 Handicap
 - 1200m

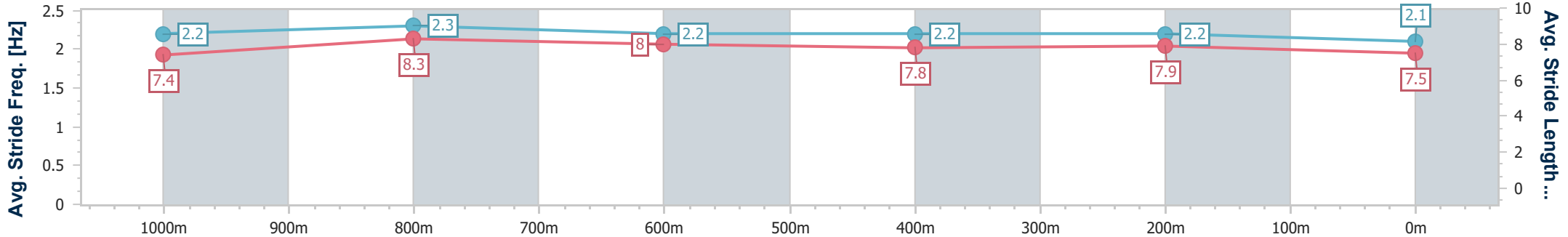
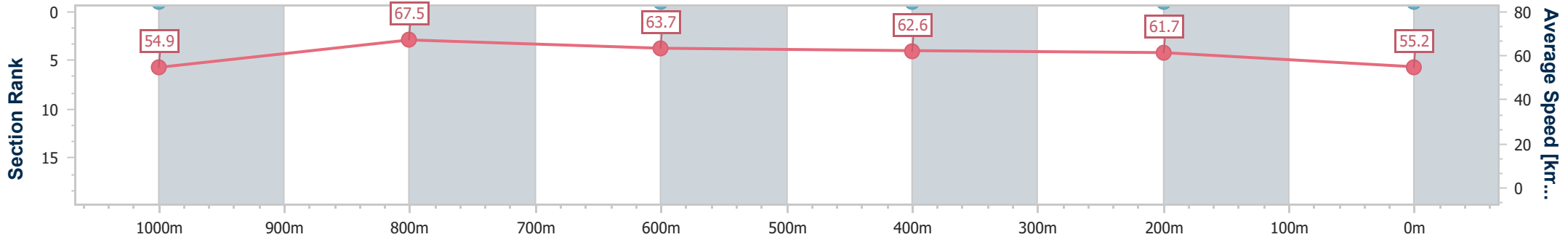


11 November 2023 - 15:58

BRISBANE
RACING CLUB

Track Rating: Soft 5, Weather: Fine, Rail Position: +2m Entire

Section	Overall	1000m	800m	600m	400m	200m
Section Times	1:11.51 [9] (0:13.12)	0:58.39 [1] (0:10.75)	0:47.64 [1] (0:11.44)	0:36.20 [1] (0:11.50)	0:24.70 [1] (0:11.66)	0:13.04 [2] (0:13.04)
Average Speed [km/h]	54.9	67.5	63.7	62.6	61.7	55.2
Top Speed [km/h]	67.9	68.8	65.0	63.5	63.1	59.5
Avg. Dist. to Rail [m]	3.3	2.9	1.9	0.4	0.5	1.3
Avg. Stride Freq. [Hz]	2.2	2.3	2.2	2.2	2.2	2.1
Avg. Stride Length [m]	7.4	8.3	8.0	7.8	7.9	7.5



- [] Ranking at each section and finish
- .-.- No data available at this section
- NA No data available



Horse/Jockey Name	Amore Veloce
Final Rank	1
Fastest Section Time (Section)	-:--:--
Top Speed [km/h] (Section)	--.-
Race State	DidNotTrack



Doomben QLD Professional
Race 7: LADBROKES BLACKBOOK BENCHMARK 68 Handicap
- 1200m



11 November 2023 - 15:58

Track Rating: Soft 5, Weather: Fine, Rail Position: +2m Entire

BRISBANE
RACING CLUB

Section	Overall	1000m	800m	600m	400m	200m							
Section Times	-:--:--	-:--:--	-:--:--	-:--:--	-:--:--	-:--:--							
Average Speed [km/h]	--.-	--.-	--.-	--.-	--.-	--.-							
Top Speed [km/h]	--.-	--.-	--.-	--.-	--.-	--.-							
Avg. Dist. to Rail [m]	--	--	--	--	--	--							
Avg. Stride Freq. [Hz]	--.-	--.-	--.-	--.-	--.-	--.-							
Avg. Stride Length [m]	--.-	--.-	--.-	--.-	--.-	--.-							

- [] Ranking at each section and finish
- :--:-- No data available at this section
- NA No data available