



Doomben QLD Professional

Race 8: CHANNEL 7 KEITH NOUD QUALITY HANDICAP - 1200m

11 November 2023 - 16:37



BRISBANE
RACING CLUB

Track Rating: Soft 5, Weather: Fine, Rail Position: +2m Entire

Section		Field Times												
Overall	1000m	800m	600m	400m	200m	Last 600m								
1:09.31 (0:12.74)	0:56.57 (0:10.74)	0:45.83 (0:11.16)	0:34.67 (0:11.38)	0:23.29 (0:11.19)	0:12.10 (0:12.10)	0:34.67								
Rank	TAB	Horse/Jockey	Barrier	Top Speed [km/h]	Fastest Section	Margin						Distance Travelled [m]		
1	12	EXTREMIST Robbie Dolan	9	69.8 1000m	0:10.60 1000m	1:09.31 [1] (0:12.92)	0:56.39 [2] (0:10.60)	0:45.79 [2] (0:11.18)	0:34.61 [2] (0:11.58)	0:23.03 [2] (0:11.18)	0:11.85 [2] (0:11.85)	0:00.00	0:34.61	
2	10	ZARASTRO Angela Jones	3	68.8 1000m	0:10.74 1000m	1:09.42 [2] (0:12.74)	0:56.68 [1] (0:10.74)	0:45.94 [1] (0:11.16)	0:34.78 [1] (0:11.38)	0:23.40 [1] (0:11.19)	0:12.21 [1] (0:12.21)	0L	0:34.78	-3
3	4	COMRADE ROSA Ryan Maloney	12	67.2 1000m	0:10.99 1000m	Photo [3]	0:55.93 [11] (0:10.99)	0:44.94 [11] (0:11.15)	0:33.79 [11] (0:11.29)	0:22.50 [12] (0:11.00)	0:11.50 [11] (0:11.50)	0L	0:33.79	+7
3	9	STEADY READY Cejay Graham	2	67.7 1000m	0:10.82 1000m	Photo [3]	0:56.74 [3] (0:10.82)	0:45.92 [3] (0:11.22)	0:34.70 [3] (0:11.51)	0:23.19 [3] (0:11.13)	0:12.06 [3] (0:12.06)	0L	0:34.70	+2
5	3	IRISH SONGS Boris Thornton	6	69.1 1000m	0:10.92 1000m	Photo [5]	0:56.23 [10] (0:10.92)	0:45.31 [10] (0:11.15)	0:34.16 [10] (0:11.23)	0:22.93 [7] (0:11.07)	0:11.86 [4] (0:11.86)	0L	0:34.16	-2
5	2	STARTANTES Ben Thompson	10	67.9 1000m	0:10.94 1000m	Photo [5]	0:56.06 [12] (0:10.94)	0:45.12 [12] (0:11.12)	0:34.00 [12] (0:11.19)	0:22.81 [11] (0:11.01)	0:11.80 [10] (0:11.80)	0L	0:34.00	-1
7	5	ALL THAT PIZZAZZ Martin Harley	11	67.3 1000m	0:11.02 1000m	1:09.87 [7] (0:13.34)	0:56.53 [8] (0:11.02)	0:45.51 [8] (0:11.09)	0:34.42 [8] (0:11.40)	0:23.02 [9] (0:11.08)	0:11.94 [7] (0:11.94)	0L	0:34.42	+7
8	7	MUNITIONS Mark Du Plessis	7	69.0 1000m	0:10.81 1000m	1:09.97 [8] (0:12.98)	0:56.99 [4] (0:10.81)	0:46.18 [4] (0:11.24)	0:34.94 [4] (0:11.55)	0:23.39 [4] (0:11.34)	0:12.05 [6] (0:12.05)	0L	0:34.94	+5
9	6	SNOWZONE Jim Byrne	1	68.0 1000m	0:10.87 1000m	Photo [9]	0:57.01 [5] (0:10.87)	0:46.14 [5] (0:11.18)	0:34.96 [5] (0:11.55)	0:23.41 [6] (0:11.24)	0:12.17 [8] (0:12.17)	0L	0:34.96	+4
9	8	ZOUSHACK Blake Spriggs	8	67.8 1000m	0:11.00 1000m	Photo [9]	0:56.82 [9] (0:11.00)	0:45.82 [9] (0:11.15)	0:34.67 [9] (0:11.33)	0:23.34 [10] (0:11.13)	0:12.21 [9] (0:12.21)	0L	0:34.67	+6

[] Ranking at each section and finish
 -:-:- No data available at this section
 NA No data available

SCN Saddle cloth number
 DNF Did not finish
 DNT Did not track



Doomben QLD Professional

Race 8: CHANNEL 7 KEITH NOUD QUALITY HANDICAP - 1200m

11 November 2023 - 16:37



BRISBANE
RACING CLUB

Track Rating: Soft 5, Weather: Fine, Rail Position: +2m Entire

Section		Overall	1000m	800m	600m	400m	200m	Last 600m				
Field Times		1:09.31 (0:12.74)	0:56.57 (0:10.74)	0:45.83 (0:11.16)	0:34.67 (0:11.38)	0:23.29 (0:11.19)	0:12.10 (0:12.10)	0:34.67				
Rank	TAB Horse/Jockey	Barrier	Top Speed [km/h]	Fastest Section	Margin	Distance Travelled [m]						
11	11 CIFRADO Damien Thornton	4	67.7 1000m	0:10.92 1000m Photo [11]	0:57.27 [6] (0:10.92)	0:46.35 [6] (0:11.19)	0:35.16 [7] (0:11.40)	0:23.76 [5] (0:11.20)	0:12.56 [5] (0:12.56)	0L	0:35.16	+4
11	1 HOLYFIELD Bailey Wheeler	5	67.7 1000m	0:10.97 1000m Photo [11]	0:57.32 [7] (0:10.97)	0:46.35 [7] (0:11.07)	0:35.28 [6] (0:11.56)	0:23.72 [8] (0:11.50)	0:12.22 [12] (0:12.22)	0L	0:35.28	+7



Horse/Jockey Name	Extremist
Final Rank	1
Fastest Section Time (Section)	0:10.60 (1000m)
Top Speed [km/h] (Section)	69.8 (1000m)
Race State	Finished

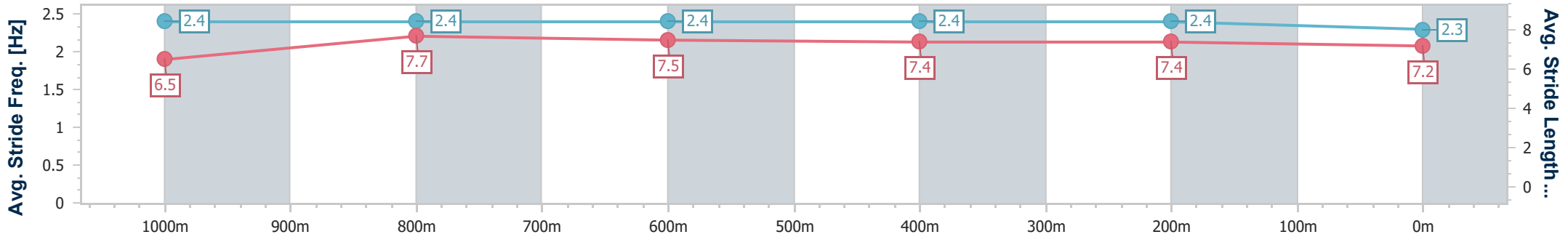
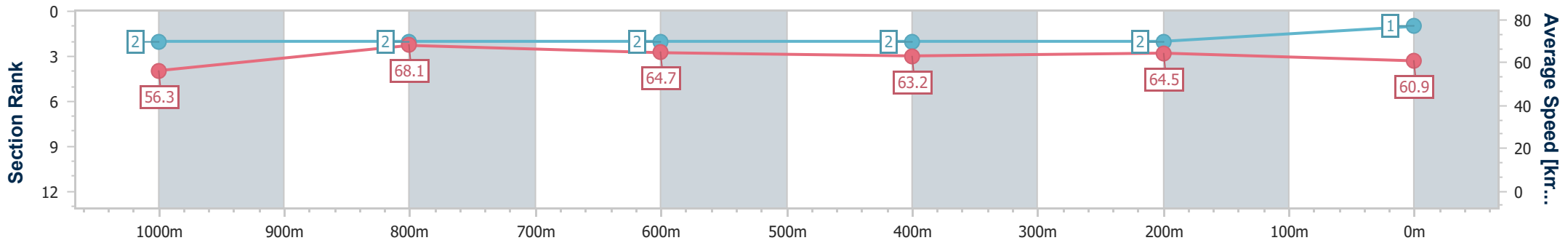


Doomben QLD Professional
Race 8: CHANNEL 7 KEITH NOUD QUALITY HANDICAP - 1200m
 11 November 2023 - 16:37
 Track Rating: Soft 5, Weather: Fine, Rail Position: +2m Entire



BRISBANE
RACING CLUB

Section	Overall	1000m	800m	600m	400m	200m
Section Times	1:09.31 [1] (0:12.92)	0:56.39 [2] (0:10.60)	0:45.79 [2] (0:11.18)	0:34.61 [2] (0:11.58)	0:23.03 [2] (0:11.18)	0:11.85 [2] (0:11.85)
Average Speed [km/h]	56.3	68.1	64.7	63.2	64.5	60.9
Top Speed [km/h]	64.2	69.8	68.7	65.3	65.4	65.7
Avg. Dist. to Rail [m]	7.5	1.5	1.1	2.3	1.2	1.4
Avg. Stride Freq. [Hz]	2.4	2.4	2.4	2.4	2.4	2.3
Avg. Stride Length [m]	6.5	7.7	7.5	7.4	7.4	7.2



- [] Ranking at each section and finish
- .-.- No data available at this section
- NA No data available



Horse/Jockey Name	Zarastro
Final Rank	2
Fastest Section Time (Section)	0:10.74 (1000m)
Top Speed [km/h] (Section)	68.8 (1000m)
Race State	Finished

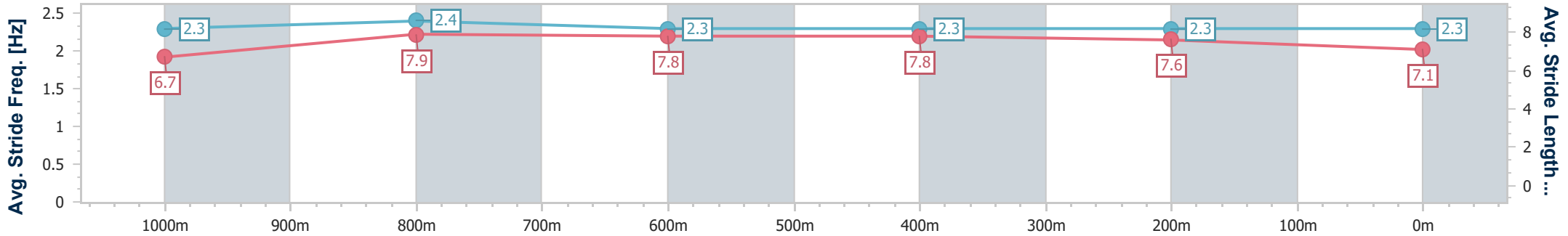
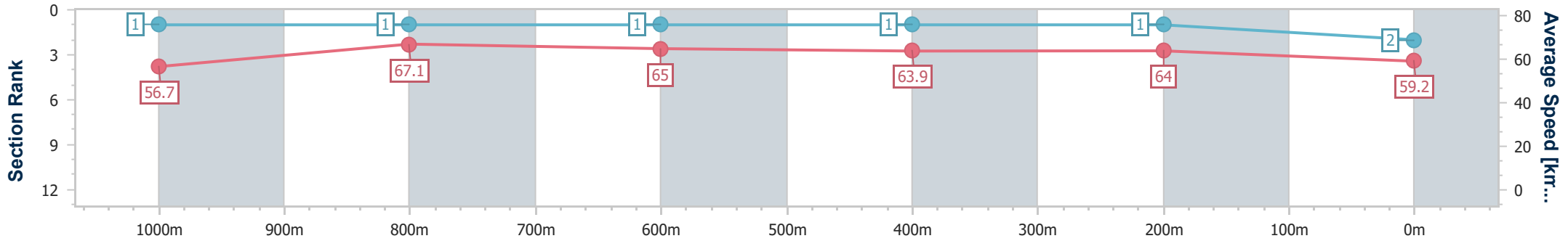


Doomben QLD Professional
Race 8: CHANNEL 7 KEITH NOUD QUALITY HANDICAP - 1200m
 11 November 2023 - 16:37
 Track Rating: Soft 5, Weather: Fine, Rail Position: +2m Entire



BRISBANE
RACING CLUB

Section	Overall	1000m	800m	600m	400m	200m
Section Times	1:09.42 [2] (0:12.74)	0:56.68 [1] (0:10.74)	0:45.94 [1] (0:11.16)	0:34.78 [1] (0:11.38)	0:23.40 [1] (0:11.19)	0:12.21 [1] (0:12.21)
Average Speed [km/h]	56.7	67.1	65.0	63.9	64.0	59.2
Top Speed [km/h]	63.8	68.8	68.0	65.3	65.2	65.3
Avg. Dist. to Rail [m]	3.9	1.6	0.5	1.2	0.9	1.1
Avg. Stride Freq. [Hz]	2.3	2.4	2.3	2.3	2.3	2.3
Avg. Stride Length [m]	6.7	7.9	7.8	7.8	7.6	7.1



- [] Ranking at each section and finish
- .-.- No data available at this section
- NA No data available



Horse/Jockey Name	Comrade Rosa
Final Rank	3
Fastest Section Time (Section)	0:10.99 (1000m)
Top Speed [km/h] (Section)	67.2 (1000m)
Race State	Finished



Doomben QLD Professional
Race 8: CHANNEL 7 KEITH NOUD QUALITY HANDICAP - 1200m

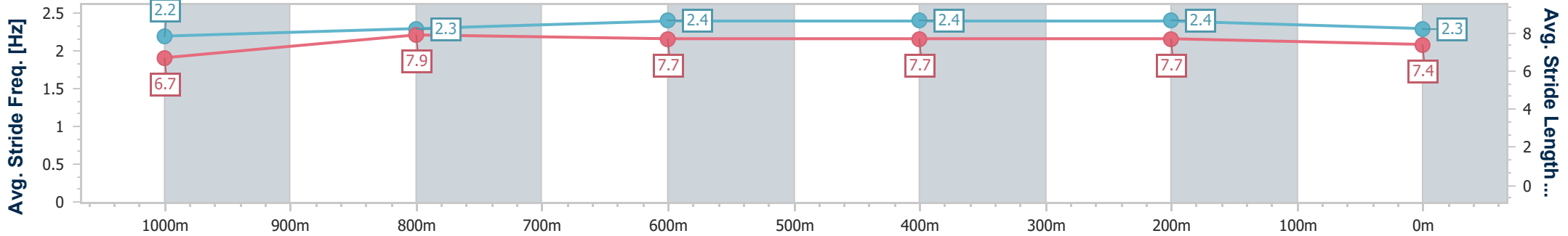
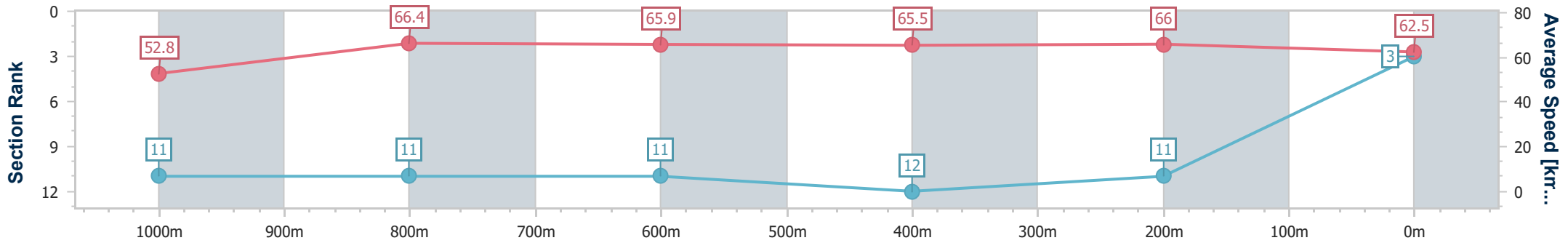
11 November 2023 - 16:37

Track Rating: Soft 5, Weather: Fine, Rail Position: +2m Entire



BRISBANE
RACING CLUB

Section	Overall	1000m	800m	600m	400m	200m
Section Times	1:09.58 [3] (0:13.65)	0:55.93 [11] (0:10.99)	0:44.94 [11] (0:11.15)	0:33.79 [11] (0:11.29)	0:22.50 [12] (0:11.00)	0:11.50 [11] (0:11.50)
Average Speed [km/h]	52.8	66.4	65.9	65.5	66.0	62.5
Top Speed [km/h]	61.3	67.2	66.6	66.7	66.9	66.9
Avg. Dist. to Rail [m]	8.6	2.7	3.9	4.2	4.0	3.3
Avg. Stride Freq. [Hz]	2.2	2.3	2.4	2.4	2.4	2.3
Avg. Stride Length [m]	6.7	7.9	7.7	7.7	7.7	7.4



- [] Ranking at each section and finish
- .-.- No data available at this section
- NA No data available



Horse/Jockey Name	Steady Ready
Final Rank	3
Fastest Section Time (Section)	0:10.82 (1000m)
Top Speed [km/h] (Section)	67.7 (1000m)
Race State	Finished



Doomben QLD Professional
Race 8: CHANNEL 7 KEITH NOUD QUALITY HANDICAP - 1200m

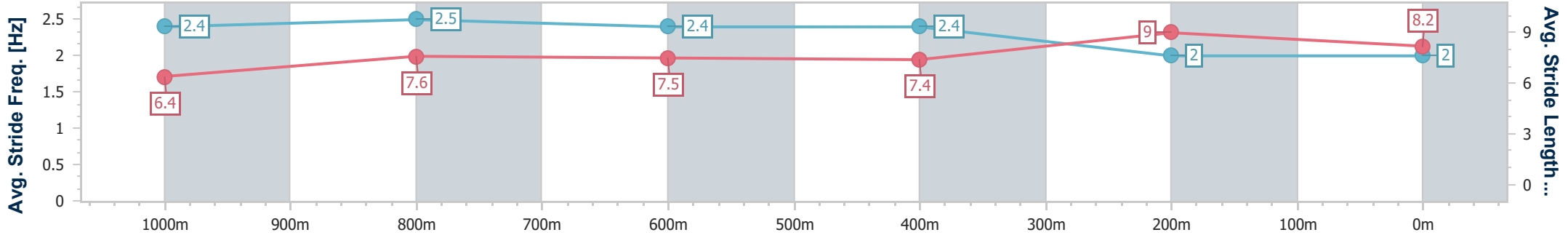
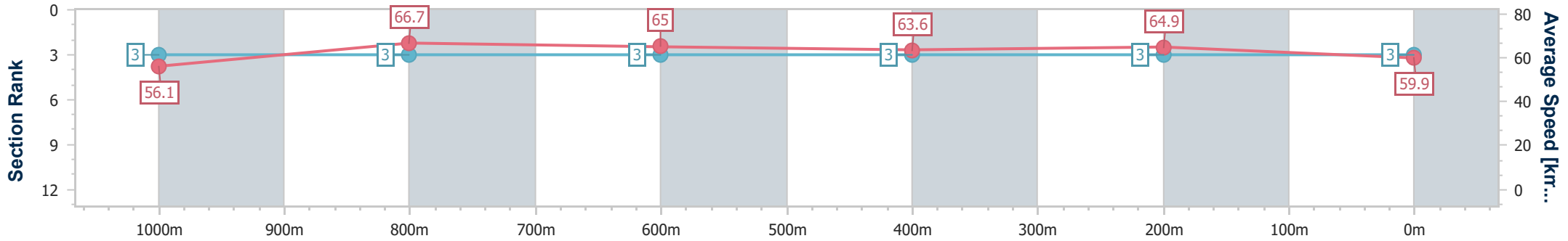
11 November 2023 - 16:37

Track Rating: Soft 5, Weather: Fine, Rail Position: +2m Entire



BRISBANE RACING CLUB

Section	Overall	1000m	800m	600m	400m	200m
Section Times	1:09.66 [3] (0:12.92)	0:56.74 [3] (0:10.82)	0:45.92 [3] (0:11.22)	0:34.70 [3] (0:11.51)	0:23.19 [3] (0:11.13)	0:12.06 [3] (0:12.06)
Average Speed [km/h]	56.1	66.7	65.0	63.6	64.9	59.9
Top Speed [km/h]	63.4	67.7	67.5	65.5	65.9	65.8
Avg. Dist. to Rail [m]	2.8	1.6	1.9	2.7	3.1	5.0
Avg. Stride Freq. [Hz]	2.4	2.5	2.4	2.4	2.0	2.0
Avg. Stride Length [m]	6.4	7.6	7.5	7.4	9.0	8.2



- [] Ranking at each section and finish
- .-.- No data available at this section
- NA No data available



Horse/Jockey Name	Irish Songs
Final Rank	5
Fastest Section Time (Section)	0:10.92 (1000m)
Top Speed [km/h] (Section)	69.1 (1000m)
Race State	Finished



Doomben QLD Professional
Race 8: CHANNEL 7 KEITH NOUD QUALITY HANDICAP - 1200m

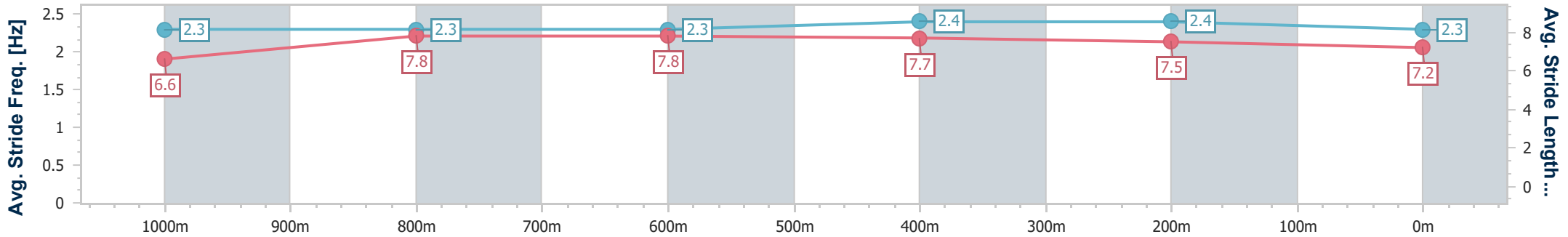
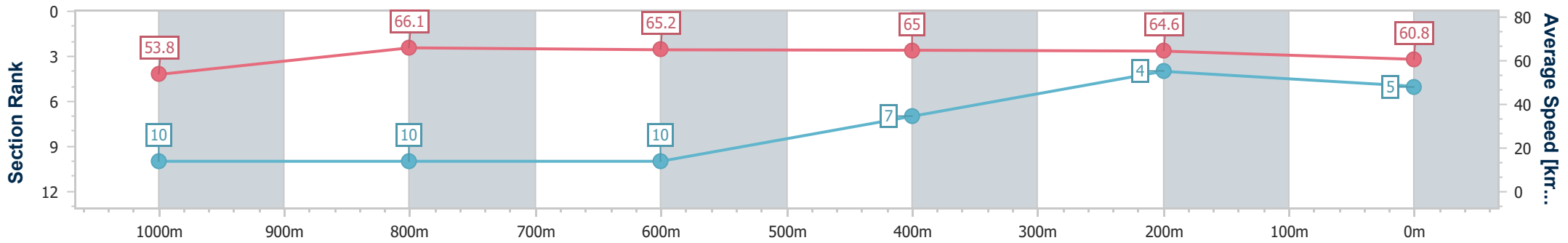
11 November 2023 - 16:37

Track Rating: Soft 5, Weather: Fine, Rail Position: +2m Entire



BRISBANE RACING CLUB

Section	Overall	1000m	800m	600m	400m	200m
Section Times	1:09.71 [5] (0:13.48)	0:56.23 [10] (0:10.92)	0:45.31 [10] (0:11.15)	0:34.16 [10] (0:11.23)	0:22.93 [7] (0:11.07)	0:11.86 [4] (0:11.86)
Average Speed [km/h]	53.8	66.1	65.2	65.0	64.6	60.8
Top Speed [km/h]	62.9	69.1	66.7	66.1	66.4	66.1
Avg. Dist. to Rail [m]	4.6	1.7	1.7	1.8	2.8	4.2
Avg. Stride Freq. [Hz]	2.3	2.3	2.3	2.4	2.4	2.3
Avg. Stride Length [m]	6.6	7.8	7.8	7.7	7.5	7.2



- [] Ranking at each section and finish
- .-.- No data available at this section
- NA No data available



Horse/Jockey Name	Startantes
Final Rank	5
Fastest Section Time (Section)	0:10.94 (1000m)
Top Speed [km/h] (Section)	67.9 (1000m)
Race State	Finished

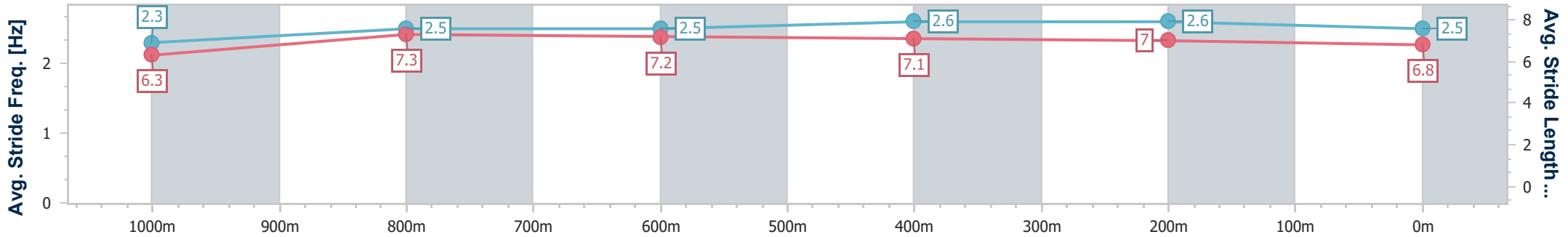
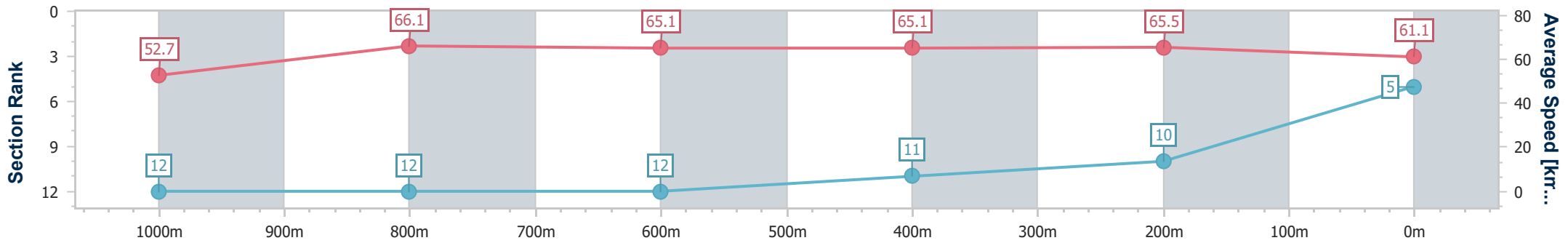


Doomben QLD Professional
Race 8: CHANNEL 7 KEITH NOUD QUALITY HANDICAP - 1200m
 11 November 2023 - 16:37
 Track Rating: Soft 5, Weather: Fine, Rail Position: +2m Entire



BRISBANE
RACING CLUB

Section	Overall	1000m	800m	600m	400m	200m
Section Times	1:09.80 [5] (0:13.74)	0:56.06 [12] (0:10.94)	0:45.12 [12] (0:11.12)	0:34.00 [12] (0:11.19)	0:22.81 [11] (0:11.01)	0:11.80 [10] (0:11.80)
Average Speed [km/h]	52.7	66.1	65.1	65.1	65.5	61.1
Top Speed [km/h]	61.6	67.9	66.7	65.9	66.4	66.4
Avg. Dist. to Rail [m]	7.4	1.7	1.2	1.7	0.6	0.7
Avg. Stride Freq. [Hz]	2.3	2.5	2.5	2.6	2.6	2.5
Avg. Stride Length [m]	6.3	7.3	7.2	7.1	7.0	6.8



- [] Ranking at each section and finish
- .-.- No data available at this section
- NA No data available



Horse/Jockey Name	All That Pizzazz
Final Rank	7
Fastest Section Time (Section)	0:11.02 (1000m)
Top Speed [km/h] (Section)	67.3 (1000m)
Race State	Finished

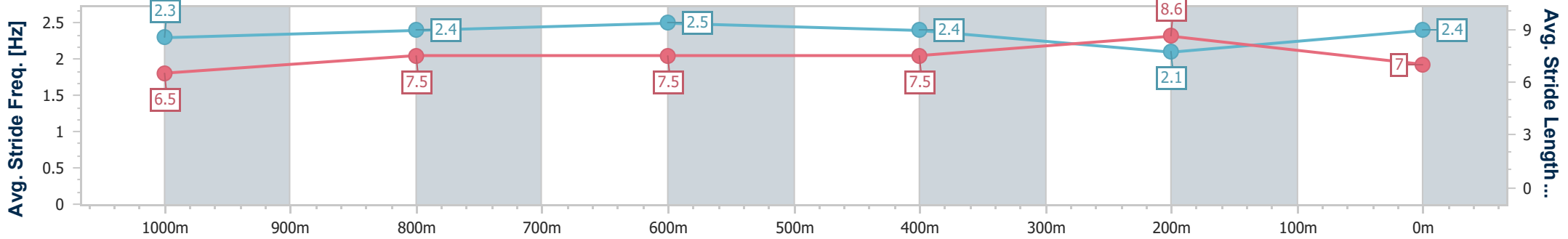
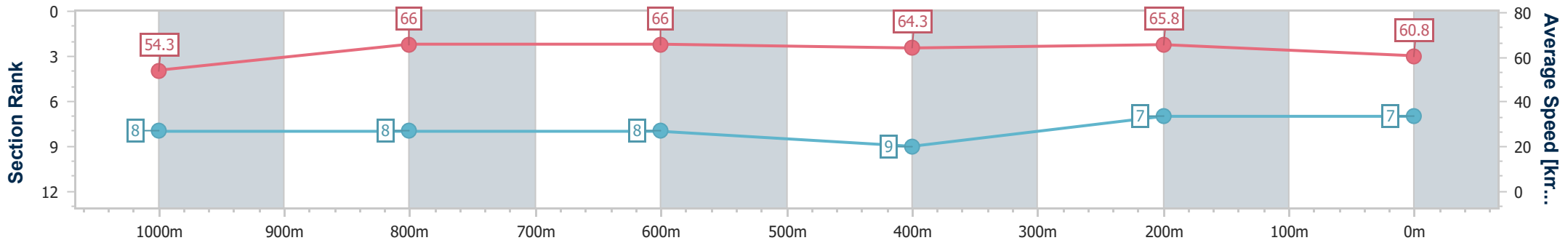


Doomben QLD Professional
Race 8: CHANNEL 7 KEITH NOUD QUALITY HANDICAP - 1200m
 11 November 2023 - 16:37
 Track Rating: Soft 5, Weather: Fine, Rail Position: +2m Entire



BRISBANE
RACING CLUB

Section	Overall	1000m	800m	600m	400m	200m
Section Times	1:09.87 [7] (0:13.34)	0:56.53 [8] (0:11.02)	0:45.51 [8] (0:11.09)	0:34.42 [8] (0:11.40)	0:23.02 [9] (0:11.08)	0:11.94 [7] (0:11.94)
Average Speed [km/h]	54.3	66.0	66.0	64.3	65.8	60.8
Top Speed [km/h]	61.7	67.3	66.9	67.2	66.7	66.5
Avg. Dist. to Rail [m]	8.9	3.2	3.3	4.7	5.4	6.7
Avg. Stride Freq. [Hz]	2.3	2.4	2.5	2.4	2.1	2.4
Avg. Stride Length [m]	6.5	7.5	7.5	7.5	8.6	7.0



- [] Ranking at each section and finish
- .-.- No data available at this section
- NA No data available



Horse/Jockey Name	Munitions
Final Rank	8
Fastest Section Time (Section)	0:10.81 (1000m)
Top Speed [km/h] (Section)	69.0 (1000m)
Race State	Finished



Doomben QLD Professional
Race 8: CHANNEL 7 KEITH NOUD QUALITY HANDICAP - 1200m

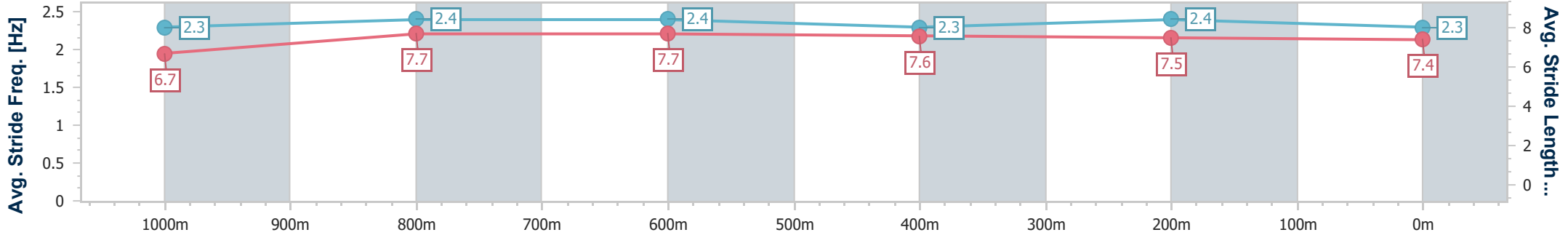
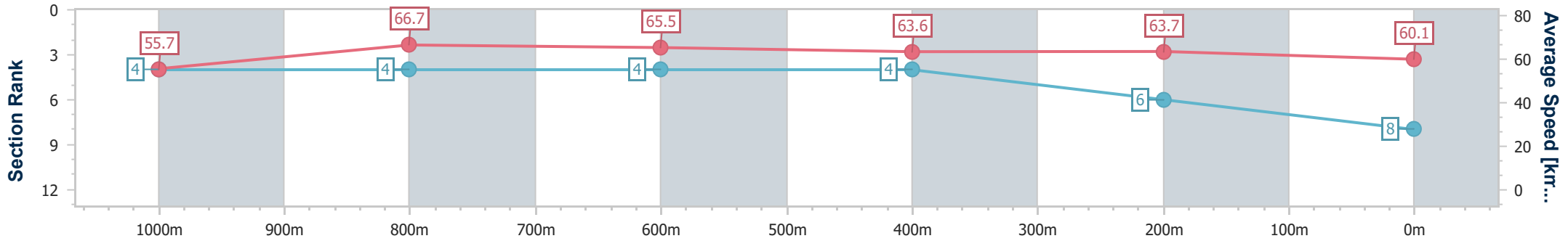
11 November 2023 - 16:37

Track Rating: Soft 5, Weather: Fine, Rail Position: +2m Entire



BRISBANE
RACING CLUB

Section	Overall	1000m	800m	600m	400m	200m
Section Times	1:09.97 [8] (0:12.98)	0:56.99 [4] (0:10.81)	0:46.18 [4] (0:11.24)	0:34.94 [4] (0:11.55)	0:23.39 [4] (0:11.34)	0:12.05 [6] (0:12.05)
Average Speed [km/h]	55.7	66.7	65.5	63.6	63.7	60.1
Top Speed [km/h]	63.9	69.0	67.7	65.8	64.7	64.6
Avg. Dist. to Rail [m]	7.7	3.5	3.1	3.3	4.2	6.0
Avg. Stride Freq. [Hz]	2.3	2.4	2.4	2.3	2.4	2.3
Avg. Stride Length [m]	6.7	7.7	7.7	7.6	7.5	7.4



- [] Ranking at each section and finish
- .-.- No data available at this section
- NA No data available



Horse/Jockey Name	Zoushack
Final Rank	9
Fastest Section Time (Section)	0:11.00 (1000m)
Top Speed [km/h] (Section)	67.8 (1000m)
Race State	Finished

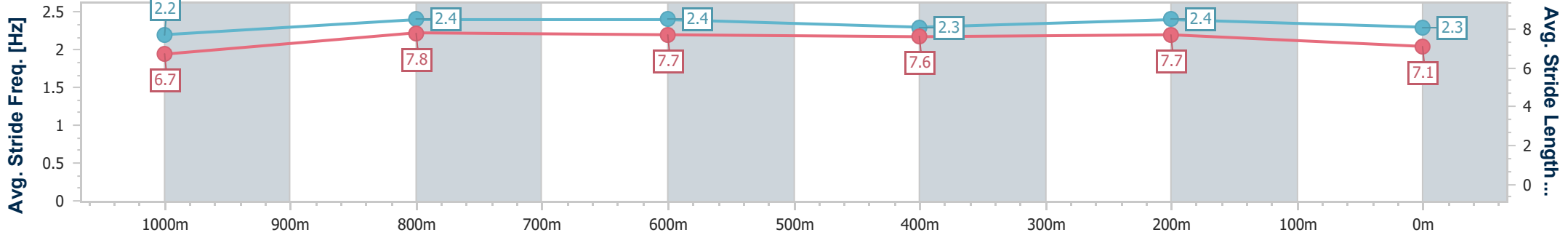
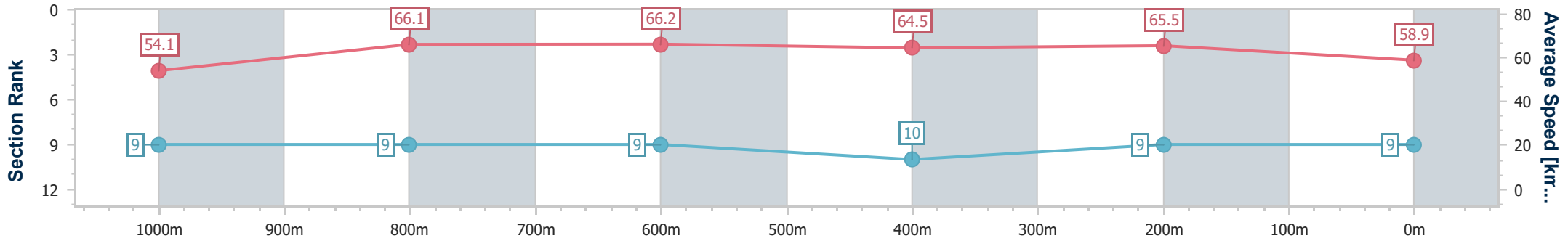


Doomben QLD Professional
Race 8: CHANNEL 7 KEITH NOUD QUALITY HANDICAP - 1200m
 11 November 2023 - 16:37
 Track Rating: Soft 5, Weather: Fine, Rail Position: +2m Entire



BRISBANE
RACING CLUB

Section	Overall	1000m	800m	600m	400m	200m
Section Times	1:10.20 [9] (0:13.38)	0:56.82 [9] (0:11.00)	0:45.82 [9] (0:11.15)	0:34.67 [9] (0:11.33)	0:23.34 [10] (0:11.13)	0:12.21 [9] (0:12.21)
Average Speed [km/h]	54.1	66.1	66.2	64.5	65.5	58.9
Top Speed [km/h]	61.9	67.8	66.8	67.0	66.1	65.9
Avg. Dist. to Rail [m]	8.7	4.2	4.5	3.7	3.9	4.5
Avg. Stride Freq. [Hz]	2.2	2.4	2.4	2.3	2.4	2.3
Avg. Stride Length [m]	6.7	7.8	7.7	7.6	7.7	7.1



- [] Ranking at each section and finish
- .-.- No data available at this section
- NA No data available



Horse/Jockey Name	Snowzone
Final Rank	9
Fastest Section Time (Section)	0:10.87 (1000m)
Top Speed [km/h] (Section)	68.0 (1000m)
Race State	Finished



Doomben QLD Professional
Race 8: CHANNEL 7 KEITH NOUD QUALITY HANDICAP - 1200m

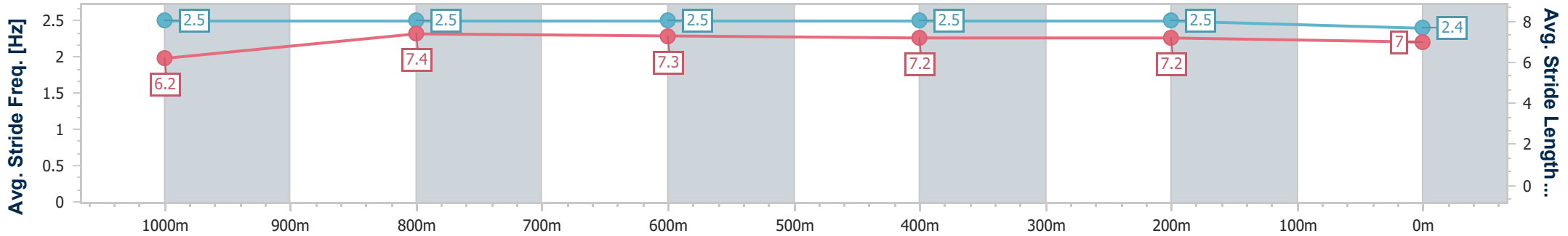
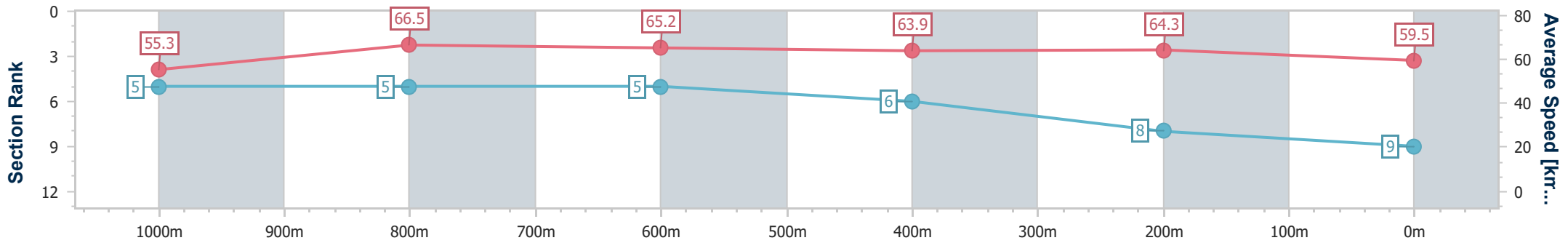
11 November 2023 - 16:37

Track Rating: Soft 5, Weather: Fine, Rail Position: +2m Entire



BRISBANE
RACING CLUB

Section	Overall	1000m	800m	600m	400m	200m
Section Times	1:10.11 [9] (0:13.10)	0:57.01 [5] (0:10.87)	0:46.14 [5] (0:11.18)	0:34.96 [5] (0:11.55)	0:23.41 [6] (0:11.24)	0:12.17 [8] (0:12.17)
Average Speed [km/h]	55.3	66.5	65.2	63.9	64.3	59.5
Top Speed [km/h]	63.2	68.0	67.0	66.0	65.5	65.3
Avg. Dist. to Rail [m]	2.2	0.9	2.8	4.4	3.4	3.7
Avg. Stride Freq. [Hz]	2.5	2.5	2.5	2.5	2.5	2.4
Avg. Stride Length [m]	6.2	7.4	7.3	7.2	7.2	7.0



- [] Ranking at each section and finish
- .-.- No data available at this section
- NA No data available



Horse/Jockey Name	Cifrado
Final Rank	11
Fastest Section Time (Section)	0:10.92 (1000m)
Top Speed [km/h] (Section)	67.7 (1000m)
Race State	Finished



Doomben QLD Professional
Race 8: CHANNEL 7 KEITH NOUD QUALITY HANDICAP - 1200m

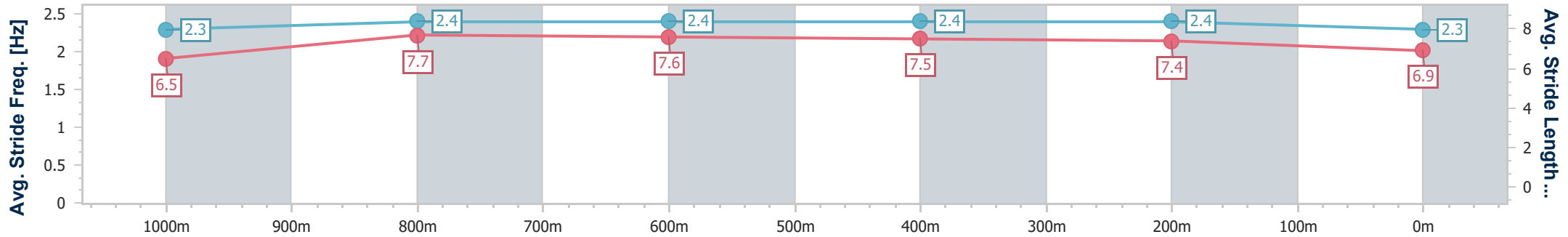
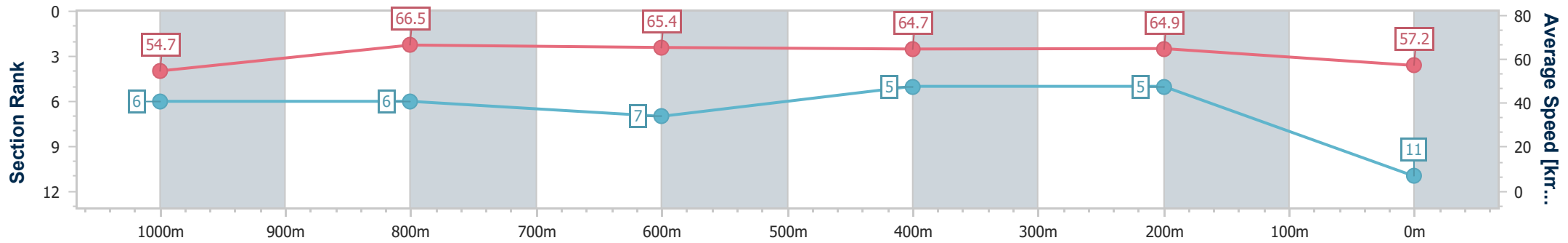


11 November 2023 - 16:37

Track Rating: Soft 5, Weather: Fine, Rail Position: +2m Entire

BRISBANE
RACING CLUB

Section	Overall	1000m	800m	600m	400m	200m
Section Times	1:10.44 [11] (0:13.17)	0:57.27 [6] (0:10.92)	0:46.35 [6] (0:11.19)	0:35.16 [7] (0:11.40)	0:23.76 [5] (0:11.20)	0:12.56 [5] (0:12.56)
Average Speed [km/h]	54.7	66.5	65.4	64.7	64.9	57.2
Top Speed [km/h]	62.7	67.7	66.8	66.2	66.0	65.4
Avg. Dist. to Rail [m]	4.0	2.2	2.7	4.0	5.0	6.2
Avg. Stride Freq. [Hz]	2.3	2.4	2.4	2.4	2.4	2.3
Avg. Stride Length [m]	6.5	7.7	7.6	7.5	7.4	6.9



- [] Ranking at each section and finish
- .-.- No data available at this section
- NA No data available



Horse/Jockey Name	Holyfield
Final Rank	11
Fastest Section Time (Section)	0:10.97 (1000m)
Top Speed [km/h] (Section)	67.7 (1000m)
Race State	Finished



Doomben QLD Professional
Race 8: CHANNEL 7 KEITH NOUD QUALITY HANDICAP - 1200m

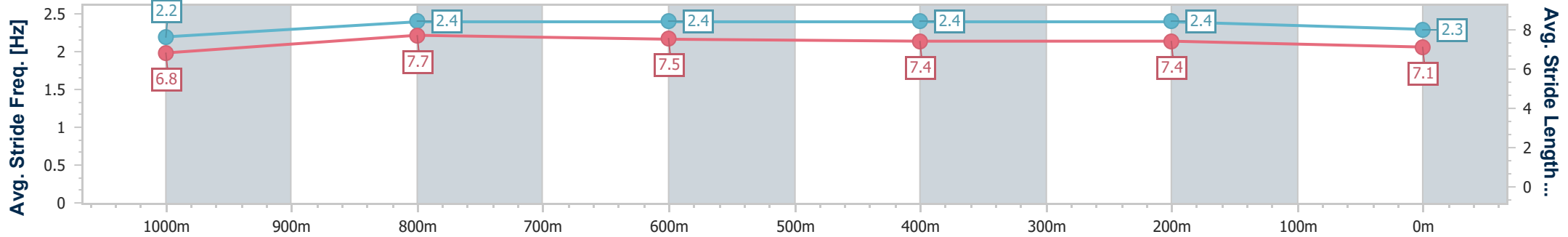
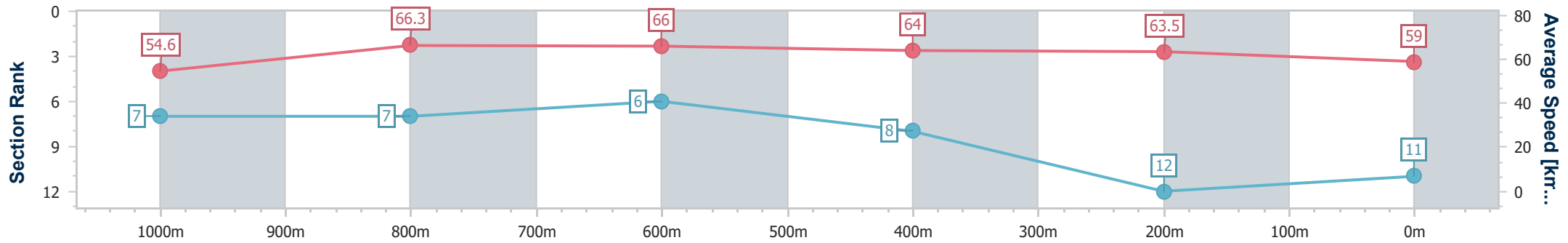
11 November 2023 - 16:37

Track Rating: Soft 5, Weather: Fine, Rail Position: +2m Entire



BRISBANE
RACING CLUB

Section	Overall	1000m	800m	600m	400m	200m
Section Times	1:10.51 [11] (0:13.19)	0:57.32 [7] (0:10.97)	0:46.35 [7] (0:11.07)	0:35.28 [6] (0:11.56)	0:23.72 [8] (0:11.50)	0:12.22 [12] (0:12.22)
Average Speed [km/h]	54.6	66.3	66.0	64.0	63.5	59.0
Top Speed [km/h]	62.3	67.7	66.7	66.7	64.5	64.2
Avg. Dist. to Rail [m]	5.5	2.9	2.2	4.7	6.6	8.1
Avg. Stride Freq. [Hz]	2.2	2.4	2.4	2.4	2.4	2.3
Avg. Stride Length [m]	6.8	7.7	7.5	7.4	7.4	7.1



- [] Ranking at each section and finish
- .-.- No data available at this section
- NA No data available