



Doomben QLD Professional

Race 9: XXXX Class 6 Handicap - 1600m

11 November 2023 - 17:15



BRISBANE
RACING CLUB

Track Rating: Soft 5, Weather: Fine, Rail Position: +2m Entire

Section		Overall	1400m	1200m	1000m	800m	600m	400m	Last 600m				
Field Times		1:35.90 (0:13.53)	1:22.37 (0:11.19)	1:11.18 (0:11.44)	0:59.74 (0:12.02)	0:47.72 (0:12.13)	0:35.59 (0:11.88)	0:23.71 (0:11.49)	0:35.59				
Rank	TAB Horse/Jockey	Barrier	Top Speed [km/h]	Fastest Section	Distance Travelled [m]								
1	9 AWESOME LAD Damien Thornton	4	65.5 400m	0:11.24 400m	1:35.90 [1] (0:13.53)	1:22.37 [1] (0:11.60)	1:10.77 [2] (0:11.48)	0:59.29 [2] (0:11.79)	0:47.50 [2] (0:12.00)	0:35.50 [2] (0:12.04)	0:23.46 [3] (0:11.24)	0:35.50	
2	4 CALM SEEKER Melea Castle	5	68.2 Overall	0:11.18 1400m	1:35.93 [2] (0:13.54)	1:22.39 [2] (0:11.18)	1:11.21 [1] (0:11.44)	0:59.77 [1] (0:12.02)	0:47.75 [1] (0:12.13)	0:35.62 [1] (0:11.88)	0:23.74 [1] (0:11.54)	0:35.62	-8
3	10 THE CATCH Mark Du Plessis	6	65.6 1400m	0:11.39 400m	1:36.19 [3] (0:14.02)	1:22.17 [7] (0:11.64)	1:10.53 [6] (0:11.50)	0:59.03 [6] (0:11.70)	0:47.33 [6] (0:11.98)	0:35.35 [5] (0:11.74)	0:23.61 [5] (0:11.39)	0:35.35	+2
4	1 TIDAL CREEK Bailey Wheeler	3	65.7 400m	0:11.37 400m	1:36.24 [4] (0:13.71)	1:22.53 [4] (0:11.58)	1:10.95 [3] (0:11.62)	0:59.33 [4] (0:11.75)	0:47.58 [4] (0:11.95)	0:35.63 [4] (0:11.95)	0:23.68 [4] (0:11.37)	0:35.63	+8
5	12 A BIG CHANCE Robbie Dolan	11	65.5 400m	0:11.23 400m	1:36.33 [5] (0:14.58)	1:21.75 [10] (0:11.62)	1:10.13 [10] (0:11.62)	0:58.51 [10] (0:11.59)	0:46.92 [9] (0:11.88)	0:35.04 [10] (0:11.85)	0:23.19 [10] (0:11.23)	0:35.04	-6
6	11 TYRESA Cejay Graham	1	64.2 400m	0:11.45 400m	1:36.35 [6] (0:13.90)	1:22.45 [5] (0:11.68)	1:10.77 [5] (0:11.55)	0:59.22 [5] (0:11.66)	0:47.56 [5] (0:12.13)	0:35.43 [6] (0:11.75)	0:23.68 [6] (0:11.45)	0:35.43	-3
7	2 SOUTHERN STOCK Kyle Wilson-Taylor	12	64.7 1400m	0:11.48 1200m	1:36.54 [7] (0:14.30)	1:22.24 [9] (0:11.66)	1:10.58 [9] (0:11.48)	0:59.10 [9] (0:11.78)	0:47.32 [8] (0:11.85)	0:35.47 [7] (0:11.75)	0:23.72 [7] (0:11.53)	0:35.47	-1
8	7 DUKE OF BUCKINGHAM Blake Spriggs	2	64.6 400m	0:11.47 400m	1:36.62 [8] (0:13.57)	1:23.05 [3] (0:11.75)	1:11.30 [4] (0:11.56)	0:59.74 [3] (0:11.70)	0:48.04 [3] (0:11.96)	0:36.08 [3] (0:11.89)	0:24.19 [2] (0:11.47)	0:36.08	-3
9	6 COUNT THE COIN Angela Jones	7	64.7 400m	0:11.51 1200m	1:36.97 [9] (0:14.09)	1:22.88 [8] (0:11.64)	1:11.24 [7] (0:11.51)	0:59.73 [7] (0:11.72)	0:48.01 [7] (0:12.16)	0:35.85 [8] (0:11.98)	0:23.87 [9] (0:11.51)	0:35.85	+11
10	3 AMERICANA MAGIC Adin Thompson	8	64.0 800m	0:11.48 1200m	1:37.04 [10] (0:13.93)	1:23.11 [6] (0:11.97)	1:11.14 [8] (0:11.48)	0:59.66 [8] (0:12.17)	0:47.49 [10] (0:11.61)	0:35.88 [9] (0:11.70)	0:24.18 [8] (0:11.64)	0:35.88	-5

Scratched: Chasing Jackley (#5), Blakmax (#8)

[] Ranking at each section and finish
 -:-:- No data available at this section
 NA No data available

SCN Saddle cloth number
 DNF Did not finish
 DNT Did not track



Doomben QLD Professional
Race 9: XXXX Class 6 Handicap - 1600m
11 November 2023 - 17:15



Track Rating: Soft 5, Weather: Fine, Rail Position: +2m Entire

Section				200m				Last 600m	
Field Times				0:12.22				0:35.59	
				(0:12.22)					
Rank	TAB Horse/Jockey	Barrier	Top Speed [km/h]	Fastest Section	Margin			Distance Travelled [m]	
1	9 AWESOME LAD Damien Thornton	4	65.5 400m	0:11.24 400m	0:12.22 [1] (0:12.22)	1:35.90		0:35.50	
2	4 CALM SEEKER Melea Castle	5	68.2 Overall	0:11.18 1400m	0:12.20 [2] (0:12.20)	0.16L		0:35.62	-8
3	10 THE CATCH Mark Du Plessis	6	65.6 1400m	0:11.39 400m	0:12.22 [5] (0:12.22)	1.67L		0:35.35	+2
4	1 TIDAL CREEK Bailey Wheeler	3	65.7 400m	0:11.37 400m	0:12.31 [4] (0:12.31)	1.95L		0:35.63	+8
5	12 A BIG CHANCE Robbie Dolan	11	65.5 400m	0:11.23 400m	0:11.96 [8] (0:11.96)	2.51L		0:35.04	-6
6	11 TYRESA Cejay Graham	1	64.2 400m	0:11.45 400m	0:12.23 [6] (0:12.23)	2.6L		0:35.43	-3
7	2 SOUTHERN STOCK Kyle Wilson-Taylor	12	64.7 1400m	0:11.48 1200m	0:12.19 [7] (0:12.19)	3.74L		0:35.47	-1
8	7 DUKE OF BUCKINGHAM Blake Spriggs	2	64.6 400m	0:11.47 400m	0:12.72 [3] (0:12.72)	4.2L		0:36.08	-3
9	6 COUNT THE COIN Angela Jones	7	64.7 400m	0:11.51 1200m	0:12.36 [10] (0:12.36)	6.25L		0:35.85	+11
10	3 AMERICANA MAGIC Adin Thompson	8	64.0 800m	0:11.48 1200m	0:12.54 [9] (0:12.54)	6.67L		0:35.88	-5

Scratched: Chasing Jackley (#5), Blakmax (#8)

[] Ranking at each section and finish
 -:-:- No data available at this section
 NA No data available

SCN Saddle cloth number
 DNF Did not finish
 DNT Did not track



Horse/Jockey Name	Awesome Lad
Final Rank	1
Fastest Section Time (Section)	0:11.24 (400m)
Top Speed [km/h] (Section)	65.5 (400m)
Race State	Finished



Doomben QLD Professional

Race 9: XXXX Class 6 Handicap - 1600m

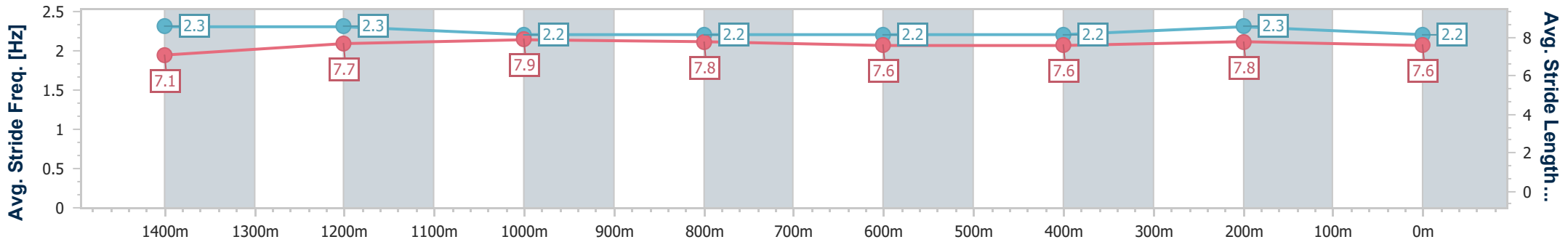
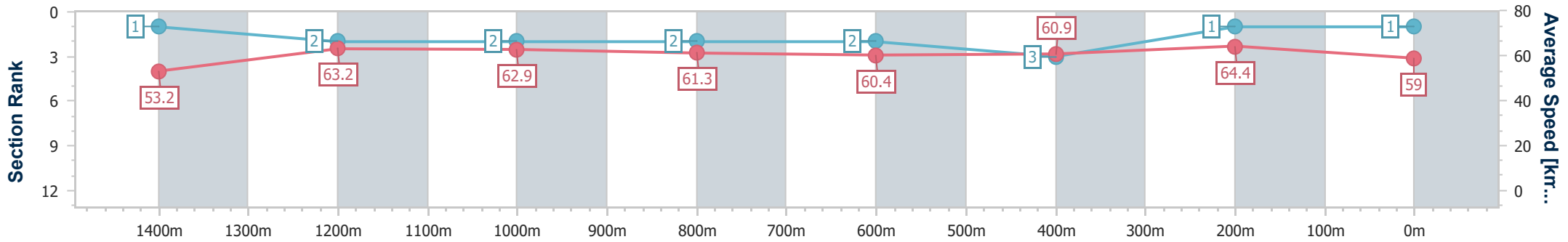
11 November 2023 - 17:15

Track Rating: Soft 5, Weather: Fine, Rail Position: +2m Entire



BRISBANE RACING CLUB

Section	Overall	1400m	1200m	1000m	800m	600m	400m	200m
Section Times	1:35.90 [1] (0:13.53)	1:22.37 [1] (0:11.60)	1:10.77 [2] (0:11.48)	0:59.29 [2] (0:11.79)	0:47.50 [2] (0:12.00)	0:35.50 [2] (0:12.04)	0:23.46 [3] (0:11.24)	0:12.22 [1] (0:12.22)
Average Speed [km/h]	53.2	63.2	62.9	61.3	60.4	60.9	64.4	59.0
Top Speed [km/h]	64.2	64.0	63.9	63.1	61.0	62.7	65.5	62.5
Avg. Dist. to Rail [m]	3.0	2.5	2.6	1.5	1.4	3.7	2.7	3.9
Avg. Stride Freq. [Hz]	2.3	2.3	2.2	2.2	2.2	2.2	2.3	2.2
Avg. Stride Length [m]	7.1	7.7	7.9	7.8	7.6	7.6	7.8	7.6



- [] Ranking at each section and finish
- .-.- No data available at this section
- NA No data available



Horse/Jockey Name	Calm Seeker
Final Rank	2
Fastest Section Time (Section)	0:11.18 (1400m)
Top Speed [km/h] (Section)	68.2 (Overall)
Race State	Finished



Doomben QLD Professional

Race 9: XXXX Class 6 Handicap - 1600m

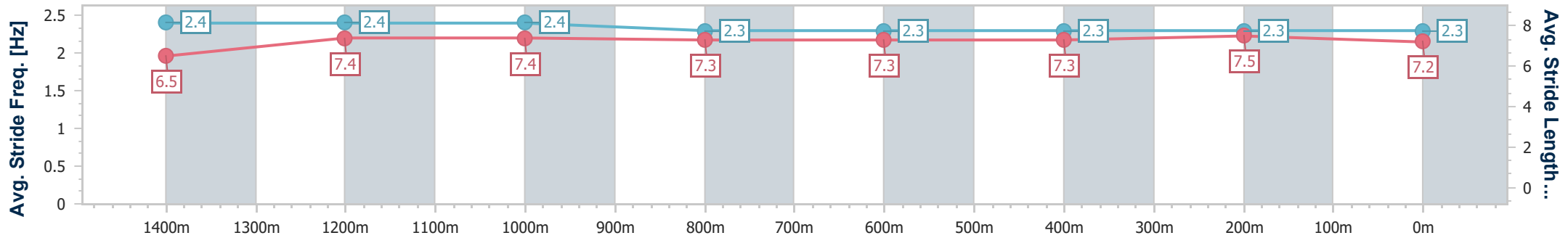
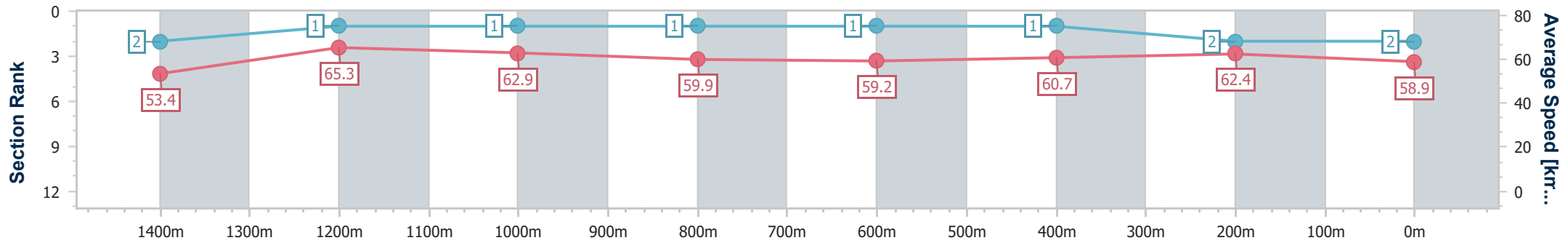
11 November 2023 - 17:15

Track Rating: Soft 5, Weather: Fine, Rail Position: +2m Entire



BRISBANE RACING CLUB

Section	Overall	1400m	1200m	1000m	800m	600m	400m	200m
Section Times	1:35.93 [2] (0:13.54)	1:22.39 [2] (0:11.18)	1:11.21 [1] (0:11.44)	0:59.77 [1] (0:12.02)	0:47.75 [1] (0:12.13)	0:35.62 [1] (0:11.88)	0:23.74 [1] (0:11.54)	0:12.20 [2] (0:12.20)
Average Speed [km/h]	53.4	65.3	62.9	59.9	59.2	60.7	62.4	58.9
Top Speed [km/h]	68.2	67.4	64.5	61.3	60.2	61.9	63.1	61.4
Avg. Dist. to Rail [m]	3.6	1.8	1.6	1.6	0.6	0.4	0.9	1.6
Avg. Stride Freq. [Hz]	2.4	2.4	2.4	2.3	2.3	2.3	2.3	2.3
Avg. Stride Length [m]	6.5	7.4	7.4	7.3	7.3	7.3	7.5	7.2



- [] Ranking at each section and finish
- .-.- No data available at this section
- NA No data available



Horse/Jockey Name	The Catch
Final Rank	3
Fastest Section Time (Section)	0:11.39 (400m)
Top Speed [km/h] (Section)	65.6 (1400m)
Race State	Finished



Doomben QLD Professional

Race 9: XXXX Class 6 Handicap - 1600m

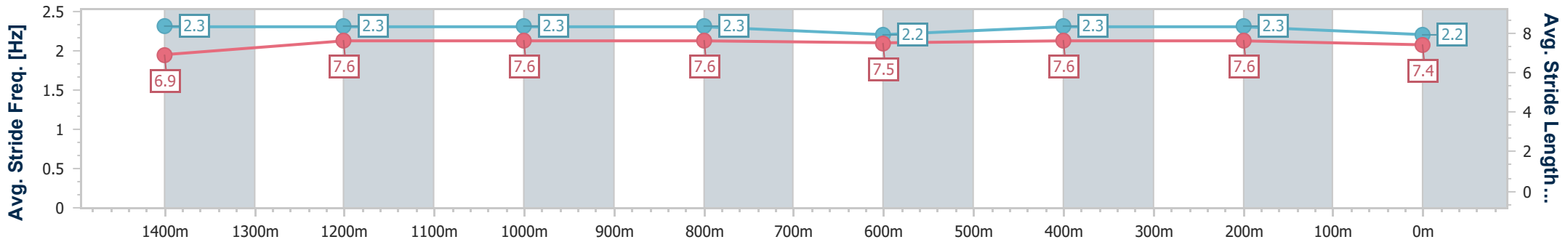
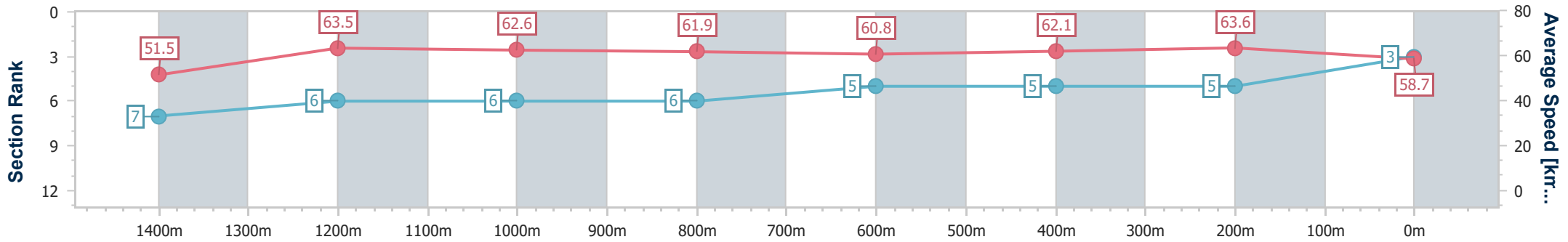
11 November 2023 - 17:15

Track Rating: Soft 5, Weather: Fine, Rail Position: +2m Entire



BRISBANE RACING CLUB

Section	Overall	1400m	1200m	1000m	800m	600m	400m	200m
Section Times	1:36.19 [3] (0:14.02)	1:22.17 [7] (0:11.64)	1:10.53 [6] (0:11.50)	0:59.03 [6] (0:11.70)	0:47.33 [6] (0:11.98)	0:35.35 [5] (0:11.74)	0:23.61 [5] (0:11.39)	0:12.22 [5] (0:12.22)
Average Speed [km/h]	51.5	63.5	62.6	61.9	60.8	62.1	63.6	58.7
Top Speed [km/h]	64.0	65.6	64.3	62.5	62.5	63.0	65.0	62.4
Avg. Dist. to Rail [m]	4.7	3.9	3.9	3.2	2.1	1.9	4.0	6.3
Avg. Stride Freq. [Hz]	2.3	2.3	2.3	2.3	2.2	2.3	2.3	2.2
Avg. Stride Length [m]	6.9	7.6	7.6	7.6	7.5	7.6	7.6	7.4



- [] Ranking at each section and finish
- .-.- No data available at this section
- NA No data available



Horse/Jockey Name	Tidal Creek
Final Rank	4
Fastest Section Time (Section)	0:11.37 (400m)
Top Speed [km/h] (Section)	65.7 (400m)
Race State	Finished



Doomben QLD Professional

Race 9: XXXX Class 6 Handicap - 1600m

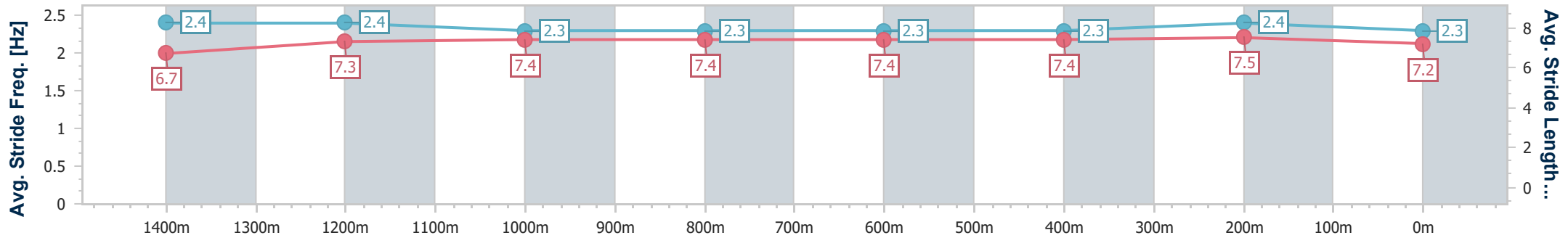
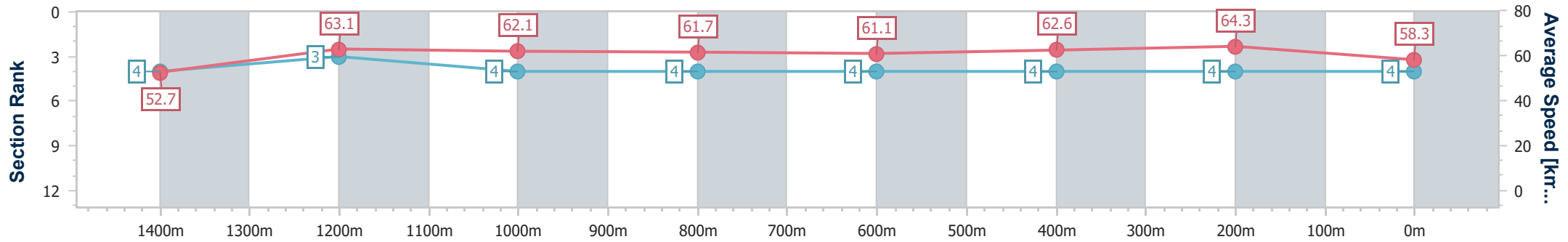
11 November 2023 - 17:15

Track Rating: Soft 5, Weather: Fine, Rail Position: +2m Entire



BRISBANE RACING CLUB

Section	Overall	1400m	1200m	1000m	800m	600m	400m	200m
Section Times	1:36.24 [4] (0:13.71)	1:22.53 [4] (0:11.58)	1:10.95 [3] (0:11.62)	0:59.33 [4] (0:11.75)	0:47.58 [4] (0:11.95)	0:35.63 [4] (0:11.95)	0:23.68 [4] (0:11.37)	0:12.31 [4] (0:12.31)
Average Speed [km/h]	52.7	63.1	62.1	61.7	61.1	62.6	64.3	58.3
Top Speed [km/h]	62.6	64.9	64.8	62.6	62.5	64.9	65.7	62.5
Avg. Dist. to Rail [m]	2.6	3.0	4.5	3.1	3.1	6.4	6.3	6.7
Avg. Stride Freq. [Hz]	2.4	2.4	2.3	2.3	2.3	2.3	2.4	2.3
Avg. Stride Length [m]	6.7	7.3	7.4	7.4	7.4	7.4	7.5	7.2



- [] Ranking at each section and finish
- .-.-.- No data available at this section
- NA No data available



Horse/Jockey Name	A Big Chance
Final Rank	5
Fastest Section Time (Section)	0:11.23 (400m)
Top Speed [km/h] (Section)	65.5 (400m)
Race State	Finished



Doomben QLD Professional

Race 9: XXXX Class 6 Handicap - 1600m

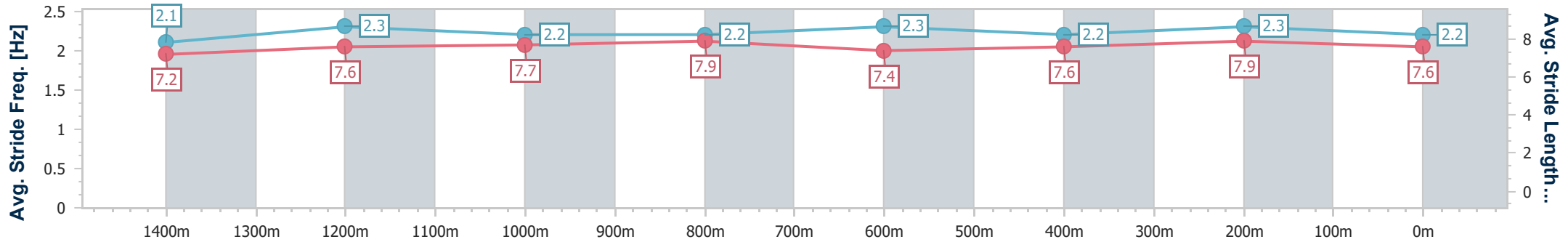
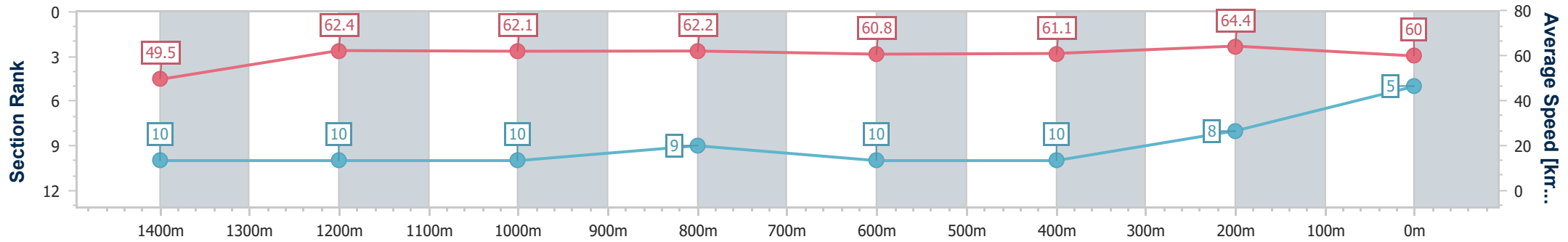
11 November 2023 - 17:15

Track Rating: Soft 5, Weather: Fine, Rail Position: +2m Entire



BRISBANE RACING CLUB

Section	Overall	1400m	1200m	1000m	800m	600m	400m	200m
Section Times	1:36.33 [5] (0:14.58)	1:21.75 [10] (0:11.62)	1:10.13 [10] (0:11.62)	0:58.51 [10] (0:11.59)	0:46.92 [9] (0:11.88)	0:35.04 [10] (0:11.85)	0:23.19 [10] (0:11.23)	0:11.96 [8] (0:11.96)
Average Speed [km/h]	49.5	62.4	62.1	62.2	60.8	61.1	64.4	60.0
Top Speed [km/h]	61.8	63.2	63.2	63.5	62.2	62.8	65.5	63.6
Avg. Dist. to Rail [m]	4.9	1.3	2.5	0.8	0.8	1.0	2.0	3.2
Avg. Stride Freq. [Hz]	2.1	2.3	2.2	2.2	2.3	2.2	2.3	2.2
Avg. Stride Length [m]	7.2	7.6	7.7	7.9	7.4	7.6	7.9	7.6



- [] Ranking at each section and finish
- .-.- No data available at this section
- NA No data available



Horse/Jockey Name	Tyresa
Final Rank	6
Fastest Section Time (Section)	0:11.45 (400m)
Top Speed [km/h] (Section)	64.2 (400m)
Race State	Finished



Doomben QLD Professional

Race 9: XXXX Class 6 Handicap - 1600m

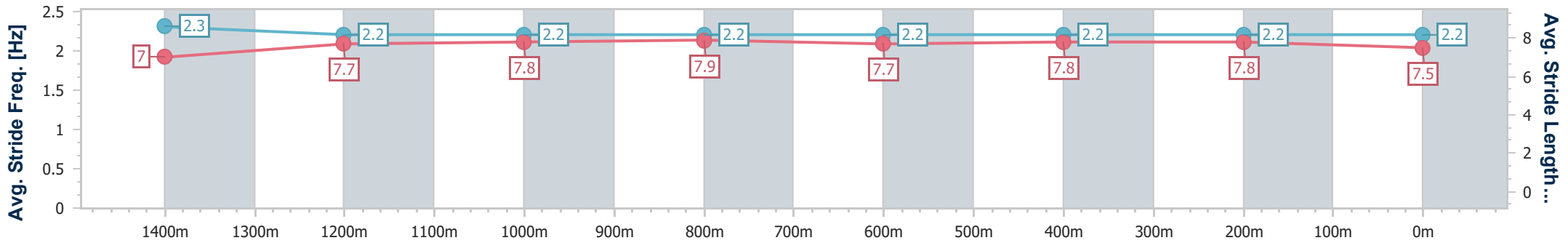
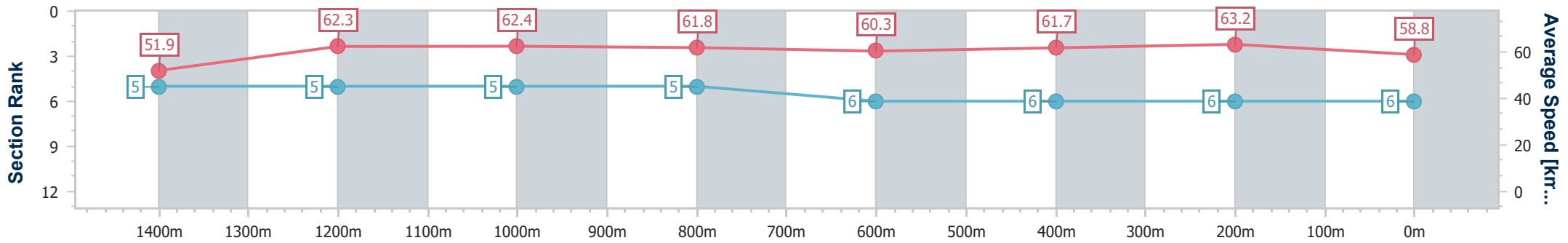
11 November 2023 - 17:15

Track Rating: Soft 5, Weather: Fine, Rail Position: +2m Entire



BRISBANE RACING CLUB

Section	Overall	1400m	1200m	1000m	800m	600m	400m	200m
Section Times	1:36.35 [6] (0:13.90)	1:22.45 [5] (0:11.68)	1:10.77 [5] (0:11.55)	0:59.22 [5] (0:11.66)	0:47.56 [5] (0:12.13)	0:35.43 [6] (0:11.75)	0:23.68 [6] (0:11.45)	0:12.23 [6] (0:12.23)
Average Speed [km/h]	51.9	62.3	62.4	61.8	60.3	61.7	63.2	58.8
Top Speed [km/h]	63.4	63.1	63.4	63.2	61.7	63.2	64.2	62.6
Avg. Dist. to Rail [m]	0.9	1.6	2.2	2.1	2.4	1.5	3.3	7.0
Avg. Stride Freq. [Hz]	2.3	2.2	2.2	2.2	2.2	2.2	2.2	2.2
Avg. Stride Length [m]	7.0	7.7	7.8	7.9	7.7	7.8	7.8	7.5



- [] Ranking at each section and finish
- .-.- No data available at this section
- NA No data available



Horse/Jockey Name	Southern Stock
Final Rank	7
Fastest Section Time (Section)	0:11.48 (1200m)
Top Speed [km/h] (Section)	64.7 (1400m)
Race State	Finished



Doomben QLD Professional

Race 9: XXXX Class 6 Handicap - 1600m

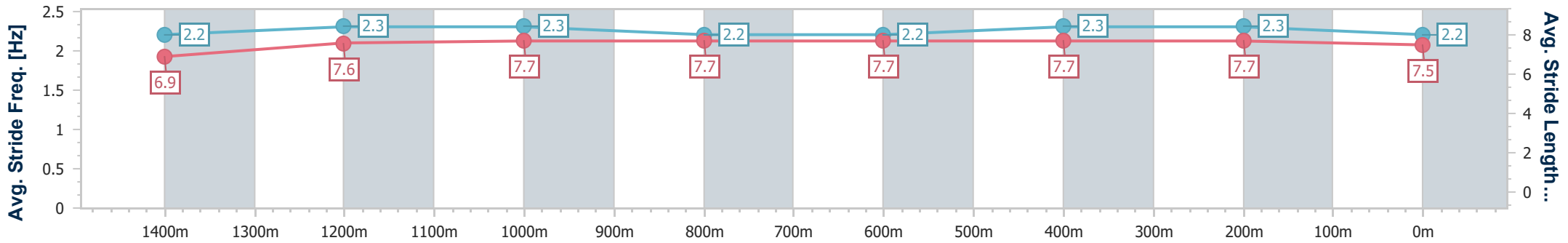
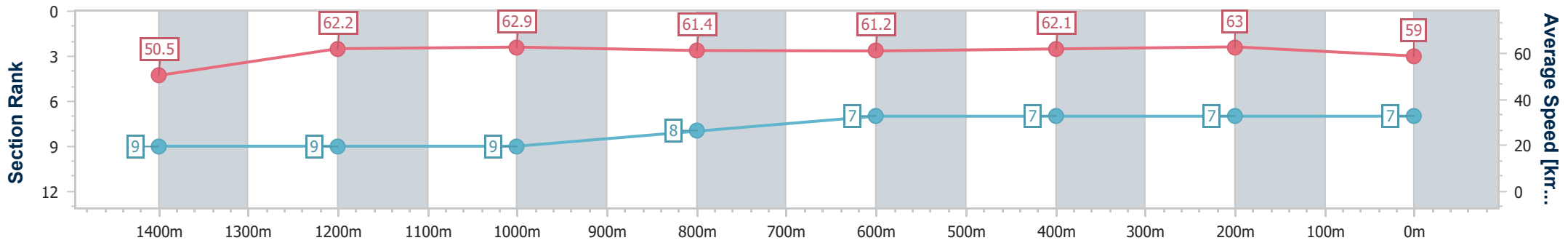
11 November 2023 - 17:15

Track Rating: Soft 5, Weather: Fine, Rail Position: +2m Entire



BRISBANE RACING CLUB

Section	Overall	1400m	1200m	1000m	800m	600m	400m	200m
Section Times	1:36.54 [7] (0:14.30)	1:22.24 [9] (0:11.66)	1:10.58 [9] (0:11.48)	0:59.10 [9] (0:11.78)	0:47.32 [8] (0:11.85)	0:35.47 [7] (0:11.75)	0:23.72 [7] (0:11.53)	0:12.19 [7] (0:12.19)
Average Speed [km/h]	50.5	62.2	62.9	61.4	61.2	62.1	63.0	59.0
Top Speed [km/h]	62.5	64.7	64.0	62.6	63.0	63.2	63.6	62.2
Avg. Dist. to Rail [m]	6.0	1.5	2.3	3.4	1.6	2.2	4.6	7.8
Avg. Stride Freq. [Hz]	2.2	2.3	2.3	2.2	2.2	2.3	2.3	2.2
Avg. Stride Length [m]	6.9	7.6	7.7	7.7	7.7	7.7	7.7	7.5



- [] Ranking at each section and finish
- .-.- No data available at this section
- NA No data available



Horse/Jockey Name	Duke Of Buckingham
Final Rank	8
Fastest Section Time (Section)	0:11.47 (400m)
Top Speed [km/h] (Section)	64.6 (400m)
Race State	Finished



Doomben QLD Professional

Race 9: XXXX Class 6 Handicap - 1600m

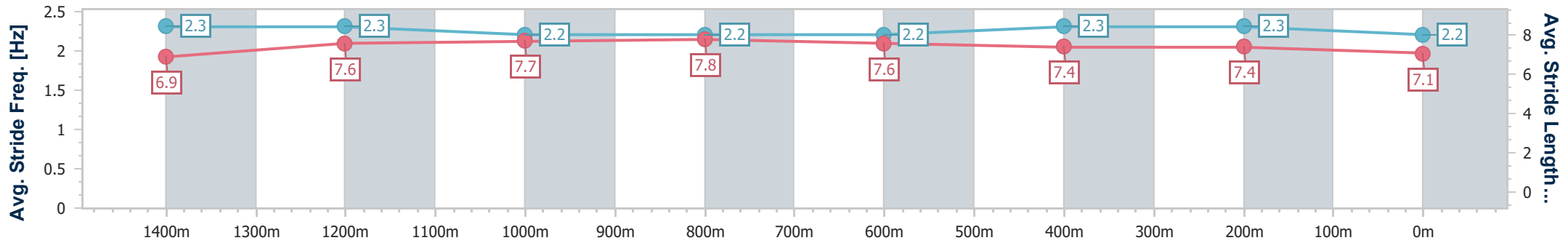
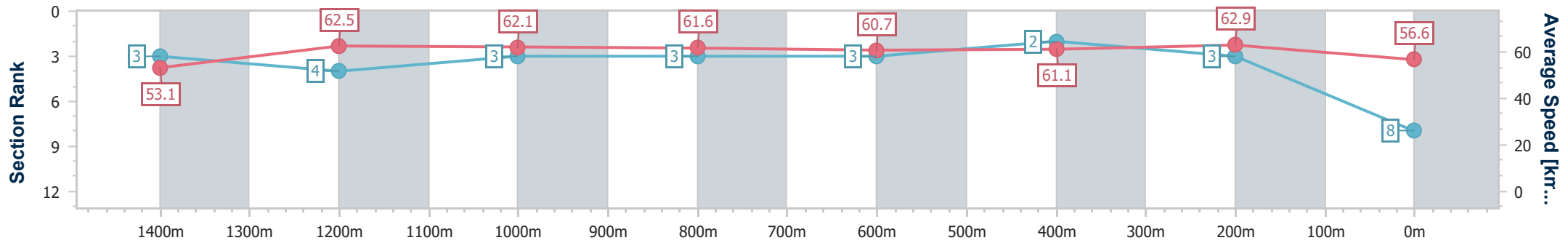
11 November 2023 - 17:15

Track Rating: Soft 5, Weather: Fine, Rail Position: +2m Entire



BRISBANE RACING CLUB

Section	Overall	1400m	1200m	1000m	800m	600m	400m	200m
Section Times	1:36.62 [8] (0:13.57)	1:23.05 [3] (0:11.75)	1:11.30 [4] (0:11.56)	0:59.74 [3] (0:11.70)	0:48.04 [3] (0:11.96)	0:36.08 [3] (0:11.89)	0:24.19 [2] (0:11.47)	0:12.72 [3] (0:12.72)
Average Speed [km/h]	53.1	62.5	62.1	61.6	60.7	61.1	62.9	56.6
Top Speed [km/h]	64.1	63.4	63.3	62.9	61.5	63.2	64.6	61.2
Avg. Dist. to Rail [m]	1.5	2.1	2.9	1.9	1.3	1.5	2.1	1.7
Avg. Stride Freq. [Hz]	2.3	2.3	2.2	2.2	2.2	2.3	2.3	2.2
Avg. Stride Length [m]	6.9	7.6	7.7	7.8	7.6	7.4	7.4	7.1



- [] Ranking at each section and finish
- .-.- No data available at this section
- NA No data available



Horse/Jockey Name	Count The Coin
Final Rank	9
Fastest Section Time (Section)	0:11.51 (1200m)
Top Speed [km/h] (Section)	64.7 (400m)
Race State	Finished



Doomben QLD Professional

Race 9: XXXX Class 6 Handicap - 1600m

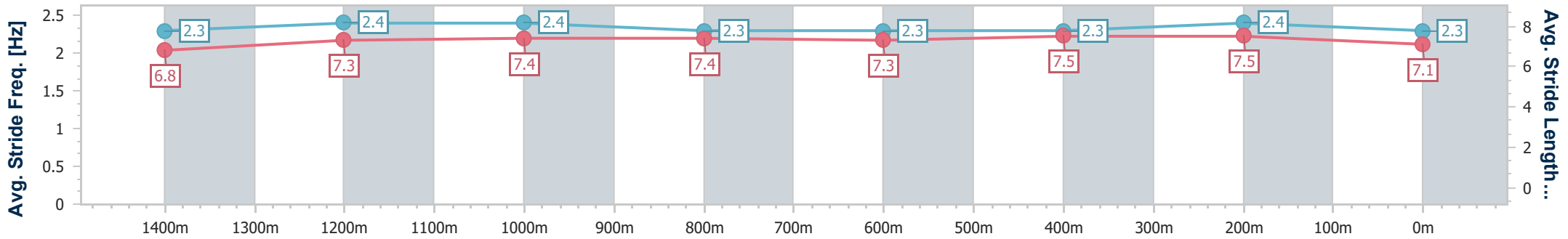
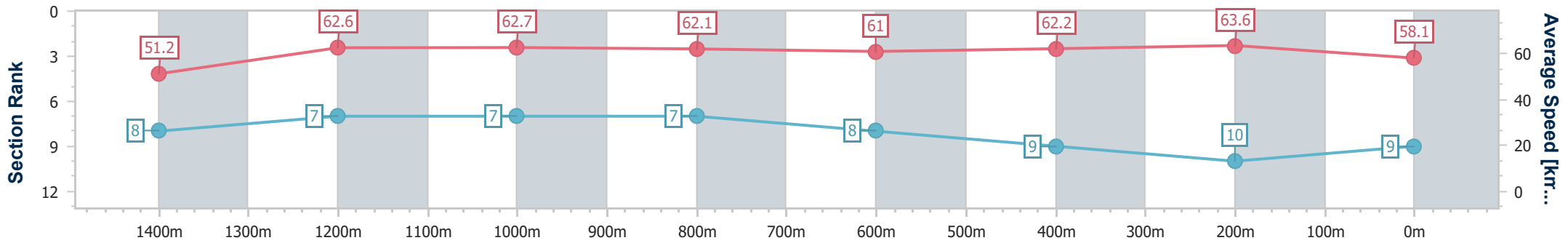
11 November 2023 - 17:15

Track Rating: Soft 5, Weather: Fine, Rail Position: +2m Entire



BRISBANE RACING CLUB

Section	Overall	1400m	1200m	1000m	800m	600m	400m	200m
Section Times	1:36.97 [9] (0:14.09)	1:22.88 [8] (0:11.64)	1:11.24 [7] (0:11.51)	0:59.73 [7] (0:11.72)	0:48.01 [7] (0:12.16)	0:35.85 [8] (0:11.98)	0:23.87 [9] (0:11.51)	0:12.36 [10] (0:12.36)
Average Speed [km/h]	51.2	62.6	62.7	62.1	61.0	62.2	63.6	58.1
Top Speed [km/h]	63.0	64.3	64.4	62.9	63.4	64.2	64.7	61.4
Avg. Dist. to Rail [m]	4.0	2.1	3.8	4.3	5.9	6.6	8.0	8.8
Avg. Stride Freq. [Hz]	2.3	2.4	2.4	2.3	2.3	2.3	2.4	2.3
Avg. Stride Length [m]	6.8	7.3	7.4	7.4	7.3	7.5	7.5	7.1



- [] Ranking at each section and finish
- .-.- No data available at this section
- NA No data available



Horse/Jockey Name	Americana Magic
Final Rank	10
Fastest Section Time (Section)	0:11.48 (1200m)
Top Speed [km/h] (Section)	64.0 (800m)
Race State	Finished



Doomben QLD Professional

Race 9: XXXX Class 6 Handicap - 1600m

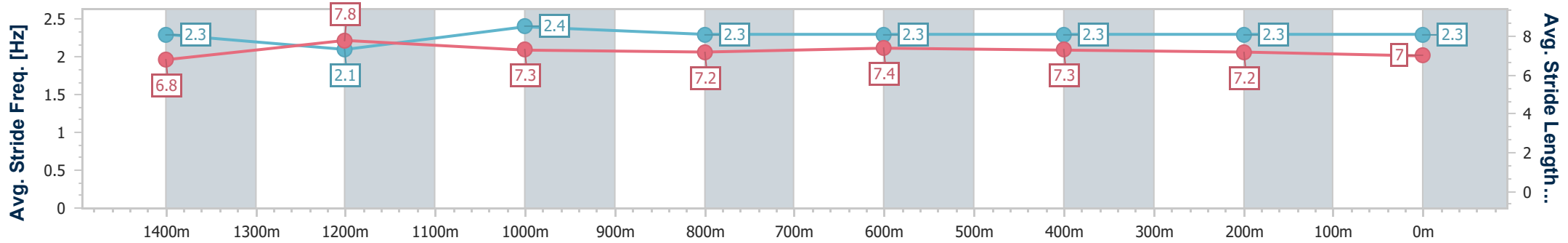
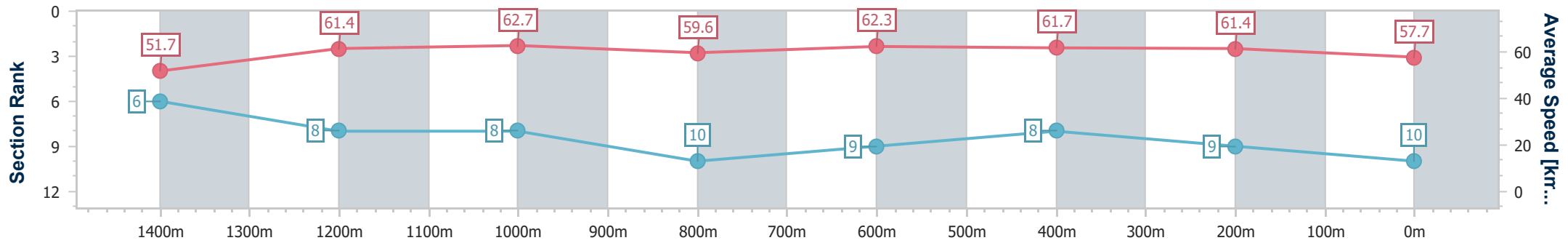
11 November 2023 - 17:15

Track Rating: Soft 5, Weather: Fine, Rail Position: +2m Entire



BRISBANE RACING CLUB

Section	Overall	1400m	1200m	1000m	800m	600m	400m	200m
Section Times	1:37.04 [10] (0:13.93)	1:23.11 [6] (0:11.97)	1:11.14 [8] (0:11.48)	0:59.66 [8] (0:12.17)	0:47.49 [10] (0:11.61)	0:35.88 [9] (0:11.70)	0:24.18 [8] (0:11.64)	0:12.54 [9] (0:12.54)
Average Speed [km/h]	51.7	61.4	62.7	59.6	62.3	61.7	61.4	57.7
Top Speed [km/h]	62.4	63.3	63.7	61.4	64.0	63.1	62.8	60.8
Avg. Dist. to Rail [m]	6.0	2.8	3.1	2.7	1.4	0.6	1.7	1.9
Avg. Stride Freq. [Hz]	2.3	2.1	2.4	2.3	2.3	2.3	2.3	2.3
Avg. Stride Length [m]	6.8	7.8	7.3	7.2	7.4	7.3	7.2	7.0



- [] Ranking at each section and finish
- .-.- No data available at this section
- NA No data available