

Track Rating: Good 3, Weather: Fine, Rail Position: +4.0m Entire Course

Section	Field Times	Overall	1400m	1200m	1000m	800m	600m	400m	Last 600m				
		1:43.18 (0:19.15)	1:24.03 (0:11.90)	1:12.13 (0:12.40)	0:59.73 (0:12.71)	0:47.02 (0:12.43)	0:34.59 (0:11.58)	0:23.01 (0:11.43)	0:34.59				
Rank	TAB Horse/Jockey	Barrier	Top Speed [km/h]	Fastest Section					Distance Travelled [m]				
1	3 TAVIS TOWN Samantha Collett	8	64.0 400m	0:11.43 400m	1:43.18 [1] (0:19.15)	1:24.03 [1] (0:11.90)	1:12.13 [1] (0:12.40)	0:59.73 [1] (0:12.71)	0:47.02 [1] (0:12.43)	0:34.59 [1] (0:11.58)	0:23.01 [1] (0:11.43)	0:34.59	
2	6 PATMOS ISLAND Justin Stanley	1	64.5 400m	0:11.34 400m	1:43.32 [2] (0:19.54)	1:23.78 [3] (0:12.27)	1:11.51 [3] (0:12.49)	0:59.02 [3] (0:12.38)	0:46.64 [3] (0:12.29)	0:34.35 [3] (0:11.51)	0:22.84 [3] (0:11.34)	0:34.35	+1
3	4 CHASING JACKLEY Jaden Lloyd	2	65.3 400m	0:11.29 400m	1:43.41 [3] (0:19.83)	1:23.58 [5] (0:12.34)	1:11.24 [5] (0:12.44)	0:58.80 [4] (0:12.33)	0:46.47 [4] (0:12.29)	0:34.18 [4] (0:11.38)	0:22.80 [4] (0:11.29)	0:34.18	+3
4	2 MOTION LEGEND James Orman	4	66.2 400m	0:11.20 400m	1:43.44 [4] (0:19.74)	1:23.70 [4] (0:12.42)	1:11.28 [4] (0:12.52)	0:58.76 [5] (0:12.34)	0:46.42 [5] (0:12.30)	0:34.12 [5] (0:11.41)	0:22.71 [5] (0:11.20)	0:34.12	+8
4	5 WHY WE DRINK Martin Harley	6	66.9 600m	0:11.11 400m	1:43.44 [4] (0:20.14)	1:23.30 [7] (0:12.47)	1:10.83 [8] (0:12.50)	0:58.33 [8] (0:12.18)	0:46.15 [8] (0:12.34)	0:33.81 [8] (0:11.34)	0:22.47 [8] (0:11.11)	0:33.81	+10
6	8 JAKKALBERRY FINN Ben Thompson	3	65.0 400m	0:11.28 400m	1:43.63 [6] (0:20.19)	1:23.44 [8] (0:12.37)	1:11.07 [7] (0:12.37)	0:58.70 [7] (0:12.27)	0:46.43 [7] (0:12.33)	0:34.10 [7] (0:11.41)	0:22.69 [7] (0:11.28)	0:34.10	+3
7	9 NAUGHTY HARRY Tiffani Brooker	5	65.1 400m	0:11.33 400m	1:43.71 [7] (0:19.91)	1:23.80 [6] (0:12.45)	1:11.35 [6] (0:12.46)	0:58.89 [6] (0:12.23)	0:46.66 [6] (0:12.28)	0:34.38 [6] (0:11.56)	0:22.82 [6] (0:11.33)	0:34.38	+7
8	1 OLYMPIC LEGEND Emily Lang	9	63.9 400m	0:11.44 400m	1:43.71 [8] (0:19.43)	1:24.28 [2] (0:12.32)	1:11.96 [2] (0:12.42)	0:59.54 [2] (0:12.34)	0:47.20 [2] (0:12.30)	0:34.90 [2] (0:11.48)	0:23.42 [2] (0:11.44)	0:34.90	+4

Scratched: Bandit (#7)

Track Rating: Good 3, Weather: Fine, Rail Position: +4.0m Entire Course

Section				200m				Last 600m	
Field Times				0:11.58 (0:11.58)				0:34.59	
Rank	TAB	Horse/Jockey	Barrier	Top Speed [km/h]	Fastest Section	Margin			Distance Travelled [m]
1	3	TAVIS TOWN Samantha Collett	8	64.0 400m	0:11.43 400m	0:11.58 [1] (0:11.58)	1:43.18		0:34.59
2	6	PATMOS ISLAND Justin Stanley	1	64.5 400m	0:11.34 400m	0:11.50 [3] (0:11.50)	0.8L		0:34.35 +1
3	4	CHASING JACKLEY Jaden Lloyd	2	65.3 400m	0:11.29 400m	0:11.51 [4] (0:11.51)	1.3L		0:34.18 +3
4	2	MOTION LEGEND James Orman	4	66.2 400m	0:11.20 400m	0:11.51 [5] (0:11.51)	1.5L		0:34.12 +8
4	5	WHY WE DRINK Martin Harley	6	66.9 600m	0:11.11 400m	0:11.36 [6] (0:11.36)	1.5L		0:33.81 +10
6	8	JAKKALBERRY FINN Ben Thompson	3	65.0 400m	0:11.28 400m	0:11.41 [8] (0:11.41)	2.5L		0:34.10 +3
7	9	NAUGHTY HARRY Tiffani Brooker	5	65.1 400m	0:11.33 400m	0:11.49 [7] (0:11.49)	2.8L		0:34.38 +7
8	1	OLYMPIC LEGEND Emily Lang	9	63.9 400m	0:11.44 400m	0:11.98 [2] (0:11.98)	2.9L		0:34.90 +4

Scratched: Bandit (#7)



Horse/Jockey Name	Tavis Town
Final Rank	1
Fastest Section Time (Section)	0:11.43 (400m)
Top Speed [km/h] (Section)	64.0 (400m)
Race State	Finished



Ipswich QLD Professional

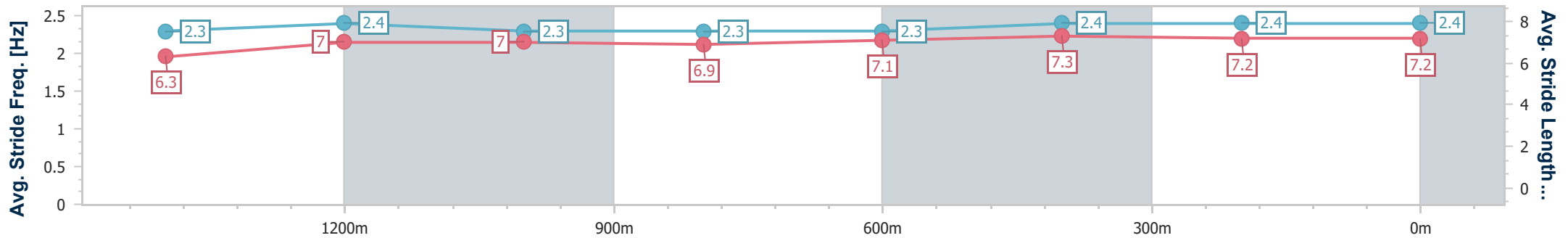
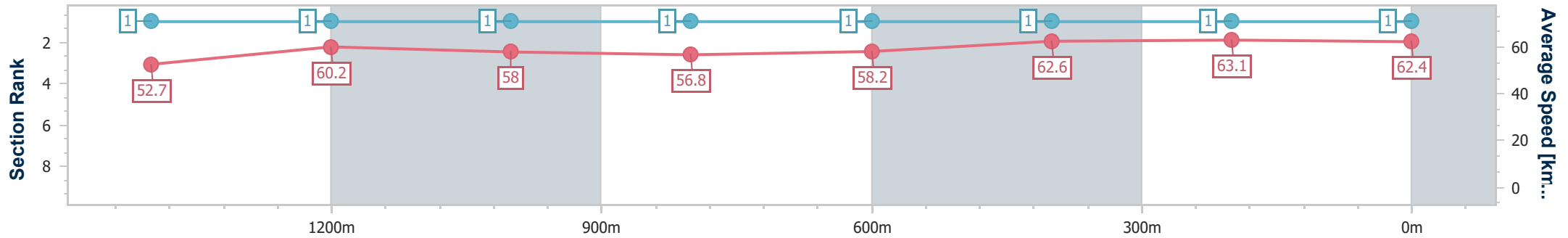
Race 4: FUTURE FINANCE GROUP Class 5 Handicap - 1680m



17 November 2023 - 14:12

Track Rating: Good 3, Weather: Fine, Rail Position: +4.0m Entire Course

Section	Overall	1400m	1200m	1000m	800m	600m	400m	200m
Section Times	1:43.18 [1] (0:19.15)	1:24.03 [1] (0:11.90)	1:12.13 [1] (0:12.40)	0:59.73 [1] (0:12.71)	0:47.02 [1] (0:12.43)	0:34.59 [1] (0:11.58)	0:23.01 [1] (0:11.43)	0:11.58 [1] (0:11.58)
Average Speed [km/h]	52.7	60.2	58.0	56.8	58.2	62.6	63.1	62.4
Top Speed [km/h]	61.9	61.2	59.5	57.1	60.1	63.2	64.0	63.7
Avg. Dist. to Rail [m]	4.4	0.9	0.7	0.5	1.8	1.3	1.2	0.4
Avg. Stride Freq. [Hz]	2.3	2.4	2.3	2.3	2.3	2.4	2.4	2.4
Avg. Stride Length [m]	6.3	7.0	7.0	6.9	7.1	7.3	7.2	7.2



- [] Ranking at each section and finish
- .-.- No data available at this section
- NA No data available



Horse/Jockey Name	Patmos Island
Final Rank	2
Fastest Section Time (Section)	0:11.34 (400m)
Top Speed [km/h] (Section)	64.5 (400m)
Race State	Finished



Ipswich QLD Professional

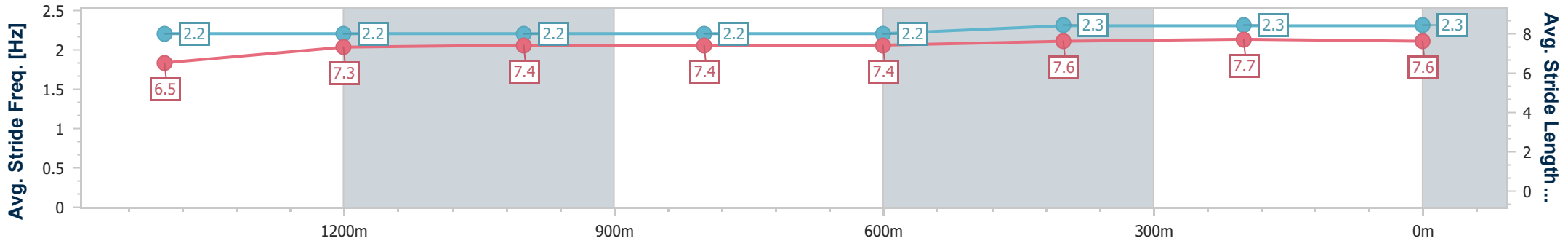
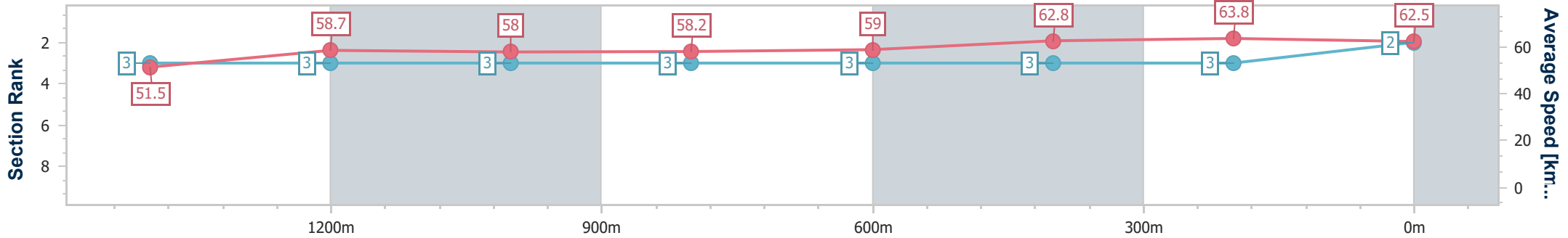
Race 4: FUTURE FINANCE GROUP Class 5 Handicap - 1680m

17 November 2023 - 14:12

Track Rating: Good 3, Weather: Fine, Rail Position: +4.0m Entire Course



Section	Overall	1400m	1200m	1000m	800m	600m	400m	200m						
Section Times	1:43.32 [2] (0:19.54)	1:23.78 [3] (0:12.27)	1:11.51 [3] (0:12.49)	0:59.02 [3] (0:12.38)	0:46.64 [3] (0:12.29)	0:34.35 [3] (0:11.51)	0:22.84 [3] (0:11.34)	0:11.50 [3] (0:11.50)						
Average Speed [km/h]	51.5	58.7	58.0	58.2	59.0	62.8	63.8	62.5						
Top Speed [km/h]	59.6	58.9	58.6	58.5	61.1	63.4	64.5	64.3						
Avg. Dist. to Rail [m]	1.5	0.4	1.4	0.9	1.7	1.5	1.6	1.3						
Avg. Stride Freq. [Hz]	2.2	2.2	2.2	2.2	2.2	2.3	2.3	2.3						
Avg. Stride Length [m]	6.5	7.3	7.4	7.4	7.4	7.6	7.7	7.6						



- [] Ranking at each section and finish
- .-.-.- No data available at this section
- NA No data available



Horse/Jockey Name	Chasing Jackley
Final Rank	3
Fastest Section Time (Section)	0:11.29 (400m)
Top Speed [km/h] (Section)	65.3 (400m)
Race State	Finished



Ipswich QLD Professional

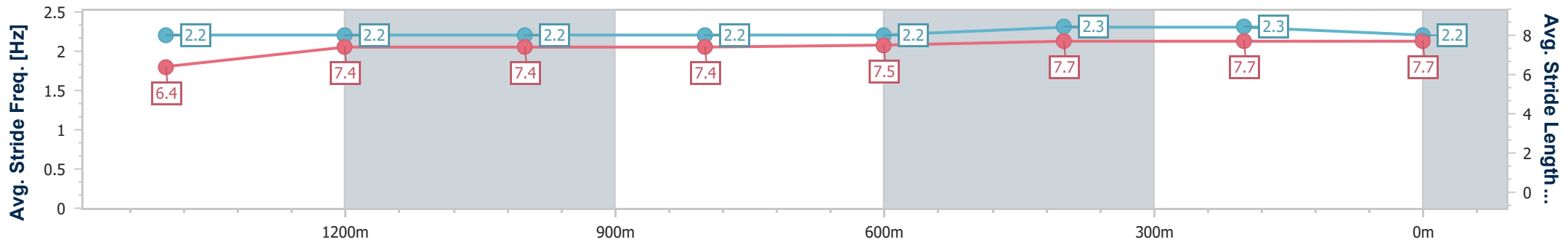
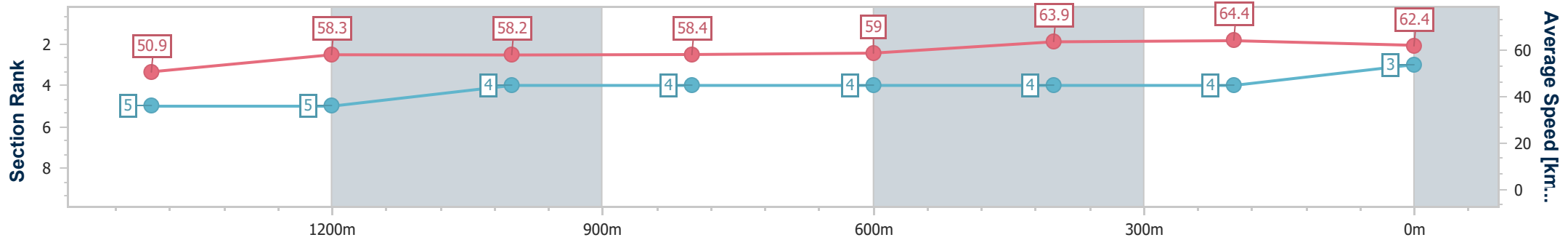
Race 4: FUTURE FINANCE GROUP Class 5 Handicap - 1680m

17 November 2023 - 14:12

Track Rating: Good 3, Weather: Fine, Rail Position: +4.0m Entire Course



Section	Overall	1400m	1200m	1000m	800m	600m	400m	200m
Section Times	1:43.41 [3] (0:19.83)	1:23.58 [5] (0:12.34)	1:11.24 [5] (0:12.44)	0:58.80 [4] (0:12.33)	0:46.47 [4] (0:12.29)	0:34.18 [4] (0:11.38)	0:22.80 [4] (0:11.29)	0:11.51 [4] (0:11.51)
Average Speed [km/h]	50.9	58.3	58.2	58.4	59.0	63.9	64.4	62.4
Top Speed [km/h]	59.5	58.9	59.0	59.2	61.2	65.1	65.3	62.9
Avg. Dist. to Rail [m]	2.0	0.4	1.4	0.8	1.8	2.1	2.8	4.0
Avg. Stride Freq. [Hz]	2.2	2.2	2.2	2.2	2.2	2.3	2.3	2.2
Avg. Stride Length [m]	6.4	7.4	7.4	7.4	7.5	7.7	7.7	7.7



- [] Ranking at each section and finish
- .-.- No data available at this section
- NA No data available



Horse/Jockey Name	Motion Legend
Final Rank	4
Fastest Section Time (Section)	0:11.20 (400m)
Top Speed [km/h] (Section)	66.2 (400m)
Race State	Finished



Ipswich QLD Professional

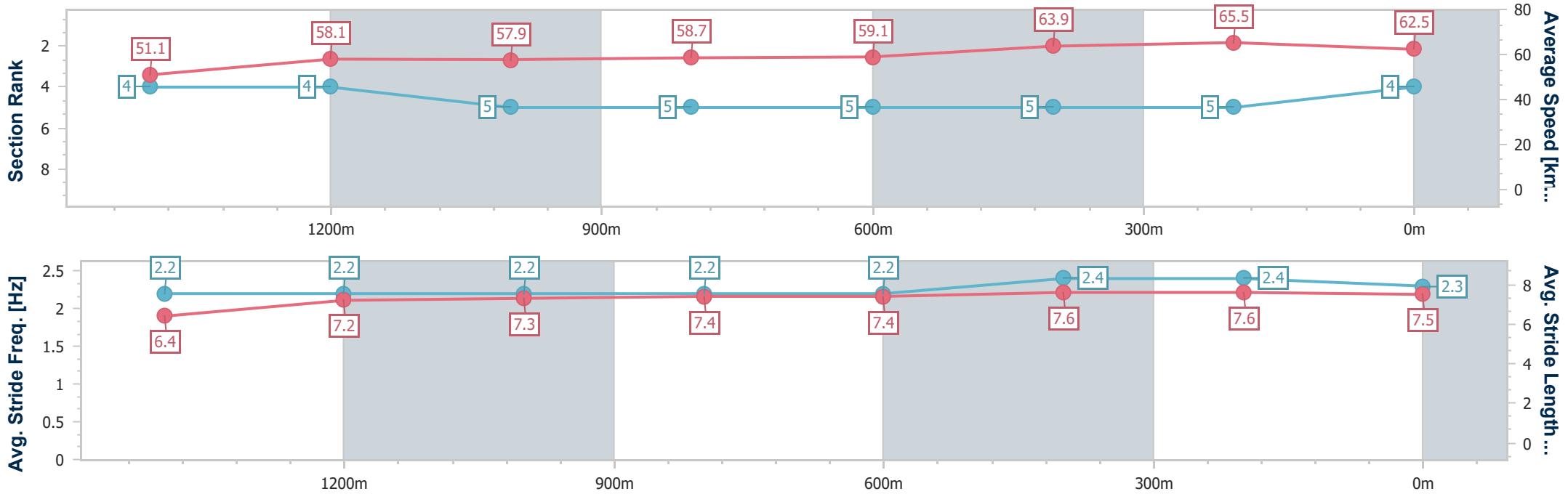
Race 4: FUTURE FINANCE GROUP Class 5 Handicap - 1680m

17 November 2023 - 14:12

Track Rating: Good 3, Weather: Fine, Rail Position: +4.0m Entire Course



Section	Overall	1400m	1200m	1000m	800m	600m	400m	200m
Section Times	1:43.44 [4] (0:19.74)	1:23.70 [4] (0:12.42)	1:11.28 [4] (0:12.52)	0:58.76 [5] (0:12.34)	0:46.42 [5] (0:12.30)	0:34.12 [5] (0:11.41)	0:22.71 [5] (0:11.20)	0:11.51 [5] (0:11.51)
Average Speed [km/h]	51.1	58.1	57.9	58.7	59.1	63.9	65.5	62.5
Top Speed [km/h]	60.3	59.0	59.2	60.2	61.1	66.1	66.2	65.9
Avg. Dist. to Rail [m]	2.9	0.4	2.1	1.9	2.6	3.2	5.3	5.4
Avg. Stride Freq. [Hz]	2.2	2.2	2.2	2.2	2.2	2.4	2.4	2.3
Avg. Stride Length [m]	6.4	7.2	7.3	7.4	7.4	7.6	7.6	7.5



- [] Ranking at each section and finish
- .-.- No data available at this section
- NA No data available



Horse/Jockey Name	Why We Drink
Final Rank	4
Fastest Section Time (Section)	0:11.11 (400m)
Top Speed [km/h] (Section)	66.9 (600m)
Race State	Finished



Ipswich QLD Professional

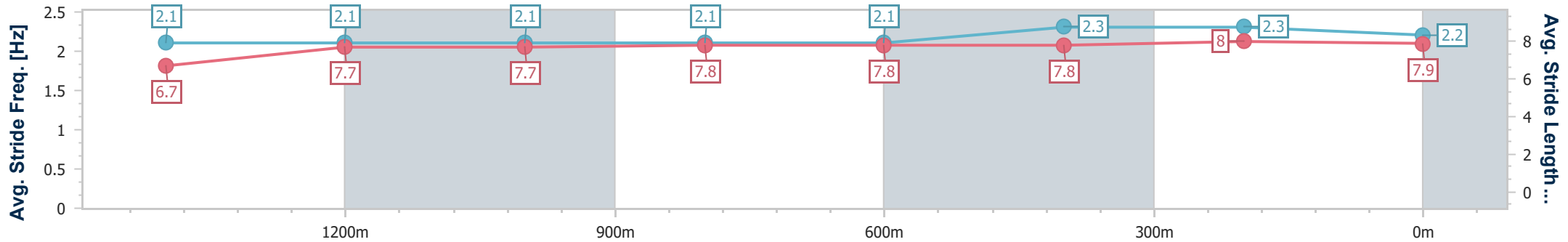
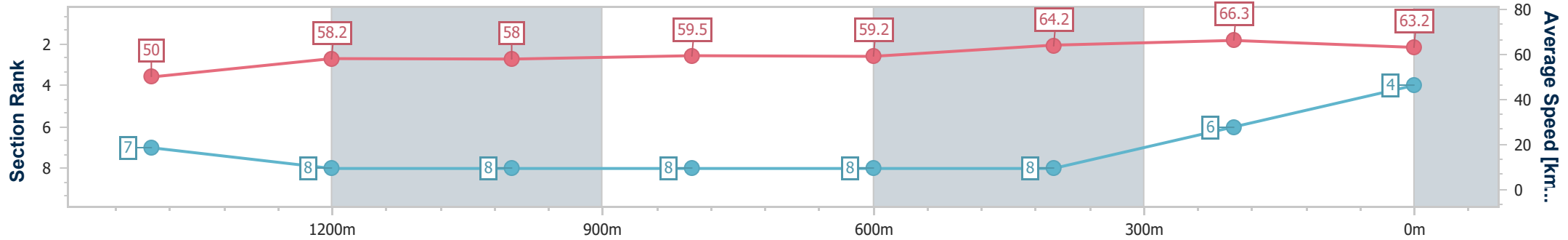
Race 4: FUTURE FINANCE GROUP Class 5 Handicap - 1680m

17 November 2023 - 14:12

Track Rating: Good 3, Weather: Fine, Rail Position: +4.0m Entire Course



Section	Overall	1400m	1200m	1000m	800m	600m	400m	200m						
Section Times	1:43.44 [4] (0:20.14)	1:23.30 [7] (0:12.47)	1:10.83 [8] (0:12.50)	0:58.33 [8] (0:12.18)	0:46.15 [8] (0:12.34)	0:33.81 [8] (0:11.34)	0:22.47 [8] (0:11.11)	0:11.36 [6] (0:11.36)						
Average Speed [km/h]	50.0	58.2	58.0	59.5	59.2	64.2	66.3	63.2						
Top Speed [km/h]	59.2	59.0	59.7	60.3	61.9	66.9	66.7	66.3						
Avg. Dist. to Rail [m]	4.5	1.2	2.6	2.0	3.1	3.6	6.2	7.1						
Avg. Stride Freq. [Hz]	2.1	2.1	2.1	2.1	2.1	2.3	2.3	2.2						
Avg. Stride Length [m]	6.7	7.7	7.7	7.8	7.8	7.8	8.0	7.9						



- [] Ranking at each section and finish
- .-.- No data available at this section
- NA No data available



Horse/Jockey Name	Jakkalberry Finn
Final Rank	6
Fastest Section Time (Section)	0:11.28 (400m)
Top Speed [km/h] (Section)	65.0 (400m)
Race State	Finished



Ipswich QLD Professional

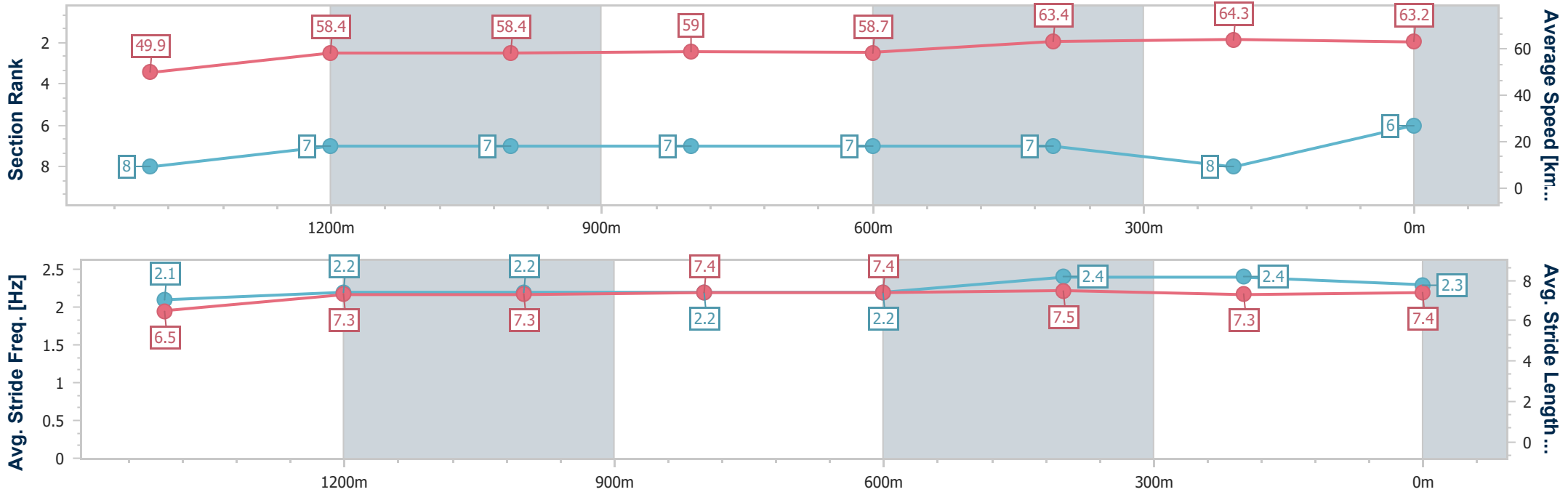
Race 4: FUTURE FINANCE GROUP Class 5 Handicap - 1680m

17 November 2023 - 14:12

Track Rating: Good 3, Weather: Fine, Rail Position: +4.0m Entire Course



Section	Overall	1400m	1200m	1000m	800m	600m	400m	200m
Section Times	1:43.63 [6] (0:20.19)	1:23.44 [8] (0:12.37)	1:11.07 [7] (0:12.37)	0:58.70 [7] (0:12.27)	0:46.43 [7] (0:12.33)	0:34.10 [7] (0:11.41)	0:22.69 [7] (0:11.28)	0:11.41 [8] (0:11.41)
Average Speed [km/h]	49.9	58.4	58.4	59.0	58.7	63.4	64.3	63.2
Top Speed [km/h]	59.4	59.4	59.3	59.8	61.7	64.6	65.0	64.8
Avg. Dist. to Rail [m]	2.6	0.3	1.5	1.0	2.0	1.7	2.1	1.8
Avg. Stride Freq. [Hz]	2.1	2.2	2.2	2.2	2.2	2.4	2.4	2.3
Avg. Stride Length [m]	6.5	7.3	7.3	7.4	7.4	7.5	7.3	7.4



- [] Ranking at each section and finish
- .-.- No data available at this section
- NA No data available



Horse/Jockey Name	Naughty Harry
Final Rank	7
Fastest Section Time (Section)	0:11.33 (400m)
Top Speed [km/h] (Section)	65.1 (400m)
Race State	Finished



Ipswich QLD Professional

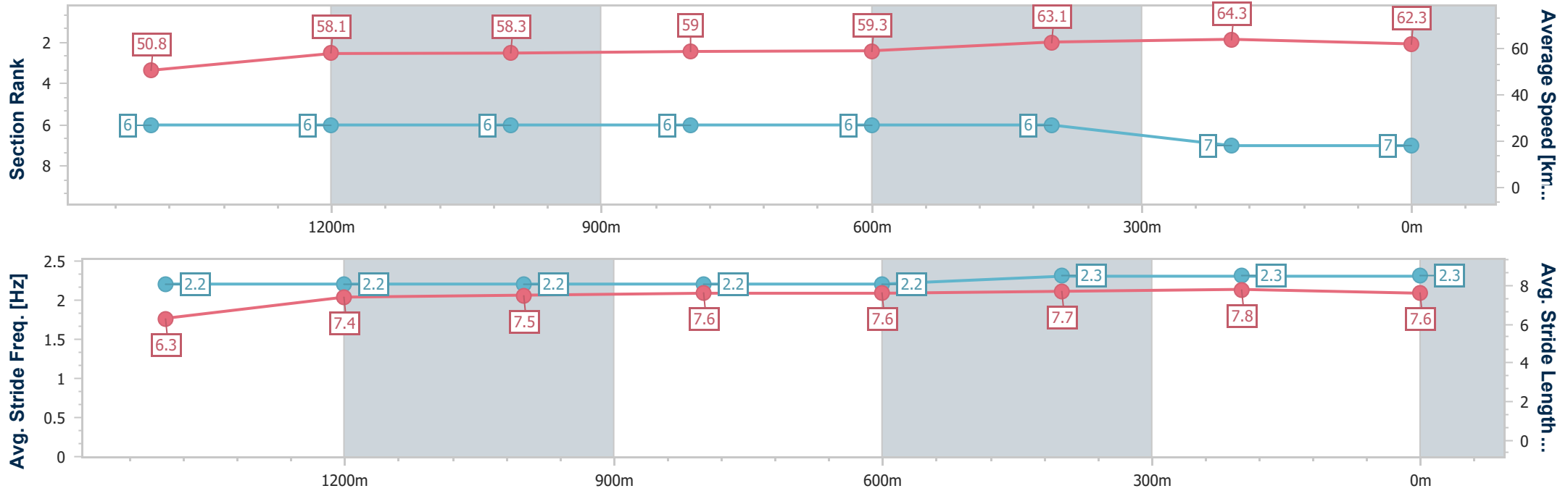
Race 4: FUTURE FINANCE GROUP Class 5 Handicap - 1680m



17 November 2023 - 14:12

Track Rating: Good 3, Weather: Fine, Rail Position: +4.0m Entire Course

Section	Overall	1400m	1200m	1000m	800m	600m	400m	200m					
Section Times	1:43.71 [7] (0:19.91)	1:23.80 [6] (0:12.45)	1:11.35 [6] (0:12.46)	0:58.89 [6] (0:12.23)	0:46.66 [6] (0:12.28)	0:34.38 [6] (0:11.56)	0:22.82 [6] (0:11.33)	0:11.49 [7] (0:11.49)					
Average Speed [km/h]	50.8	58.1	58.3	59.0	59.3	63.1	64.3	62.3					
Top Speed [km/h]	60.1	59.2	59.3	59.8	61.2	63.9	65.1	64.8					
Avg. Dist. to Rail [m]	3.3	0.9	2.4	1.9	2.8	3.1	3.5	5.1					
Avg. Stride Freq. [Hz]	2.2	2.2	2.2	2.2	2.2	2.3	2.3	2.3					
Avg. Stride Length [m]	6.3	7.4	7.5	7.6	7.6	7.7	7.8	7.6					



- [] Ranking at each section and finish
- .-.- No data available at this section
- NA No data available



Horse/Jockey Name	Olympic Legend
Final Rank	8
Fastest Section Time (Section)	0:11.44 (400m)
Top Speed [km/h] (Section)	63.9 (400m)
Race State	Finished



Ipswich QLD Professional

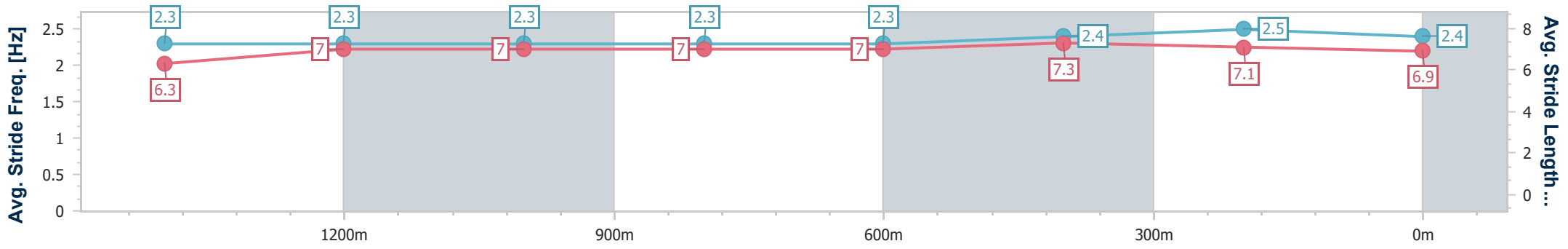
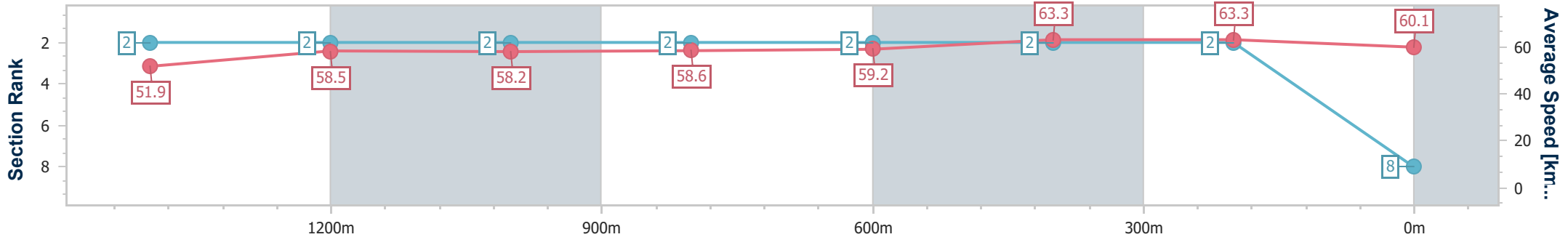
Race 4: FUTURE FINANCE GROUP Class 5 Handicap - 1680m

17 November 2023 - 14:12

Track Rating: Good 3, Weather: Fine, Rail Position: +4.0m Entire Course



Section	Overall	1400m	1200m	1000m	800m	600m	400m	200m						
Section Times	1:43.71 [8] (0:19.43)	1:24.28 [2] (0:12.32)	1:11.96 [2] (0:12.42)	0:59.54 [2] (0:12.34)	0:47.20 [2] (0:12.30)	0:34.90 [2] (0:11.48)	0:23.42 [2] (0:11.44)	0:11.98 [2] (0:11.98)						
Average Speed [km/h]	51.9	58.5	58.2	58.6	59.2	63.3	63.3	60.1						
Top Speed [km/h]	60.4	59.3	59.3	59.4	61.5	63.8	63.9	63.0						
Avg. Dist. to Rail [m]	5.5	0.2	1.4	1.6	2.7	2.4	2.6	2.8						
Avg. Stride Freq. [Hz]	2.3	2.3	2.3	2.3	2.3	2.4	2.5	2.4						
Avg. Stride Length [m]	6.3	7.0	7.0	7.0	7.0	7.3	7.1	6.9						



- [] Ranking at each section and finish
- .-.- No data available at this section
- NA No data available