



# Ipswich QLD Professional

## Race 9: SIRROMET Class 2 Handicap - 1350m

17 November 2023 - 17:23



Track Rating: Good 3, Weather: Fine, Rail Position: +4.0m Entire Course

Section		Field Times										Last 600m	
		Overall	1200m	1000m	800m	600m	400m						
		1:20.23 (0:11.00)	1:09.23 (0:11.21)	0:58.02 (0:11.63)	0:46.39 (0:11.95)	0:34.44 (0:11.55)	0:22.89 (0:11.54)						0:34.44
Rank	TAB	Horse/Jockey	Barrier	Top Speed [km/h]	Fastest Section								Distance Travelled [m]
1	2	<b>BULLION BOY</b> Michael Murphy	1	65.6 200m	0:11.18 Overall	1:20.23 [1] (0:11.18)	1:09.05 [4] (0:11.31)	0:57.74 [4] (0:11.63)	0:46.11 [3] (0:11.93)	0:34.18 [3] (0:11.53)	0:22.65 [3] (0:11.33)	0:34.18	
2	1	<b>SACRED MISSION</b> Ryan Maloney	11	66.1 1200m	0:11.11 1200m	1:20.27 [2] (0:11.13)	1:09.14 [3] (0:11.11)	0:58.03 [2] (0:11.75)	0:46.28 [2] (0:11.90)	0:34.38 [2] (0:11.45)	0:22.93 [1] (0:11.54)	0:34.38	+3
3	3	<b>DEMON DARB</b> Mark Du Plessis	7	65.1 1200m	0:11.08 Overall	1:20.40 [3] (0:11.08)	1:09.32 [2] (0:11.31)	0:58.01 [3] (0:11.87)	0:46.14 [5] (0:11.87)	0:34.27 [5] (0:11.57)	0:22.70 [5] (0:11.49)	0:34.27	+4
4	8	<b>EASY COMPANY</b> Jake Bayliss	4	65.6 1200m	0:11.29 Overall	1:20.56 [4] (0:11.29)	1:09.27 [5] (0:11.30)	0:57.97 [5] (0:11.85)	0:46.12 [6] (0:11.98)	0:34.14 [7] (0:11.47)	0:22.67 [6] (0:11.36)	0:34.14	+4
5	11	<b>TOBA</b> Cejay Graham	15	64.5 1200m	0:11.35 200m	1:20.94 [5] (0:11.82)	1:09.12 [9] (0:11.43)	0:57.69 [9] (0:11.57)	0:46.12 [9] (0:11.85)	0:34.27 [8] (0:11.50)	0:22.77 [8] (0:11.42)	0:34.27	+2
6	5	<b>DIANA'S AFFAIR</b> James Orman	8	66.3 1200m	0:11.20 1200m	1:21.12 [6] (0:11.67)	1:09.45 [8] (0:11.20)	0:58.25 [7] (0:11.59)	0:46.66 [7] (0:11.92)	0:34.74 [6] (0:11.60)	0:23.14 [7] (0:11.43)	0:34.74	+0
7	4	<b>SIR RANDOLPH</b> Ben Thompson	9	65.8 1200m	0:11.17 1200m	1:21.28 [7] (0:11.46)	1:09.82 [6] (0:11.17)	0:58.65 [6] (0:11.63)	0:47.02 [4] (0:11.83)	0:35.19 [4] (0:11.55)	0:23.64 [4] (0:11.78)	0:35.19	+7
8	7	<b>ENVIABLE</b> Angela Jones	6	65.8 1200m	0:11.32 1200m	1:21.49 [8] (0:11.59)	1:09.90 [7] (0:11.32)	0:58.58 [8] (0:11.77)	0:46.81 [8] (0:12.03)	0:34.78 [9] (0:11.48)	0:23.30 [9] (0:11.50)	0:34.78	+5
9	9	<b>THE RAMPANT</b> Emily Lang	3	65.6 1200m	0:11.00 Overall	1:21.51 [9] (0:11.00)	1:10.51 [1] (0:11.21)	0:59.30 [1] (0:11.63)	0:47.67 [1] (0:11.95)	0:35.72 [1] (0:11.57)	0:24.15 [2] (0:11.71)	0:35.72	-1

Scratched: Union Spirit (#6), Human Touch (#12), Firstluv (#10), Mofeed Warrior (#15), King Dick (#14), Maxie Tap (#13), Evanescent (#16)



# Ipswich QLD Professional

## Race 9: SIRROMET Class 2 Handicap - 1350m

17 November 2023 - 17:23



Track Rating: Good 3, Weather: Fine, Rail Position: +4.0m Entire Course

Section				200m				Last 600m	
Field Times				0:11.35 (0:11.35)				0:34.44	
Rank	TAB	Horse/Jockey	Barrier	Top Speed [km/h]	Fastest Section	Margin			Distance Travelled [m]
1	2	<b>BULLION BOY</b> Michael Murphy	1	65.6 200m	0:11.18 Overall	0:11.32 [2] (0:11.32)	1:20.23		0:34.18
2	1	<b>SACRED MISSION</b> Ryan Maloney	11	66.1 1200m	0:11.11 1200m	0:11.39 [1] (0:11.39)	0.2L		0:34.38 +3
3	3	<b>DEMON DARB</b> Mark Du Plessis	7	65.1 1200m	0:11.08 Overall	0:11.21 [4] (0:11.21)	1L		0:34.27 +4
4	8	<b>EASY COMPANY</b> Jake Bayliss	4	65.6 1200m	0:11.29 Overall	0:11.31 [5] (0:11.31)	1.8L		0:34.14 +4
5	11	<b>TOBA</b> Cejay Graham	15	64.5 1200m	0:11.35 200m	0:11.35 [8] (0:11.35)	4.1L		0:34.27 +2
6	5	<b>DIANA'S AFFAIR</b> James Orman	8	66.3 1200m	0:11.20 1200m	0:11.71 [6] (0:11.71)	5.1L		0:34.74 +0
7	4	<b>SIR RANDOLPH</b> Ben Thompson	9	65.8 1200m	0:11.17 1200m	0:11.86 [7] (0:11.86)	5.9L		0:35.19 +7
8	7	<b>ENVIABLE</b> Angela Jones	6	65.8 1200m	0:11.32 1200m	0:11.80 [9] (0:11.80)	6.9L		0:34.78 +5
9	9	<b>THE RAMPANT</b> Emily Lang	3	65.6 1200m	0:11.00 Overall	0:12.44 [3] (0:12.44)	7.1L		0:35.72 -1

Scratched: Union Spirit (#6), Human Touch (#12), Firstluv (#10), Mofeed Warrior (#15), King Dick (#14), Maxie Tap (#13), Evanescent (#16)



Horse/Jockey Name	Bullion Boy
Final Rank	1
Fastest Section Time (Section)	0:11.18 (Overall)
Top Speed [km/h] (Section)	65.6 (200m)
Race State	Finished



### Ipswich QLD Professional

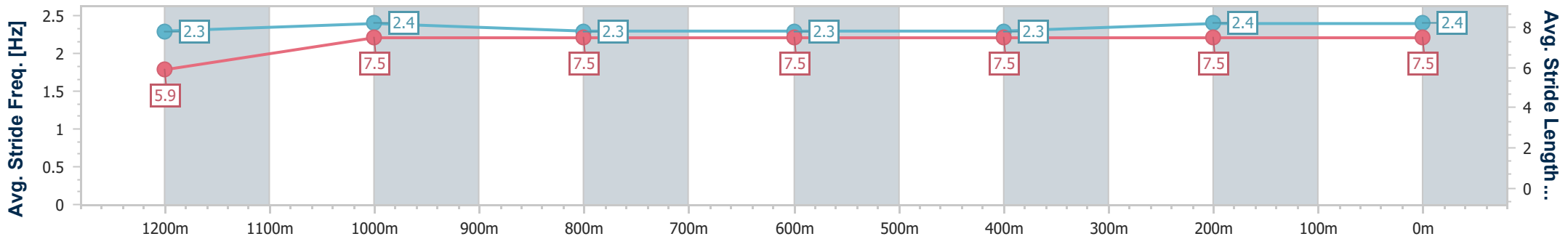
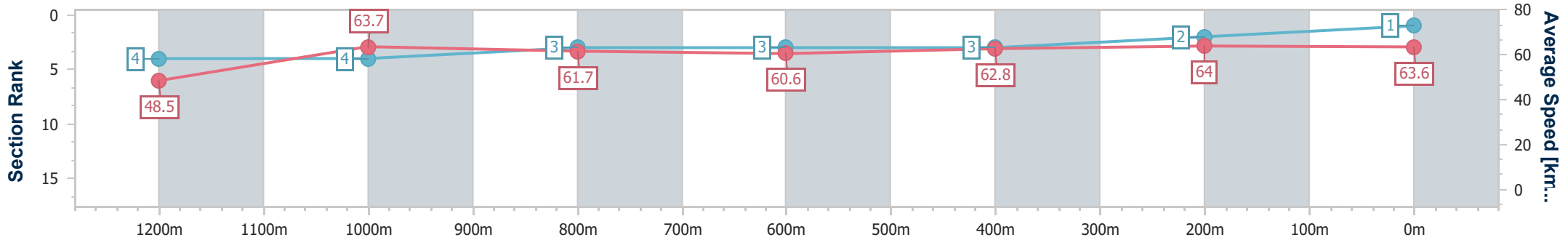
Race 9: SIRROMET Class 2 Handicap - 1350m

17 November 2023 - 17:23

Track Rating: Good 3, Weather: Fine, Rail Position: +4.0m Entire Course



Section	Overall	1200m	1000m	800m	600m	400m	200m
Section Times	1:20.23 [1] (0:11.18)	1:09.05 [4] (0:11.31)	0:57.74 [4] (0:11.63)	0:46.11 [3] (0:11.93)	0:34.18 [3] (0:11.53)	0:22.65 [3] (0:11.33)	0:11.32 [2] (0:11.32)
Average Speed [km/h]	48.5	63.7	61.7	60.6	62.8	64.0	63.6
Top Speed [km/h]	63.9	64.4	63.6	61.5	63.6	65.4	65.6
Avg. Dist. to Rail [m]	0.9	1.2	0.5	0.9	1.1	3.2	2.3
Avg. Stride Freq. [Hz]	2.3	2.4	2.3	2.3	2.3	2.4	2.4
Avg. Stride Length [m]	5.9	7.5	7.5	7.5	7.5	7.5	7.5



- [ ] Ranking at each section and finish
- .-.- No data available at this section
- NA No data available



Horse/Jockey Name	Sacred Mission
Final Rank	2
Fastest Section Time (Section)	0:11.11 (1200m)
Top Speed [km/h] (Section)	66.1 (1200m)
Race State	Finished



### Ipswich QLD Professional

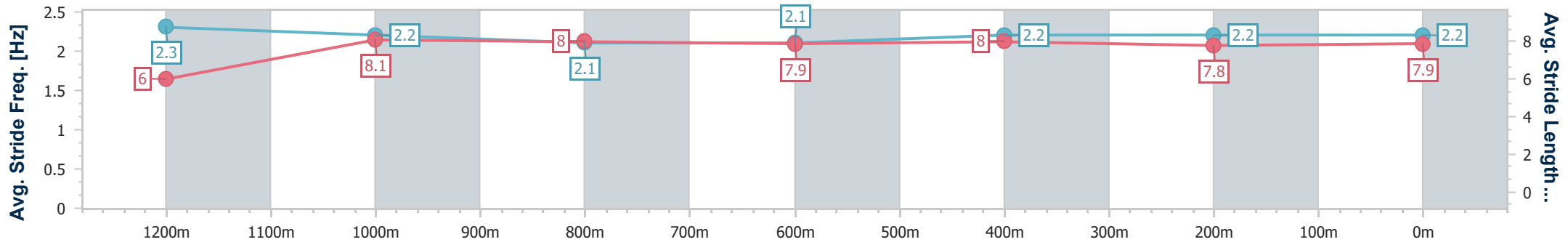
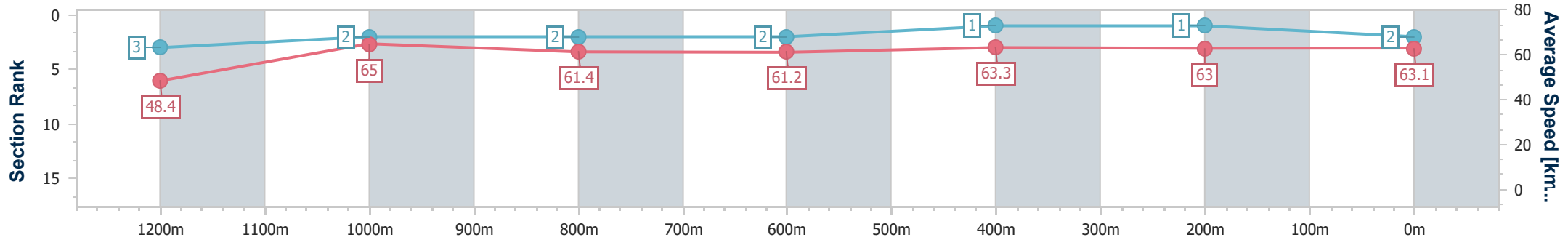
Race 9: SIRROMET Class 2 Handicap - 1350m

17 November 2023 - 17:23

Track Rating: Good 3, Weather: Fine, Rail Position: +4.0m Entire Course



Section	Overall	1200m	1000m	800m	600m	400m	200m
Section Times	1:20.27 [2] (0:11.13)	1:09.14 [3] (0:11.11)	0:58.03 [2] (0:11.75)	0:46.28 [2] (0:11.90)	0:34.38 [2] (0:11.45)	0:22.93 [1] (0:11.54)	0:11.39 [1] (0:11.39)
Average Speed [km/h]	48.4	65.0	61.4	61.2	63.3	63.0	63.1
Top Speed [km/h]	63.6	66.1	64.3	62.1	64.4	63.9	63.9
Avg. Dist. to Rail [m]	6.1	3.7	1.4	1.9	1.9	2.1	0.9
Avg. Stride Freq. [Hz]	2.3	2.2	2.1	2.1	2.2	2.2	2.2
Avg. Stride Length [m]	6.0	8.1	8.0	7.9	8.0	7.8	7.9



- [ ] Ranking at each section and finish
- .-.- No data available at this section
- NA No data available



Horse/Jockey Name	Demon Darb
Final Rank	3
Fastest Section Time (Section)	0:11.08 (Overall)
Top Speed [km/h] (Section)	65.1 (1200m)
Race State	Finished



### Ipswich QLD Professional

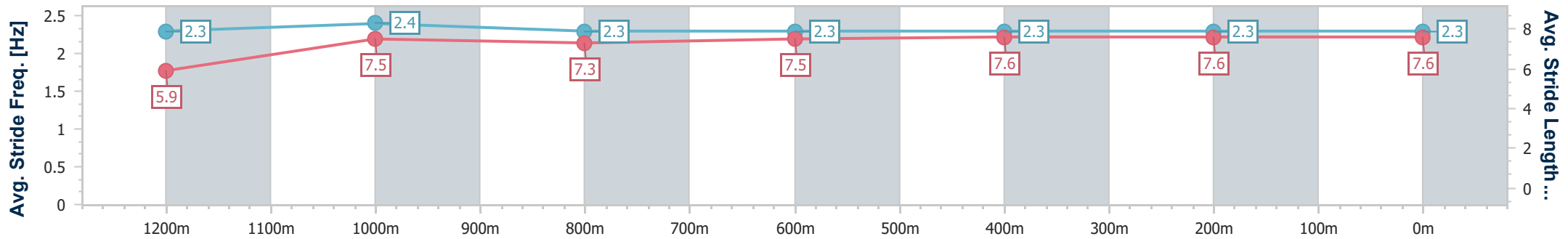
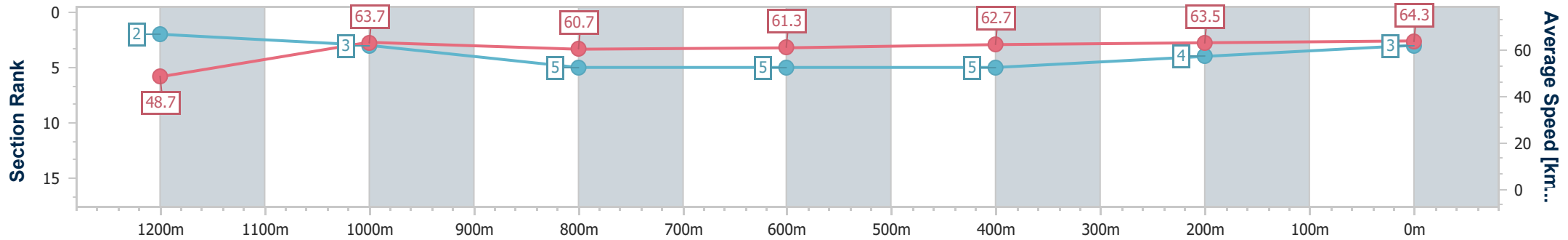
Race 9: SIRROMET Class 2 Handicap - 1350m

17 November 2023 - 17:23

Track Rating: Good 3, Weather: Fine, Rail Position: +4.0m Entire Course



Section	Overall	1200m	1000m	800m	600m	400m	200m
Section Times	1:20.40 [3] (0:11.08)	1:09.32 [2] (0:11.31)	0:58.01 [3] (0:11.87)	0:46.14 [5] (0:11.87)	0:34.27 [5] (0:11.57)	0:22.70 [5] (0:11.49)	0:11.21 [4] (0:11.21)
Average Speed [km/h]	48.7	63.7	60.7	61.3	62.7	63.5	64.3
Top Speed [km/h]	64.8	65.1	63.3	63.2	64.3	64.5	65.1
Avg. Dist. to Rail [m]	4.1	2.3	1.0	2.1	2.2	4.1	4.5
Avg. Stride Freq. [Hz]	2.3	2.4	2.3	2.3	2.3	2.3	2.3
Avg. Stride Length [m]	5.9	7.5	7.3	7.5	7.6	7.6	7.6



- [ ] Ranking at each section and finish
- .-.- No data available at this section
- NA No data available



Horse/Jockey Name	Easy Company
Final Rank	4
Fastest Section Time (Section)	0:11.29 (Overall)
Top Speed [km/h] (Section)	65.6 (1200m)
Race State	Finished



### Ipswich QLD Professional

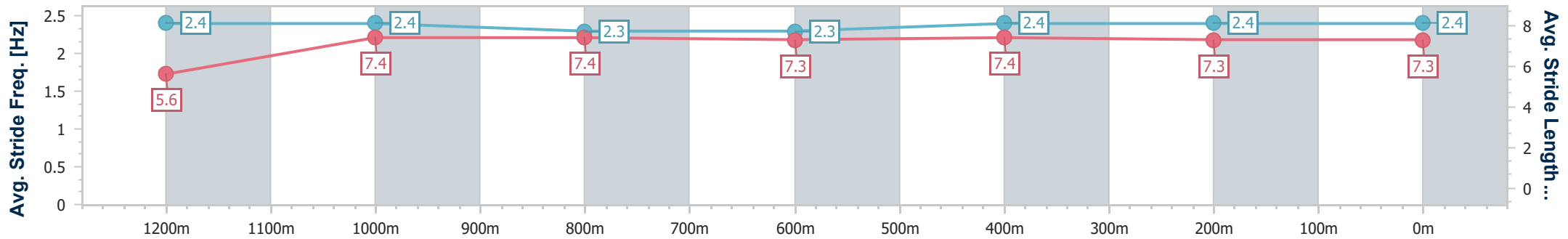
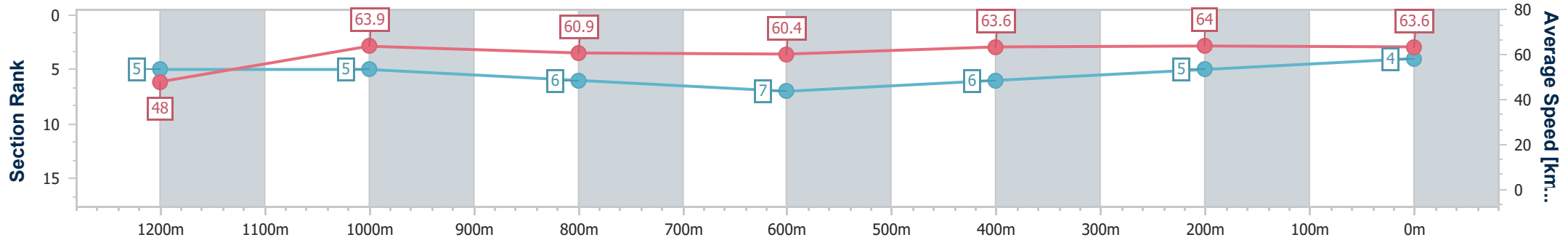
Race 9: SIRROMET Class 2 Handicap - 1350m

17 November 2023 - 17:23

Track Rating: Good 3, Weather: Fine, Rail Position: +4.0m Entire Course



Section	Overall	1200m	1000m	800m	600m	400m	200m
Section Times	1:20.56 [4] (0:11.29)	1:09.27 [5] (0:11.30)	0:57.97 [5] (0:11.85)	0:46.12 [6] (0:11.98)	0:34.14 [7] (0:11.47)	0:22.67 [6] (0:11.36)	0:11.31 [5] (0:11.31)
Average Speed [km/h]	48.0	63.9	60.9	60.4	63.6	64.0	63.6
Top Speed [km/h]	64.7	65.6	62.6	62.8	64.5	64.7	64.6
Avg. Dist. to Rail [m]	3.1	2.5	1.1	2.1	2.5	3.2	2.6
Avg. Stride Freq. [Hz]	2.4	2.4	2.3	2.3	2.4	2.4	2.4
Avg. Stride Length [m]	5.6	7.4	7.4	7.3	7.4	7.3	7.3



- [ ] Ranking at each section and finish
- .-.- No data available at this section
- NA No data available



Horse/Jockey Name	Toba
Final Rank	5
Fastest Section Time (Section)	0:11.35 (200m)
Top Speed [km/h] (Section)	64.5 (1200m)
Race State	Finished



### Ipswich QLD Professional

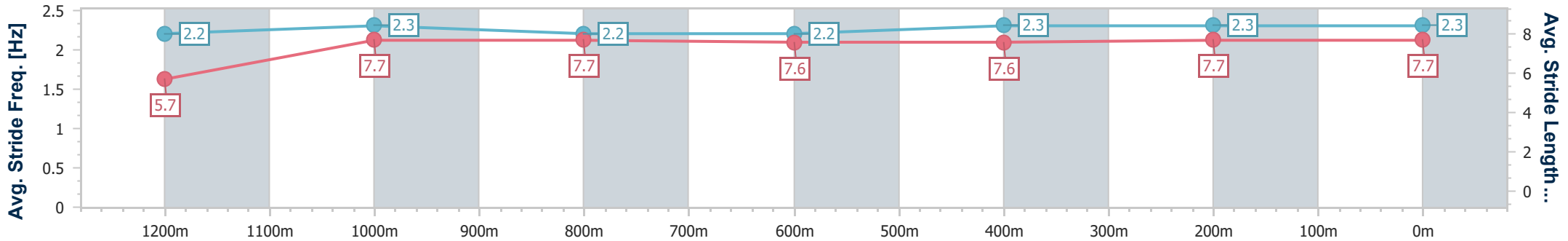
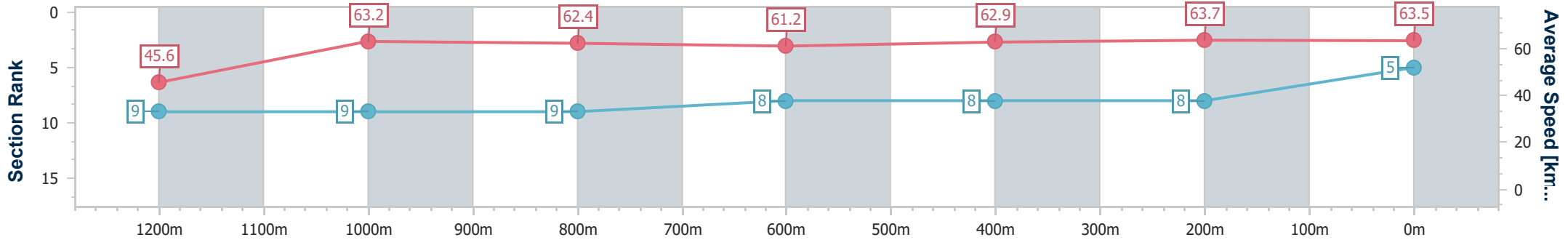
Race 9: SIRROMET Class 2 Handicap - 1350m

17 November 2023 - 17:23

Track Rating: Good 3, Weather: Fine, Rail Position: +4.0m Entire Course



Section	Overall	1200m	1000m	800m	600m	400m	200m
Section Times	1:20.94 [5] (0:11.82)	1:09.12 [9] (0:11.43)	0:57.69 [9] (0:11.57)	0:46.12 [9] (0:11.85)	0:34.27 [8] (0:11.50)	0:22.77 [8] (0:11.42)	0:11.35 [8] (0:11.35)
Average Speed [km/h]	45.6	63.2	62.4	61.2	62.9	63.7	63.5
Top Speed [km/h]	60.9	64.5	63.4	62.6	64.0	64.1	63.9
Avg. Dist. to Rail [m]	6.9	3.1	1.2	1.6	1.4	2.8	3.6
Avg. Stride Freq. [Hz]	2.2	2.3	2.2	2.2	2.3	2.3	2.3
Avg. Stride Length [m]	5.7	7.7	7.7	7.6	7.6	7.7	7.7



- [ ] Ranking at each section and finish
- .-.- No data available at this section
- NA No data available



Horse/Jockey Name	Diana's Affair
Final Rank	6
Fastest Section Time (Section)	0:11.20 (1200m)
Top Speed [km/h] (Section)	66.3 (1200m)
Race State	Finished



### Ipswich QLD Professional

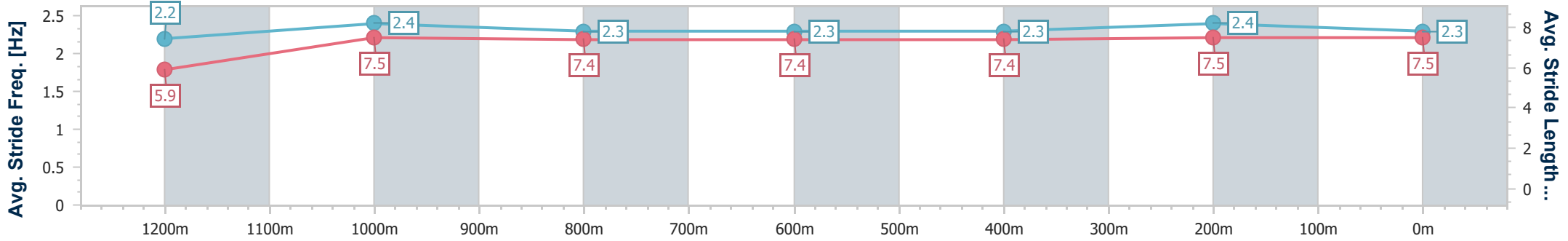
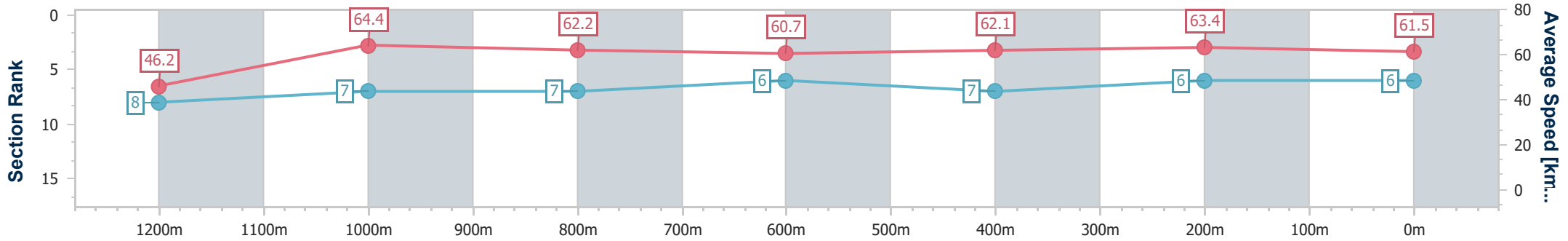
Race 9: SIRROMET Class 2 Handicap - 1350m

17 November 2023 - 17:23

Track Rating: Good 3, Weather: Fine, Rail Position: +4.0m Entire Course



Section	Overall	1200m	1000m	800m	600m	400m	200m
Section Times	1:21.12 [6] (0:11.67)	1:09.45 [8] (0:11.20)	0:58.25 [7] (0:11.59)	0:46.66 [7] (0:11.92)	0:34.74 [6] (0:11.60)	0:23.14 [7] (0:11.43)	0:11.71 [6] (0:11.71)
Average Speed [km/h]	46.2	64.4	62.2	60.7	62.1	63.4	61.5
Top Speed [km/h]	64.7	66.3	64.3	62.1	63.7	64.4	63.2
Avg. Dist. to Rail [m]	2.9	1.0	0.5	1.4	1.4	1.7	2.5
Avg. Stride Freq. [Hz]	2.2	2.4	2.3	2.3	2.3	2.4	2.3
Avg. Stride Length [m]	5.9	7.5	7.4	7.4	7.4	7.5	7.5



- [ ] Ranking at each section and finish
- .-.- No data available at this section
- NA No data available





Horse/Jockey Name	Sir Randolph
Final Rank	7
Fastest Section Time (Section)	0:11.17 (1200m)
Top Speed [km/h] (Section)	65.8 (1200m)
Race State	Finished



### Ipswich QLD Professional

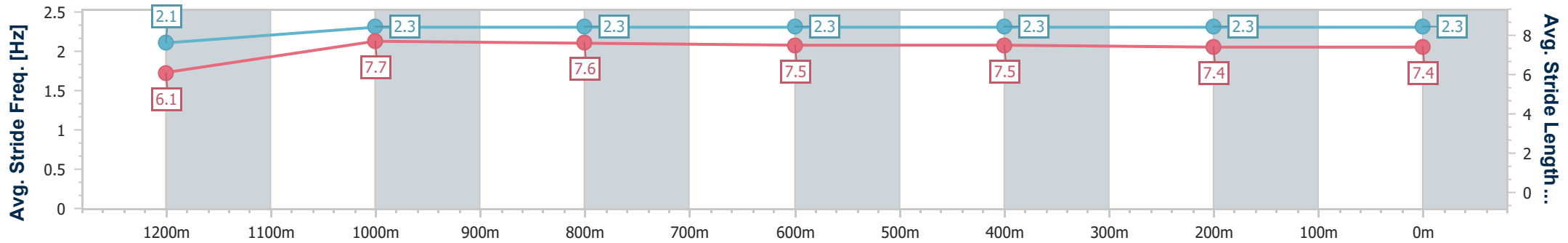
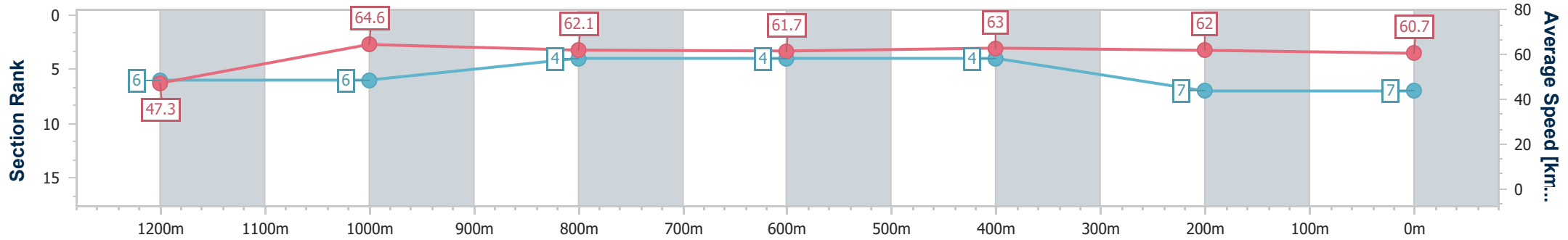
Race 9: SIRROMET Class 2 Handicap - 1350m

17 November 2023 - 17:23

Track Rating: Good 3, Weather: Fine, Rail Position: +4.0m Entire Course



Section	Overall	1200m	1000m	800m	600m	400m	200m
Section Times	1:21.28 [7] (0:11.46)	1:09.82 [6] (0:11.17)	0:58.65 [6] (0:11.63)	0:47.02 [4] (0:11.83)	0:35.19 [4] (0:11.55)	0:23.64 [4] (0:11.78)	0:11.86 [7] (0:11.86)
Average Speed [km/h]	47.3	64.6	62.1	61.7	63.0	62.0	60.7
Top Speed [km/h]	63.1	65.8	63.4	63.2	63.6	63.2	61.9
Avg. Dist. to Rail [m]	5.8	4.2	2.6	3.2	2.9	4.7	5.6
Avg. Stride Freq. [Hz]	2.1	2.3	2.3	2.3	2.3	2.3	2.3
Avg. Stride Length [m]	6.1	7.7	7.6	7.5	7.5	7.4	7.4



- [ ] Ranking at each section and finish
- .-.- No data available at this section
- NA No data available



Horse/Jockey Name	Enviabe
Final Rank	8
Fastest Section Time (Section)	0:11.32 (1200m)
Top Speed [km/h] (Section)	65.8 (1200m)
Race State	Finished



### Ipswich QLD Professional

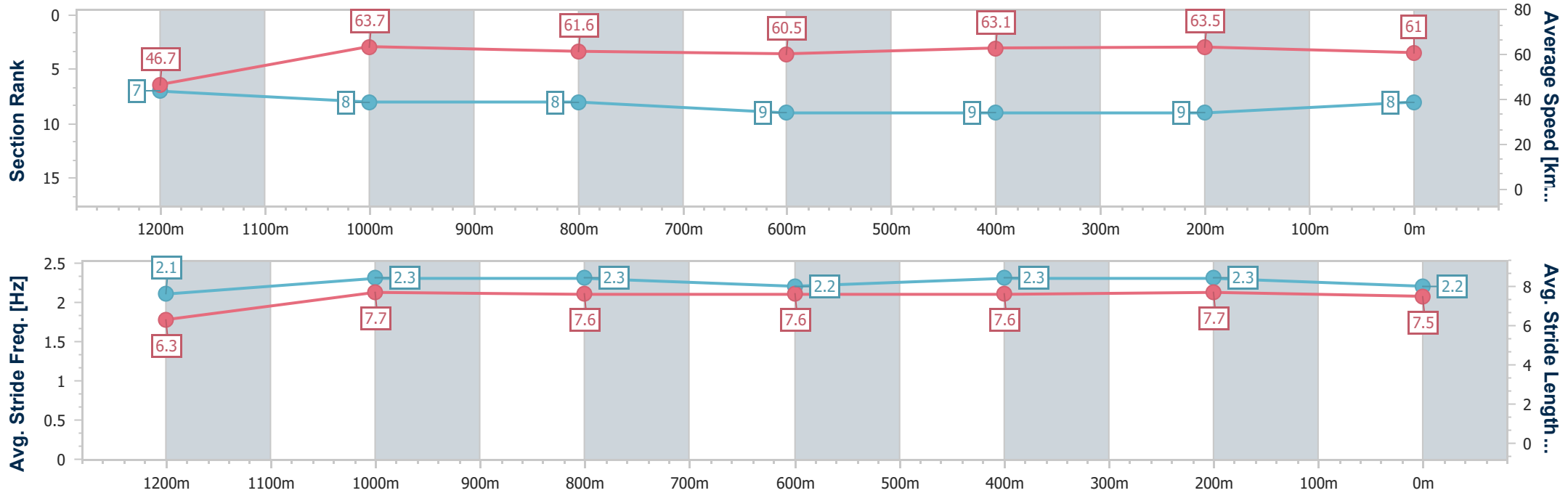
Race 9: SIRROMET Class 2 Handicap - 1350m

17 November 2023 - 17:23

Track Rating: Good 3, Weather: Fine, Rail Position: +4.0m Entire Course



Section	Overall	1200m	1000m	800m	600m	400m	200m
Section Times	1:21.49 [8] (0:11.59)	1:09.90 [7] (0:11.32)	0:58.58 [8] (0:11.77)	0:46.81 [8] (0:12.03)	0:34.78 [9] (0:11.48)	0:23.30 [9] (0:11.50)	0:11.80 [9] (0:11.80)
Average Speed [km/h]	46.7	63.7	61.6	60.5	63.1	63.5	61.0
Top Speed [km/h]	63.4	65.8	63.9	62.9	64.9	64.9	62.5
Avg. Dist. to Rail [m]	3.6	3.0	2.0	2.5	2.6	4.5	6.6
Avg. Stride Freq. [Hz]	2.1	2.3	2.3	2.2	2.3	2.3	2.2
Avg. Stride Length [m]	6.3	7.7	7.6	7.6	7.6	7.7	7.5



- [ ] Ranking at each section and finish
- .-.- No data available at this section
- NA No data available



Horse/Jockey Name	The Rampant
Final Rank	9
Fastest Section Time (Section)	0:11.00 (Overall)
Top Speed [km/h] (Section)	65.6 (1200m)
Race State	Finished



### Ipswich QLD Professional

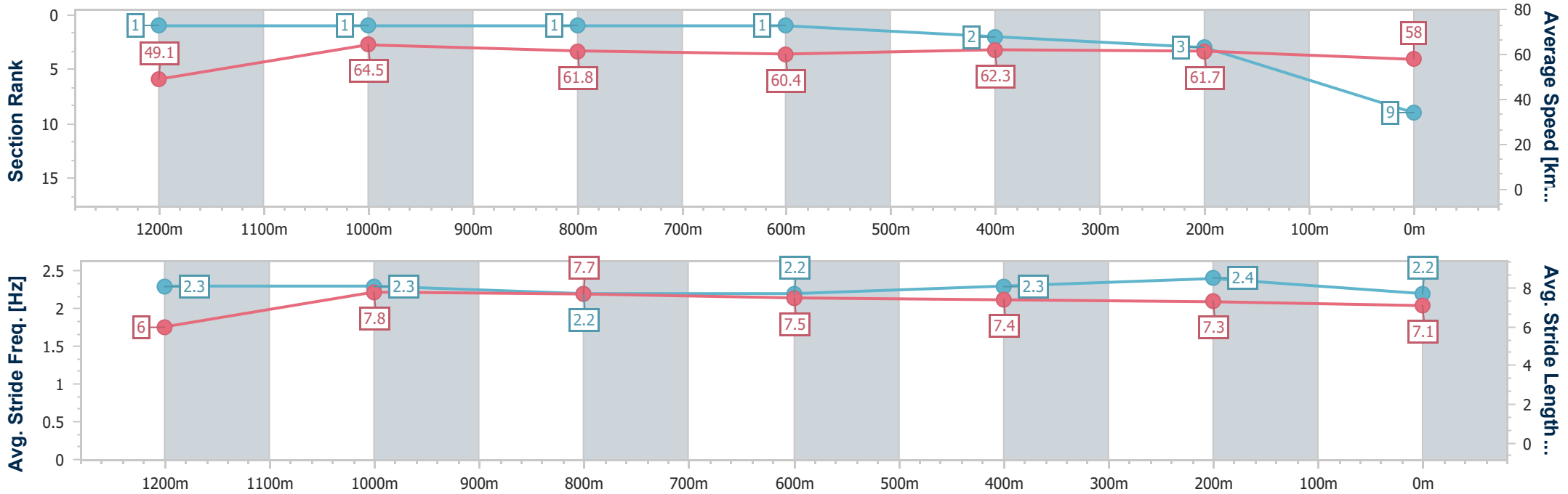
Race 9: SIRROMET Class 2 Handicap - 1350m

17 November 2023 - 17:23

Track Rating: Good 3, Weather: Fine, Rail Position: +4.0m Entire Course



Section	Overall	1200m	1000m	800m	600m	400m	200m
Section Times	1:21.51 [9] (0:11.00)	1:10.51 [1] (0:11.21)	0:59.30 [1] (0:11.63)	0:47.67 [1] (0:11.95)	0:35.72 [1] (0:11.57)	0:24.15 [2] (0:11.71)	0:12.44 [3] (0:12.44)
Average Speed [km/h]	49.1	64.5	61.8	60.4	62.3	61.7	58.0
Top Speed [km/h]	65.1	65.6	65.4	61.3	63.7	63.3	60.5
Avg. Dist. to Rail [m]	1.7	1.7	0.7	0.7	0.9	1.3	0.7
Avg. Stride Freq. [Hz]	2.3	2.3	2.2	2.2	2.3	2.4	2.2
Avg. Stride Length [m]	6.0	7.8	7.7	7.5	7.4	7.3	7.1



- [ ] Ranking at each section and finish
- .-.- No data available at this section
- NA No data available