

Track Rating: Synthetic , Weather: Overcast, Rail Position: True

Section		Overall	1400m	1200m	1000m	800m	600m	400m	Last 600m				
Field Times		1:33.14 (0:10.24)	1:22.90 (0:11.61)	1:11.29 (0:11.02)	1:00.27 (0:11.64)	0:48.63 (0:11.73)	0:36.90 (0:12.03)	0:24.87 (0:12.30)	0:36.90				
Rank	TAB Horse/Jockey	Barrier	Top Speed [km/h]	Fastest Section									Distance Travelled [m]
1	7 RONLEE GAL Elione Chaves	2	65.2 1200m	0:10.70 Overall	1:33.14 [1] (0:10.70)	1:22.44 [6] (0:11.54)	1:10.90 [6] (0:11.14)	0:59.76 [5] (0:11.57)	0:48.19 [6] (0:11.85)	0:36.34 [6] (0:11.95)	0:24.39 [5] (0:11.95)	0:36.34	
2	2 JIMMY NEUTRON Rikki Jamieson	3	67.2 1200m	0:10.24 Overall	1:33.35 [2] (0:10.24)	1:23.11 [1] (0:11.61)	1:11.50 [1] (0:11.02)	1:00.48 [1] (0:11.64)	0:48.84 [1] (0:11.73)	0:37.11 [1] (0:12.03)	0:25.08 [1] (0:12.30)	0:37.11	-8
3	3 CLUSTER'S REIN Anthony Allen	4	65.3 1400m	0:10.35 Overall	1:33.52 [3] (0:10.35)	1:23.17 [2] (0:11.70)	1:11.47 [4] (0:11.17)	1:00.30 [4] (0:11.72)	0:48.58 [5] (0:11.73)	0:36.85 [5] (0:11.98)	0:24.87 [4] (0:12.25)	0:36.85	+3
4	5 BLUE VELVET Wanderson D'Avila	6	65.3 1200m	0:10.53 Overall	1:34.38 [4] (0:10.53)	1:23.85 [5] (0:11.68)	1:12.17 [5] (0:11.17)	1:01.00 [6] (0:11.51)	0:49.49 [4] (0:11.76)	0:37.73 [4] (0:12.12)	0:25.61 [6] (0:12.53)	0:37.73	+4
5	6 MY GIRL SKY Jason Taylor	7	66.3 1200m	0:10.45 Overall	1:34.57 [5] (0:10.45)	1:24.12 [3] (0:11.45)	1:12.67 [2] (0:11.11)	1:01.56 [2] (0:11.70)	0:49.86 [2] (0:11.67)	0:38.19 [2] (0:12.08)	0:26.11 [2] (0:12.73)	0:38.19	-3
6	4 GLEAMING LEGEND Jai Williams	1	65.6 1200m	0:10.52 Overall	1:35.84 [6] (0:10.52)	1:25.32 [4] (0:11.52)	1:13.80 [3] (0:11.13)	1:02.67 [3] (0:11.65)	0:51.02 [3] (0:11.72)	0:39.30 [3] (0:12.07)	0:27.23 [3] (0:12.70)	0:39.30	-6

Scratched: Frappes (#1)

Track Rating: Synthetic , Weather: Overcast, Rail Position: True

Section				200m				Last 600m	
Field Times				0:12.57 (0:12.57)				0:36.90	
Rank	TAB	Horse/Jockey	Barrier	Top Speed [km/h]	Fastest Section	Margin			Distance Travelled [m]
1	7	RONLEE GAL Elione Chaves	2	65.2 1200m	0:10.70 Overall	0:12.44 [2] (0:12.44)	1:33.14		0:36.34
2	2	JIMMY NEUTRON Rikki Jamieson	3	67.2 1200m	0:10.24 Overall	0:12.78 [1] (0:12.78)	1L		0:37.11 -8
3	3	CLUSTER'S REIN Anthony Allen	4	65.3 1400m	0:10.35 Overall	0:12.62 [3] (0:12.62)	2L		0:36.85 +3
4	5	BLUE VELVET Wanderson D'Avila	6	65.3 1200m	0:10.53 Overall	0:13.08 [5] (0:13.08)	7L		0:37.73 +4
5	6	MY GIRL SKY Jason Taylor	7	66.3 1200m	0:10.45 Overall	0:13.38 [4] (0:13.38)	8L		0:38.19 -3
6	4	GLEAMING LEGEND Jai Williams	1	65.6 1200m	0:10.52 Overall	0:14.53 [6] (0:14.53)	15.3L		0:39.30 -6

Scratched: Frappes (#1)



Horse/Jockey Name	Ronlee Gal
Final Rank	1
Fastest Section Time (Section)	0:10.70 (Overall)
Top Speed [km/h] (Section)	65.2 (1200m)
Race State	Finished



Aquis Park Gold Coast Poly QLD Professional

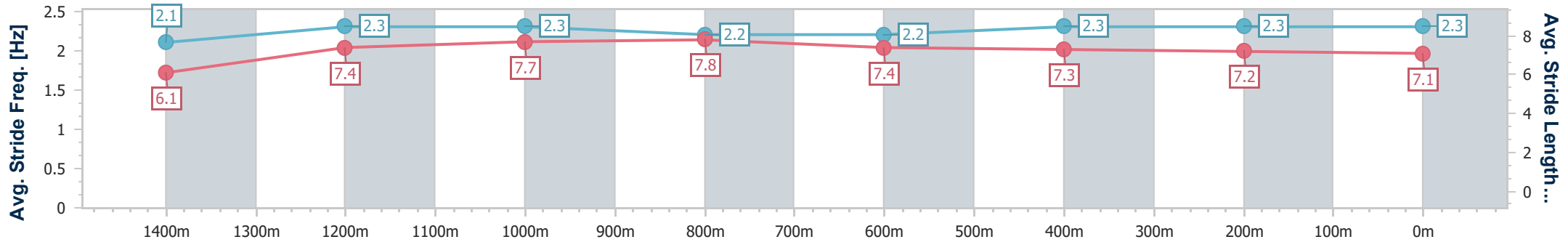
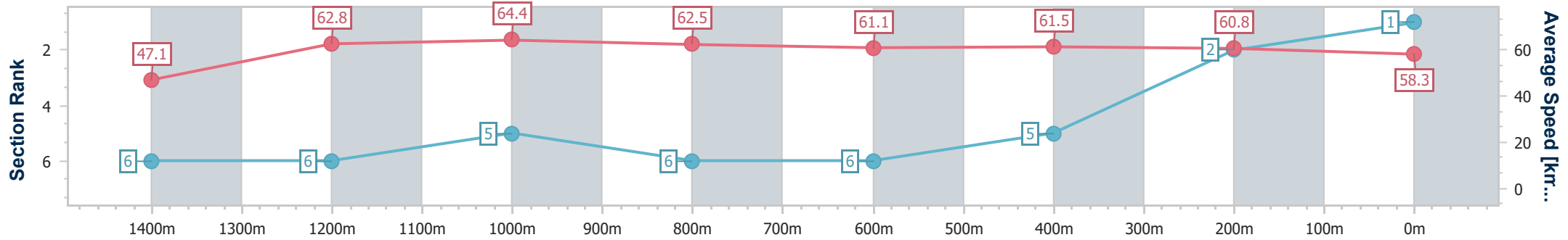
Race 2: GOLD COAST TITANS Class 2 Plate - 1540m



25 November 2023 - 13:29

Track Rating: Synthetic , Weather: Overcast, Rail Position: True

Section	Overall	1400m	1200m	1000m	800m	600m	400m	200m
Section Times	1:33.14 [1] (0:10.70)	1:22.44 [6] (0:11.54)	1:10.90 [6] (0:11.14)	0:59.76 [5] (0:11.57)	0:48.19 [6] (0:11.85)	0:36.34 [6] (0:11.95)	0:24.39 [5] (0:11.95)	0:12.44 [2] (0:12.44)
Average Speed [km/h]	47.1	62.8	64.4	62.5	61.1	61.5	60.8	58.3
Top Speed [km/h]	60.7	64.0	65.2	63.9	62.0	62.5	61.8	60.3
Avg. Dist. to Rail [m]	2.7	0.6	0.4	0.3	0.8	3.4	4.4	5.1
Avg. Stride Freq. [Hz]	2.1	2.3	2.3	2.2	2.2	2.3	2.3	2.3
Avg. Stride Length [m]	6.1	7.4	7.7	7.8	7.4	7.3	7.2	7.1



- [] Ranking at each section and finish
- .-.- No data available at this section
- NA No data available



Horse/Jockey Name	Jimmy Neutron
Final Rank	2
Fastest Section Time (Section)	0:10.24 (Overall)
Top Speed [km/h] (Section)	67.2 (1200m)
Race State	Finished



Aquis Park Gold Coast Poly QLD Professional

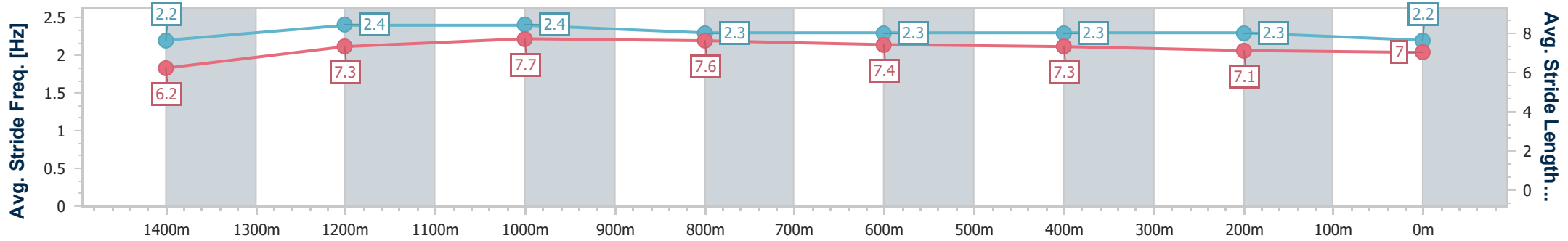
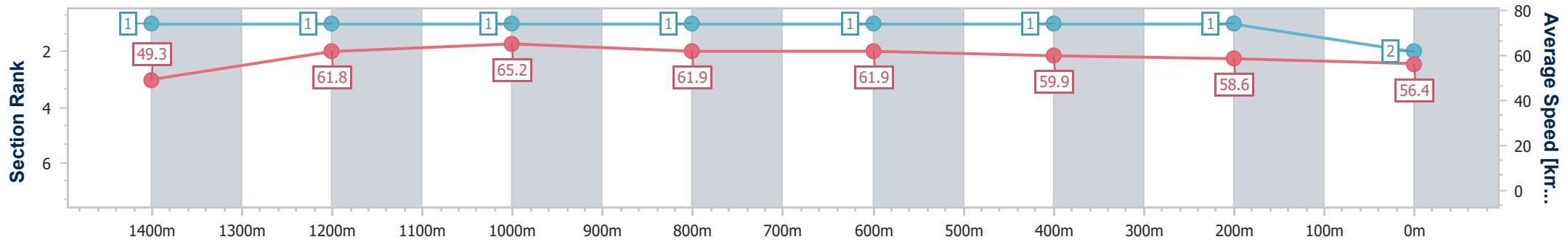
Race 2: GOLD COAST TITANS Class 2 Plate - 1540m



25 November 2023 - 13:29

Track Rating: Synthetic , Weather: Overcast, Rail Position: True

Section	Overall	1400m	1200m	1000m	800m	600m	400m	200m
Section Times	1:33.35 [2] (0:10.24)	1:23.11 [1] (0:11.61)	1:11.50 [1] (0:11.02)	1:00.48 [1] (0:11.64)	0:48.84 [1] (0:11.73)	0:37.11 [1] (0:12.03)	0:25.08 [1] (0:12.30)	0:12.78 [1] (0:12.78)
Average Speed [km/h]	49.3	61.8	65.2	61.9	61.9	59.9	58.6	56.4
Top Speed [km/h]	63.3	64.5	67.2	63.1	63.0	61.6	59.3	58.5
Avg. Dist. to Rail [m]	2.8	0.6	0.2	0.1	1.0	1.3	1.1	2.3
Avg. Stride Freq. [Hz]	2.2	2.4	2.4	2.3	2.3	2.3	2.3	2.2
Avg. Stride Length [m]	6.2	7.3	7.7	7.6	7.4	7.3	7.1	7.0



- [] Ranking at each section and finish
- .-.- No data available at this section
- NA No data available



Horse/Jockey Name	Cluster's Rein
Final Rank	3
Fastest Section Time (Section)	0:10.35 (Overall)
Top Speed [km/h] (Section)	65.3 (1400m)
Race State	Finished



Aquis Park Gold Coast Poly QLD Professional

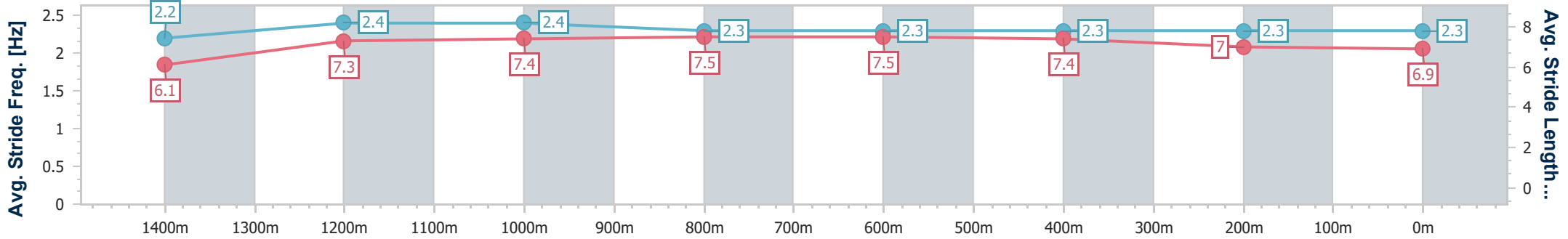
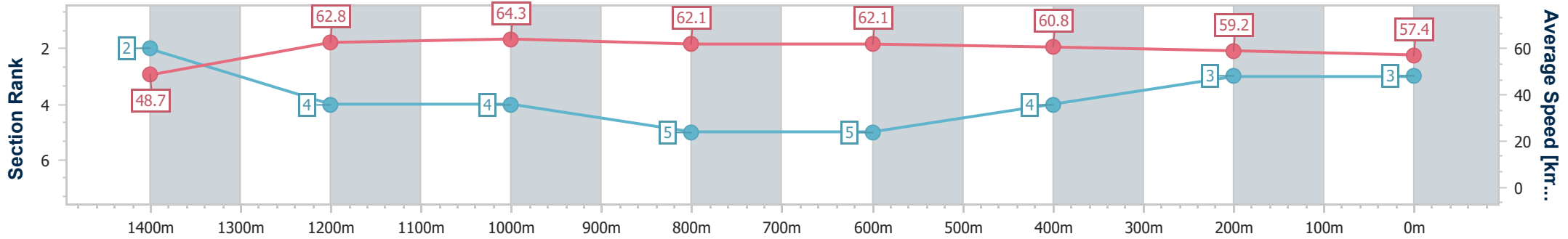
Race 2: GOLD COAST TITANS Class 2 Plate - 1540m



25 November 2023 - 13:29

Track Rating: Synthetic , Weather: Overcast, Rail Position: True

Section	Overall	1400m	1200m	1000m	800m	600m	400m	200m
Section Times	1:33.52 [3] (0:10.35)	1:23.17 [2] (0:11.70)	1:11.47 [4] (0:11.17)	1:00.30 [4] (0:11.72)	0:48.58 [5] (0:11.73)	0:36.85 [5] (0:11.98)	0:24.87 [4] (0:12.25)	0:12.62 [3] (0:12.62)
Average Speed [km/h]	48.7	62.8	64.3	62.1	62.1	60.8	59.2	57.4
Top Speed [km/h]	61.2	65.3	65.0	63.6	63.6	62.3	60.4	58.8
Avg. Dist. to Rail [m]	4.2	2.6	2.5	2.3	2.6	2.4	3.3	5.0
Avg. Stride Freq. [Hz]	2.2	2.4	2.4	2.3	2.3	2.3	2.3	2.3
Avg. Stride Length [m]	6.1	7.3	7.4	7.5	7.5	7.4	7.0	6.9



- [] Ranking at each section and finish
- .-.- No data available at this section
- NA No data available



Horse/Jockey Name	Blue Velvet
Final Rank	4
Fastest Section Time (Section)	0:10.53 (Overall)
Top Speed [km/h] (Section)	65.3 (1200m)
Race State	Finished



Aquis Park Gold Coast Poly QLD Professional

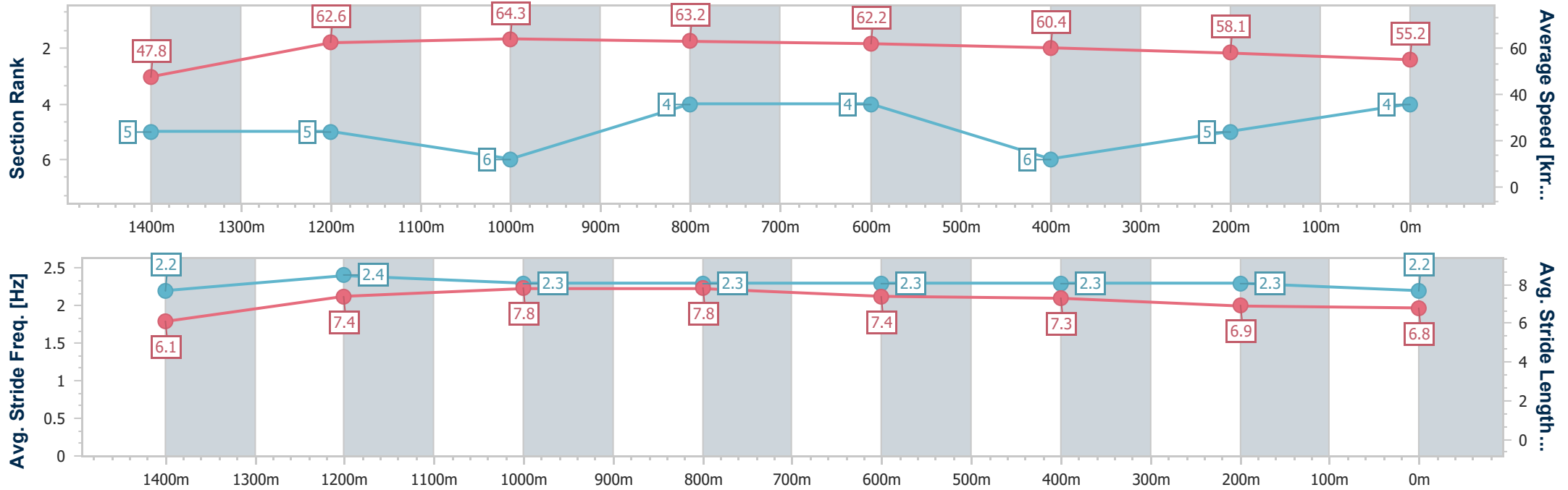
Race 2: GOLD COAST TITANS Class 2 Plate - 1540m



25 November 2023 - 13:29

Track Rating: Synthetic , Weather: Overcast, Rail Position: True

Section	Overall	1400m	1200m	1000m	800m	600m	400m	200m
Section Times	1:34.38 [4] (0:10.53)	1:23.85 [5] (0:11.68)	1:12.17 [5] (0:11.17)	1:01.00 [6] (0:11.51)	0:49.49 [4] (0:11.76)	0:37.73 [4] (0:12.12)	0:25.61 [6] (0:12.53)	0:13.08 [5] (0:13.08)
Average Speed [km/h]	47.8	62.6	64.3	63.2	62.2	60.4	58.1	55.2
Top Speed [km/h]	61.1	64.2	65.3	64.3	63.2	63.0	59.2	57.5
Avg. Dist. to Rail [m]	5.2	1.8	2.0	2.3	3.2	3.5	5.2	7.1
Avg. Stride Freq. [Hz]	2.2	2.4	2.3	2.3	2.3	2.3	2.3	2.2
Avg. Stride Length [m]	6.1	7.4	7.8	7.8	7.4	7.3	6.9	6.8



- [] Ranking at each section and finish
- .-.- No data available at this section
- NA No data available



Horse/Jockey Name	My Girl Sky
Final Rank	5
Fastest Section Time (Section)	0:10.45 (Overall)
Top Speed [km/h] (Section)	66.3 (1200m)
Race State	Finished



Aquis Park Gold Coast Poly QLD Professional

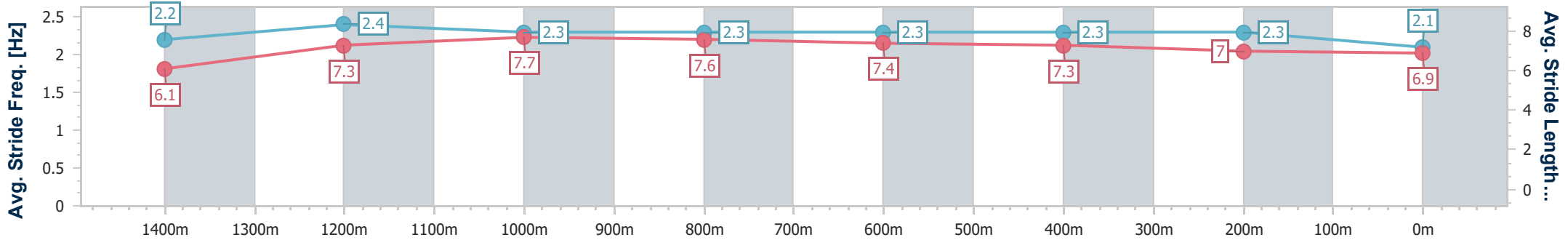
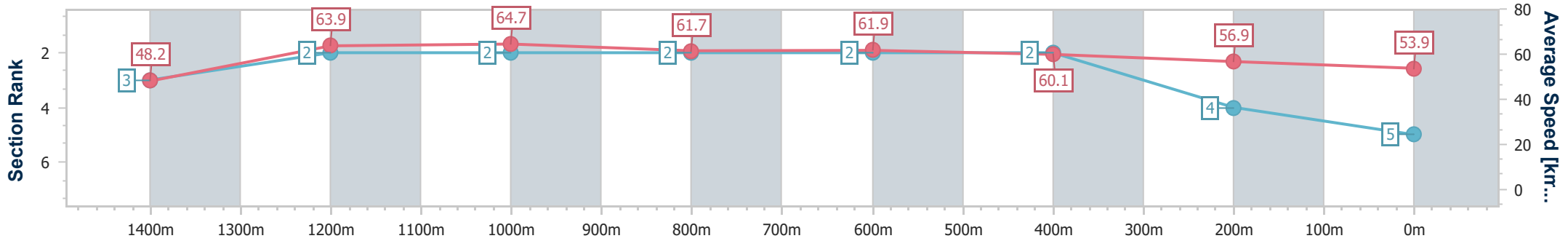
Race 2: GOLD COAST TITANS Class 2 Plate - 1540m



25 November 2023 - 13:29

Track Rating: Synthetic , Weather: Overcast, Rail Position: True

Section	Overall	1400m	1200m	1000m	800m	600m	400m	200m
Section Times	1:34.57 [5] (0:10.45)	1:24.12 [3] (0:11.45)	1:12.67 [2] (0:11.11)	1:01.56 [2] (0:11.70)	0:49.86 [2] (0:11.67)	0:38.19 [2] (0:12.08)	0:26.11 [2] (0:12.73)	0:13.38 [4] (0:13.38)
Average Speed [km/h]	48.2	63.9	64.7	61.7	61.9	60.1	56.9	53.9
Top Speed [km/h]	63.7	66.1	66.3	62.8	62.9	61.6	58.3	55.9
Avg. Dist. to Rail [m]	5.9	2.0	1.0	0.9	1.2	1.5	2.5	4.2
Avg. Stride Freq. [Hz]	2.2	2.4	2.3	2.3	2.3	2.3	2.3	2.1
Avg. Stride Length [m]	6.1	7.3	7.7	7.6	7.4	7.3	7.0	6.9



- [] Ranking at each section and finish
- .-.- No data available at this section
- NA No data available



Horse/Jockey Name	Gleaming Legend
Final Rank	6
Fastest Section Time (Section)	0:10.52 (Overall)
Top Speed [km/h] (Section)	65.6 (1200m)
Race State	Finished



Aquis Park Gold Coast Poly QLD Professional

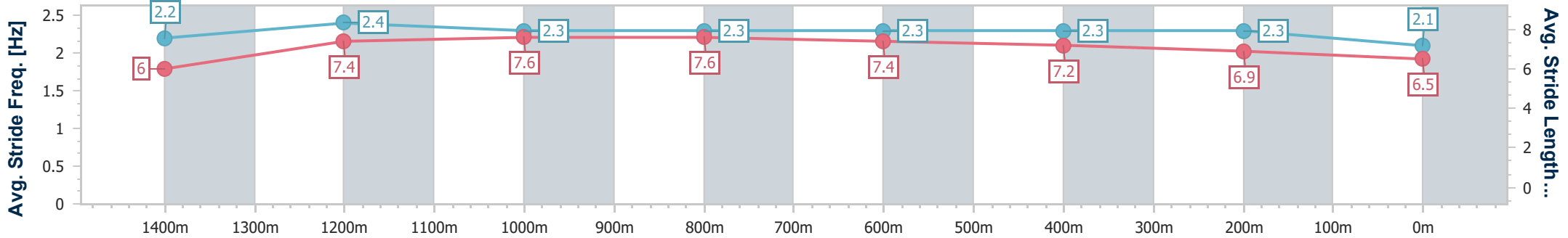
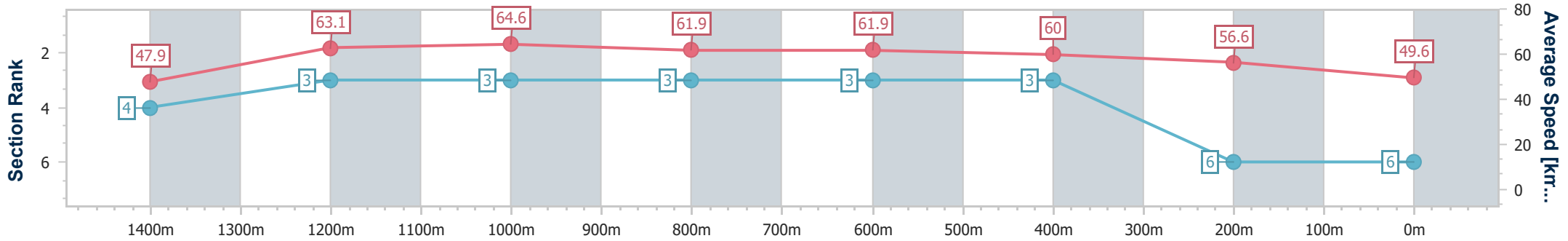
Race 2: GOLD COAST TITANS Class 2 Plate - 1540m



25 November 2023 - 13:29

Track Rating: Synthetic , Weather: Overcast, Rail Position: True

Section	Overall	1400m	1200m	1000m	800m	600m	400m	200m
Section Times	1:35.84 [6] (0:10.52)	1:25.32 [4] (0:11.52)	1:13.80 [3] (0:11.13)	1:02.67 [3] (0:11.65)	0:51.02 [3] (0:11.72)	0:39.30 [3] (0:12.07)	0:27.23 [3] (0:12.70)	0:14.53 [6] (0:14.53)
Average Speed [km/h]	47.9	63.1	64.6	61.9	61.9	60.0	56.6	49.6
Top Speed [km/h]	62.9	64.3	65.6	64.7	63.5	63.3	58.1	55.5
Avg. Dist. to Rail [m]	1.5	1.1	1.5	0.9	1.1	1.2	0.7	2.5
Avg. Stride Freq. [Hz]	2.2	2.4	2.3	2.3	2.3	2.3	2.3	2.1
Avg. Stride Length [m]	6.0	7.4	7.6	7.6	7.4	7.2	6.9	6.5



- [] Ranking at each section and finish
- .-.- No data available at this section
- NA No data available