



# Aquis Park Gold Coast Poly QLD Professional

## Race 4: VALE WAYNE PURCHASE Class 3 Handicap - 2000m



HOME OF THE GOLD COAST TURF CLUB & EVENT CENTRE

25 November 2023 - 14:49

Track Rating: Synthetic , Weather: Overcast, Rail Position: True

Section		Overall	1800m	1600m	1400m	1200m	1000m	800m	Last 600m				
Field Times		2:05.08 (0:13.97)	1:51.11 (0:11.74)	1:39.37 (0:12.43)	1:26.94 (0:12.93)	1:14.01 (0:12.80)	1:01.21 (0:12.23)	0:48.98 (0:12.00)	0:36.98				
Rank	TAB Horse/Jockey	Barrier	Top Speed [km/h]	Fastest Section									Distance Travelled [m]
1	4 <b>DRAKE PASSAGE</b> Michael Cahill	2	63.4 1800m	0:11.74 1800m	2:05.08 [1] (0:13.97)	1:51.11 [1] (0:11.74)	1:39.37 [1] (0:12.43)	1:26.94 [1] (0:12.93)	1:14.01 [1] (0:12.80)	1:01.21 [1] (0:12.23)	0:48.98 [1] (0:12.00)	0:36.98	
2	5 <b>BAY STREET</b> Elione Chaves	7	63.8 600m	0:11.81 800m	2:05.21 [2] (0:14.28)	1:50.93 [6] (0:12.03)	1:38.90 [6] (0:12.50)	1:26.40 [6] (0:12.97)	1:13.43 [6] (0:12.49)	1:00.94 [6] (0:12.22)	0:48.72 [5] (0:11.81)	0:36.91	+15
3	1 <b>LADY TOWNSON</b> Jag Guthmann-Chester	5	63.5 800m	0:11.81 1800m	2:05.55 [3] (0:13.98)	1:51.57 [2] (0:11.81)	1:39.76 [2] (0:12.44)	1:27.32 [2] (0:13.10)	1:14.22 [2] (0:12.70)	1:01.52 [2] (0:12.35)	0:49.17 [2] (0:11.87)	0:37.30	+9
4	6 <b>CASSOWARY</b> Micheal Hellyer	1	65.5 Overall	0:11.99 1800m	2:06.14 [4] (0:14.04)	1:52.10 [3] (0:11.99)	1:40.11 [4] (0:12.44)	1:27.67 [4] (0:13.05)	1:14.62 [4] (0:12.72)	1:01.90 [5] (0:12.29)	0:49.61 [6] (0:11.99)	0:37.62	+7
5	7 <b>ELECTRIC MISS</b> Jason Taylor	3	62.0 800m	0:11.87 800m	2:06.74 [5] (0:14.10)	1:52.64 [4] (0:11.92)	1:40.72 [3] (0:12.37)	1:28.35 [3] (0:12.99)	1:15.36 [3] (0:12.75)	1:02.61 [4] (0:12.33)	0:50.28 [4] (0:11.87)	0:38.41	-2
6	2 <b>DEVINE FALLS</b> Chris Taylor	4	62.6 600m	0:11.89 1800m	2:11.46 [6] (0:14.15)	1:57.31 [5] (0:11.89)	1:45.42 [5] (0:12.45)	1:32.97 [5] (0:13.09)	1:19.88 [5] (0:12.54)	1:07.34 [3] (0:12.28)	0:55.06 [3] (0:11.89)	0:43.17	+11

Scratched: Osaka Miss (#3)

[ ] Ranking at each section and finish  
 -:-:- No data available at this section  
 NA No data available

SCN Saddle cloth number  
 DNF Did not finish  
 DNT Did not track



# Aquis Park Gold Coast Poly QLD Professional

## Race 4: VALE WAYNE PURCHASE Class 3 Handicap - 2000m



25 November 2023 - 14:49

Track Rating: Synthetic , Weather: Overcast, Rail Position: True

Section				600m	400m	200m			Last 600m		
Field Times				0:36.98 (0:11.76)	0:25.22 (0:12.28)	0:12.94 (0:12.94)			0:36.98		
Rank	TAB	Horse/Jockey	Barrier	Top Speed [km/h]	Fastest Section	Margin			Distance Travelled [m]		
1	4	<b>DRAKE PASSAGE</b> Michael Cahill	2	63.4 1800m	0:11.74 1800m	0:36.98 [1] (0:11.76)	0:25.22 [1] (0:12.28)	0:12.94 [1] (0:12.94)	2:05.08	0:36.98	
2	5	<b>BAY STREET</b> Elione Chaves	7	63.8 600m	0:11.81 800m	0:36.91 [4] (0:11.86)	0:25.05 [3] (0:12.27)	0:12.78 [2] (0:12.78)	0.8L	0:36.91	+15
3	1	<b>LADY TOWNSON</b> Jag Guthmann-Chester	5	63.5 800m	0:11.81 1800m	0:37.30 [2] (0:11.90)	0:25.40 [2] (0:12.46)	0:12.94 [3] (0:12.94)	2.8L	0:37.30	+9
4	6	<b>CASSOWARY</b> Micheal Hellyer	1	65.5 Overall	0:11.99 1800m	0:37.62 [6] (0:12.18)	0:25.44 [6] (0:12.77)	0:12.67 [5] (0:12.67)	6.1L	0:37.62	+7
5	7	<b>ELECTRIC MISS</b> Jason Taylor	3	62.0 800m	0:11.87 800m	0:38.41 [5] (0:12.19)	0:26.22 [4] (0:12.50)	0:13.72 [4] (0:13.72)	9.6L	0:38.41	-2
6	2	<b>DEVINE FALLS</b> Chris Taylor	4	62.6 600m	0:11.89 1800m	0:43.17 [3] (0:12.25)	0:30.92 [5] (0:13.14)	0:17.78 [6] (0:17.78)	37.4L	0:43.17	+11

Scratched: Osaka Miss (#3)

[ ] Ranking at each section and finish  
 -:-:-:- No data available at this section  
 NA No data available

SCN Saddle cloth number  
 DNF Did not finish  
 DNT Did not track



Horse/Jockey Name	Drake Passage
Final Rank	1
Fastest Section Time (Section)	0:11.74 (1800m)
Top Speed [km/h] (Section)	63.4 (1800m)
Race State	Finished



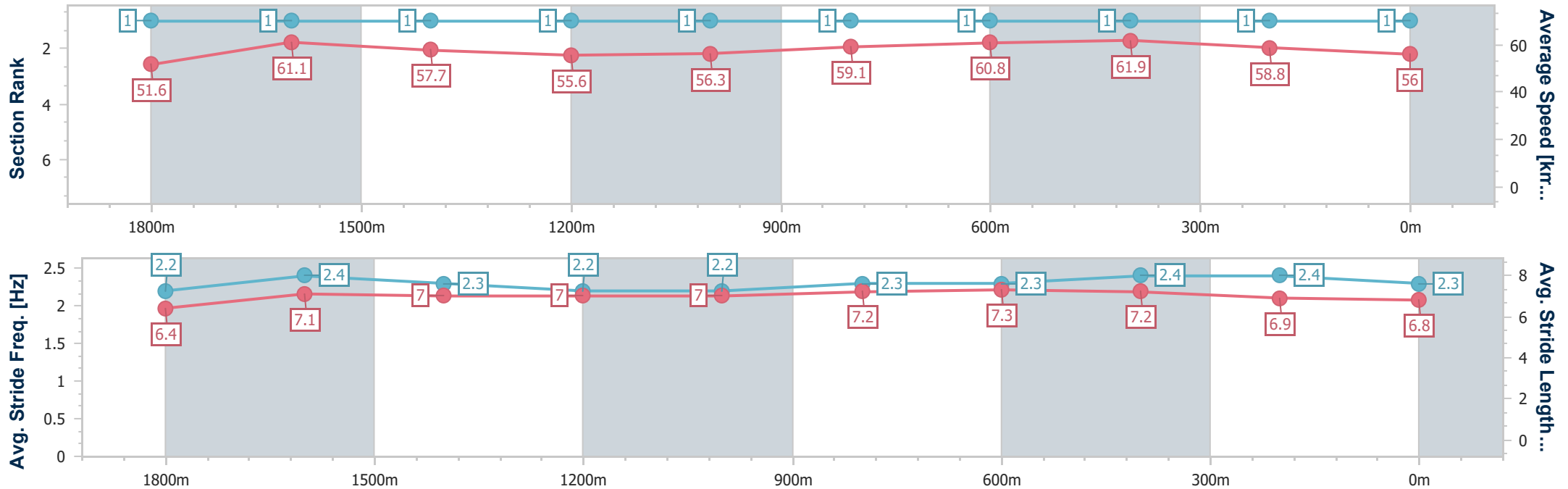
Aquis Park Gold Coast Poly QLD Professional  
 Race 4: VALE WAYNE PURCHASE Class 3 Handicap - 2000m



25 November 2023 - 14:49

Track Rating: Synthetic , Weather: Overcast, Rail Position: True

Section	Overall	1800m	1600m	1400m	1200m	1000m	800m	600m	400m	200m
Section Times	2:05.08 [1] (0:13.97)	1:51.11 [1] (0:11.74)	1:39.37 [1] (0:12.43)	1:26.94 [1] (0:12.93)	1:14.01 [1] (0:12.80)	1:01.21 [1] (0:12.23)	0:48.98 [1] (0:12.00)	0:36.98 [1] (0:11.76)	0:25.22 [1] (0:12.28)	0:12.94 [1] (0:12.94)
Average Speed [km/h]	51.6	61.1	57.7	55.6	56.3	59.1	60.8	61.9	58.8	56.0
Top Speed [km/h]	63.2	63.4	59.6	56.7	56.8	60.7	61.4	62.8	60.6	57.2
Avg. Dist. to Rail [m]	0.8	1.1	0.6	0.3	0.4	0.5	2.3	3.0	1.8	2.0
Avg. Stride Freq. [Hz]	2.2	2.4	2.3	2.2	2.2	2.3	2.3	2.4	2.4	2.3
Avg. Stride Length [m]	6.4	7.1	7.0	7.0	7.0	7.2	7.3	7.2	6.9	6.8



- [ ] Ranking at each section and finish
- .-.- No data available at this section
- NA No data available



Horse/Jockey Name	Bay Street
Final Rank	2
Fastest Section Time (Section)	0:11.81 (800m)
Top Speed [km/h] (Section)	63.8 (600m)
Race State	Finished



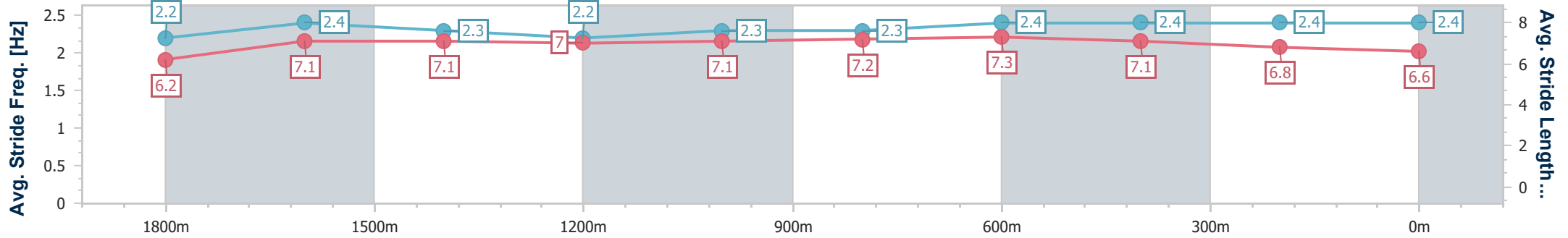
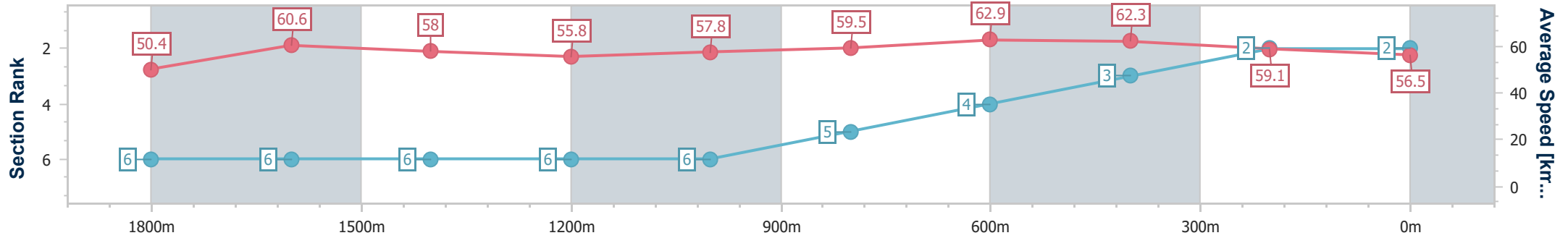
Aquis Park Gold Coast Poly QLD Professional  
Race 4: VALE WAYNE PURCHASE Class 3 Handicap - 2000m



25 November 2023 - 14:49

Track Rating: Synthetic , Weather: Overcast, Rail Position: True

Section	Overall	1800m	1600m	1400m	1200m	1000m	800m	600m	400m	200m
Section Times	2:05.21 [2] (0:14.28)	1:50.93 [6] (0:12.03)	1:38.90 [6] (0:12.50)	1:26.40 [6] (0:12.97)	1:13.43 [6] (0:12.49)	1:00.94 [6] (0:12.22)	0:48.72 [5] (0:11.81)	0:36.91 [4] (0:11.86)	0:25.05 [3] (0:12.27)	0:12.78 [2] (0:12.78)
Average Speed [km/h]	50.4	60.6	58.0	55.8	57.8	59.5	62.9	62.3	59.1	56.5
Top Speed [km/h]	61.9	62.1	59.2	56.9	59.4	61.5	63.8	63.8	61.6	58.9
Avg. Dist. to Rail [m]	5.0	2.9	2.1	0.9	2.8	4.2	5.2	5.4	4.7	4.9
Avg. Stride Freq. [Hz]	2.2	2.4	2.3	2.2	2.3	2.3	2.4	2.4	2.4	2.4
Avg. Stride Length [m]	6.2	7.1	7.1	7.0	7.1	7.2	7.3	7.1	6.8	6.6



- [ ] Ranking at each section and finish
- .-.- No data available at this section
- NA No data available



Horse/Jockey Name	Lady Townson
Final Rank	3
Fastest Section Time (Section)	0:11.81 (1800m)
Top Speed [km/h] (Section)	63.5 (800m)
Race State	Finished



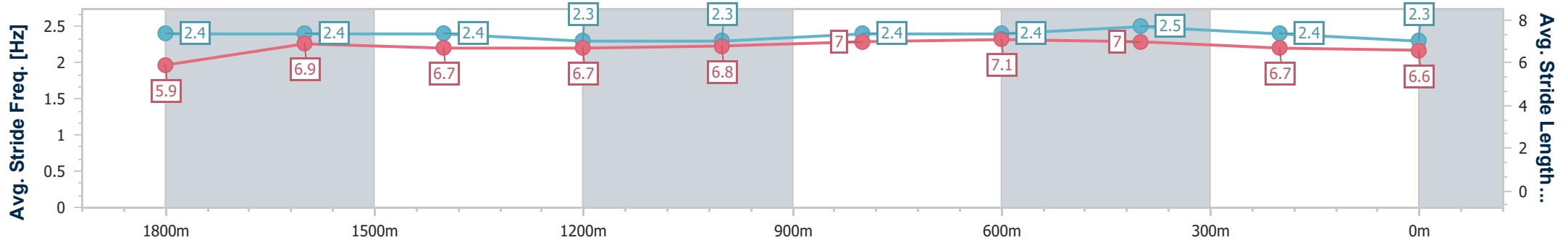
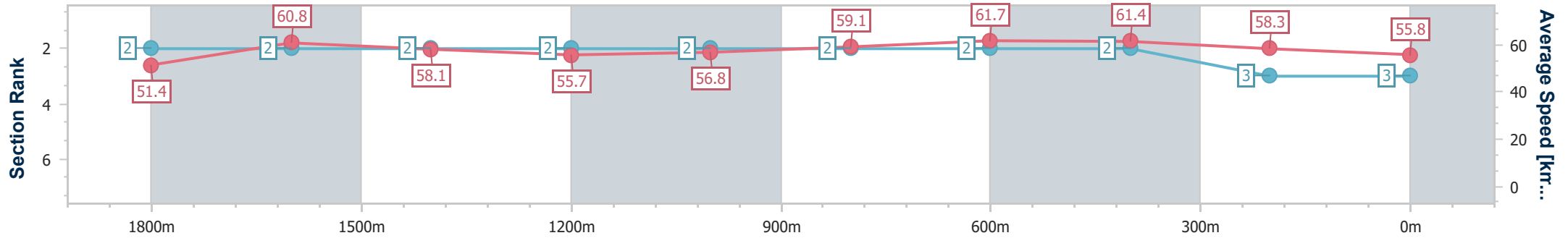
Aquis Park Gold Coast Poly QLD Professional  
Race 4: VALE WAYNE PURCHASE Class 3 Handicap - 2000m



25 November 2023 - 14:49

Track Rating: Synthetic , Weather: Overcast, Rail Position: True

Section	Overall	1800m	1600m	1400m	1200m	1000m	800m	600m	400m	200m
Section Times	2:05.55 [3] (0:13.98)	1:51.57 [2] (0:11.81)	1:39.76 [2] (0:12.44)	1:27.32 [2] (0:13.10)	1:14.22 [2] (0:12.70)	1:01.52 [2] (0:12.35)	0:49.17 [2] (0:11.87)	0:37.30 [2] (0:11.90)	0:25.40 [2] (0:12.46)	0:12.94 [3] (0:12.94)
Average Speed [km/h]	51.4	60.8	58.1	55.7	56.8	59.1	61.7	61.4	58.3	55.8
Top Speed [km/h]	62.6	62.7	60.0	57.1	57.3	61.4	63.5	62.5	59.9	58.3
Avg. Dist. to Rail [m]	3.6	0.6	1.3	1.9	3.8	4.7	3.5	3.3	2.5	3.9
Avg. Stride Freq. [Hz]	2.4	2.4	2.4	2.3	2.3	2.4	2.4	2.5	2.4	2.3
Avg. Stride Length [m]	5.9	6.9	6.7	6.7	6.8	7.0	7.1	7.0	6.7	6.6



- [ ] Ranking at each section and finish
- .-.- No data available at this section
- NA No data available



Horse/Jockey Name	Cassowary
Final Rank	4
Fastest Section Time (Section)	0:11.99 (1800m)
Top Speed [km/h] (Section)	65.5 (Overall)
Race State	Finished



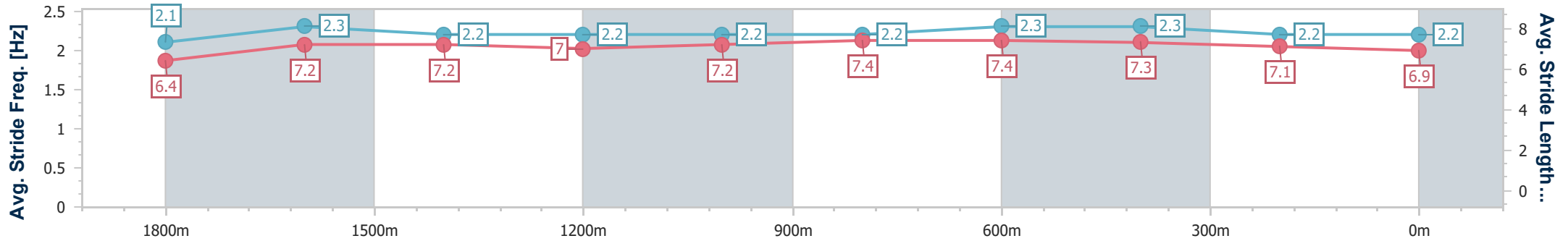
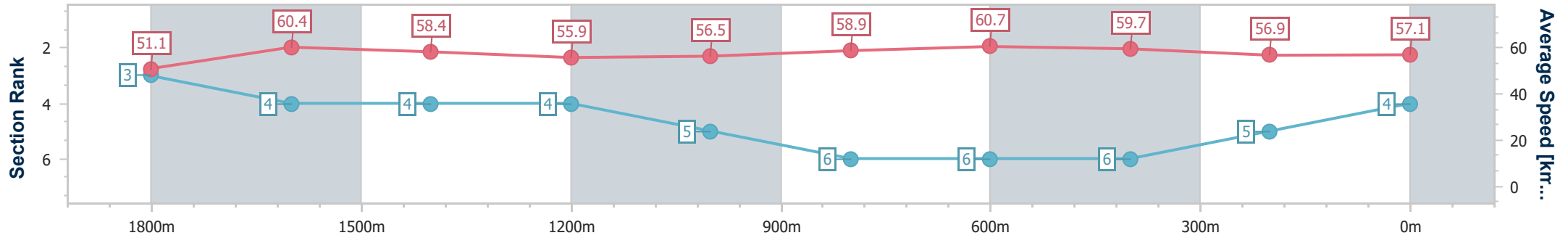
Aquis Park Gold Coast Poly QLD Professional  
 Race 4: VALE WAYNE PURCHASE Class 3 Handicap - 2000m



25 November 2023 - 14:49

Track Rating: Synthetic , Weather: Overcast, Rail Position: True

Section	Overall	1800m	1600m	1400m	1200m	1000m	800m	600m	400m	200m
Section Times	2:06.14 [4] (0:14.04)	1:52.10 [3] (0:11.99)	1:40.11 [4] (0:12.44)	1:27.67 [4] (0:13.05)	1:14.62 [4] (0:12.72)	1:01.90 [5] (0:12.29)	0:49.61 [6] (0:11.99)	0:37.62 [6] (0:12.18)	0:25.44 [6] (0:12.77)	0:12.67 [5] (0:12.67)
Average Speed [km/h]	51.1	60.4	58.4	55.9	56.5	58.9	60.7	59.7	56.9	57.1
Top Speed [km/h]	65.5	61.8	59.0	57.2	57.7	60.1	61.8	61.9	58.9	56.8
Avg. Dist. to Rail [m]	2.4	1.9	1.9	1.7	2.4	2.1	2.1	2.3	5.2	7.8
Avg. Stride Freq. [Hz]	2.1	2.3	2.2	2.2	2.2	2.2	2.3	2.3	2.2	2.2
Avg. Stride Length [m]	6.4	7.2	7.2	7.0	7.2	7.4	7.4	7.3	7.1	6.9



- [ ] Ranking at each section and finish
- .-.- No data available at this section
- NA No data available



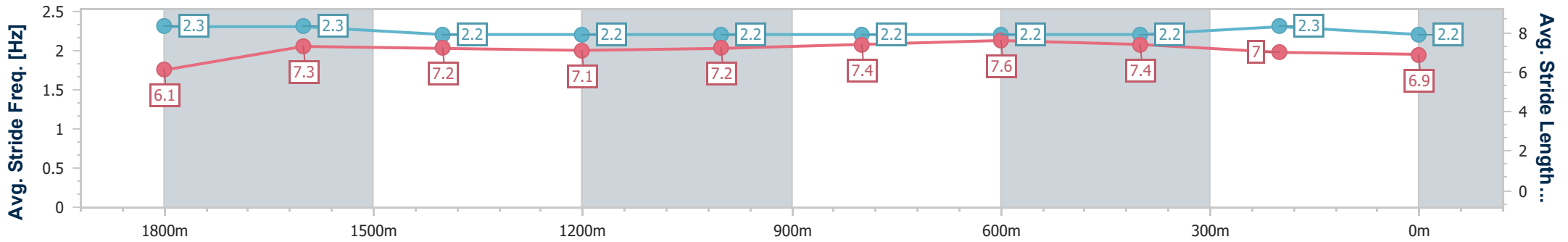
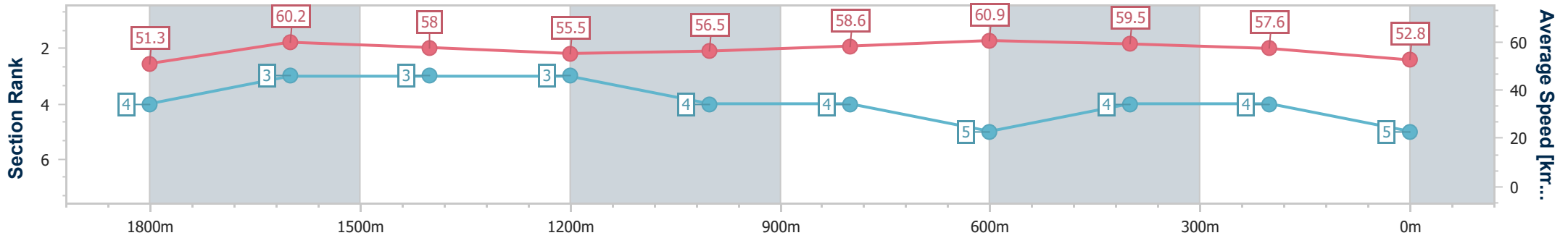
Horse/Jockey Name	Electric Miss
Final Rank	5
Fastest Section Time (Section)	0:11.87 (800m)
Top Speed [km/h] (Section)	62.0 (800m)
Race State	Finished



Aquis Park Gold Coast Poly QLD Professional  
 Race 4: VALE WAYNE PURCHASE Class 3 Handicap - 2000m  
 25 November 2023 - 14:49  
 Track Rating: Synthetic , Weather: Overcast, Rail Position: True



Section	Overall	1800m	1600m	1400m	1200m	1000m	800m	600m	400m	200m
Section Times	2:06.74 [5] (0:14.10)	1:52.64 [4] (0:11.92)	1:40.72 [3] (0:12.37)	1:28.35 [3] (0:12.99)	1:15.36 [3] (0:12.75)	1:02.61 [4] (0:12.33)	0:50.28 [4] (0:11.87)	0:38.41 [5] (0:12.19)	0:26.22 [4] (0:12.50)	0:13.72 [4] (0:13.72)
Average Speed [km/h]	51.3	60.2	58.0	55.5	56.5	58.6	60.9	59.5	57.6	52.8
Top Speed [km/h]	60.5	61.7	58.7	56.6	57.3	60.0	62.0	61.9	58.4	57.5
Avg. Dist. to Rail [m]	0.6	0.2	0.4	0.3	0.9	0.9	1.4	1.5	0.3	0.2
Avg. Stride Freq. [Hz]	2.3	2.3	2.2	2.2	2.2	2.2	2.2	2.2	2.3	2.2
Avg. Stride Length [m]	6.1	7.3	7.2	7.1	7.2	7.4	7.6	7.4	7.0	6.9



- [ ] Ranking at each section and finish
- .-.- No data available at this section
- NA No data available



Horse/Jockey Name	Devine Falls
Final Rank	6
Fastest Section Time (Section)	0:11.89 (1800m)
Top Speed [km/h] (Section)	62.6 (600m)
Race State	Finished



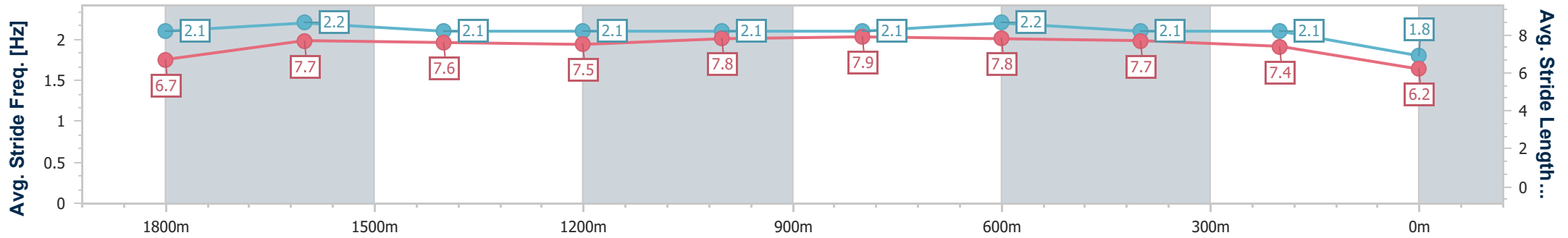
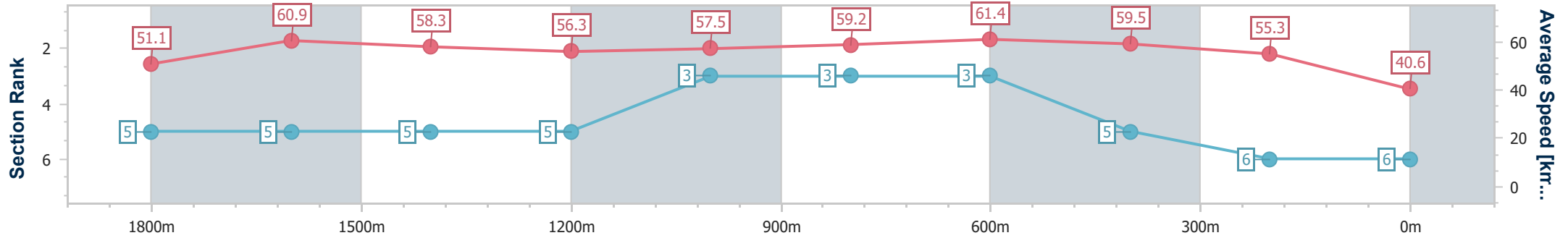
Aquis Park Gold Coast Poly QLD Professional  
 Race 4: VALE WAYNE PURCHASE Class 3 Handicap - 2000m



25 November 2023 - 14:49

Track Rating: Synthetic , Weather: Overcast, Rail Position: True

Section	Overall	1800m	1600m	1400m	1200m	1000m	800m	600m	400m	200m
Section Times	2:11.46 [6] (0:14.15)	1:57.31 [5] (0:11.89)	1:45.42 [5] (0:12.45)	1:32.97 [5] (0:13.09)	1:19.88 [5] (0:12.54)	1:07.34 [3] (0:12.28)	0:55.06 [3] (0:11.89)	0:43.17 [3] (0:12.25)	0:30.92 [5] (0:13.14)	0:17.78 [6] (0:17.78)
Average Speed [km/h]	51.1	60.9	58.3	56.3	57.5	59.2	61.4	59.5	55.3	40.6
Top Speed [km/h]	61.3	62.5	59.4	56.9	58.5	60.7	62.6	62.6	56.4	54.1
Avg. Dist. to Rail [m]	3.5	2.4	2.8	2.9	3.8	2.9	3.1	2.9	4.8	5.4
Avg. Stride Freq. [Hz]	2.1	2.2	2.1	2.1	2.1	2.1	2.2	2.1	2.1	1.8
Avg. Stride Length [m]	6.7	7.7	7.6	7.5	7.8	7.9	7.8	7.7	7.4	6.2



- [ ] Ranking at each section and finish
- .-.- No data available at this section
- NA No data available