



Mackay QLD Professional

Race 1: LADBROKE IT! BENCHMARK 60 Handicap - 1800m

30 November 2023 - 13:46



Track Rating: Good 4, Weather: Fine, Rail Position: True

Section		Overall	1600m	1400m	1200m	1000m	800m	600m	Last 600m					
Field Times		1:50.48 (0:13.49)	1:36.99 (0:12.48)	1:24.51 (0:12.16)	1:12.35 (0:11.94)	1:00.41 (0:11.98)	0:48.43 (0:11.89)	0:36.54 (0:12.04)	0:36.54					
Rank	TAB Horse/Jockey	Barrier	Top Speed [km/h]	Fastest Section										Distance Travelled [m]
1	2 ROSOVO Ryan Wiggins	4	65.1 800m	0:11.47 800m	1:50.48 [1] (0:14.09)	1:36.39 [4] (0:12.44)	1:23.95 [6] (0:12.36)	1:11.59 [6] (0:11.88)	0:59.71 [6] (0:11.92)	0:47.79 [5] (0:11.47)	0:36.32 [3] (0:11.83)	0:36.32		
2	8 FROM THIS MOMENT Adam Sewell	9	63.2 400m	0:11.81 400m	1:50.58 [2] (0:14.09)	1:36.49 [5] (0:12.02)	1:24.47 [2] (0:12.15)	1:12.32 [2] (0:11.87)	1:00.45 [2] (0:11.98)	0:48.47 [2] (0:12.01)	0:36.46 [2] (0:11.98)	0:36.46	-9	
3	7 LEICA BITA FUN Warwick Satherley	5	62.6 400m	0:11.78 400m	1:50.68 [3] (0:13.77)	1:36.91 [3] (0:12.53)	1:24.38 [4] (0:12.31)	1:12.07 [4] (0:11.95)	1:00.12 [4] (0:11.95)	0:48.17 [4] (0:11.88)	0:36.29 [6] (0:11.99)	0:36.29	-5	
4	9 DOOM DIVA Raul Silvera Olivera	2	62.4 800m	0:11.76 800m	1:50.85 [4] (0:14.16)	1:36.69 [6] (0:12.27)	1:24.42 [5] (0:12.41)	1:12.01 [5] (0:11.91)	1:00.10 [5] (0:12.02)	0:48.08 [7] (0:11.76)	0:36.32 [7] (0:12.04)	0:36.32	-8	
5	6 LETS TORQUE A DEEL Nikki Olzard	3	62.8 800m	0:11.71 800m	1:51.36 [5] (0:14.55)	1:36.81 [8] (0:12.31)	1:24.50 [8] (0:12.30)	1:12.20 [8] (0:11.88)	1:00.32 [8] (0:11.89)	0:48.43 [8] (0:11.71)	0:36.72 [8] (0:12.22)	0:36.72	-5	
6	4 LIFETIME QUEST Ashley Butler	7	61.2 Overall	0:11.89 800m	1:51.49 [6] (0:13.49)	1:38.00 [1] (0:12.48)	1:25.52 [1] (0:12.16)	1:13.36 [1] (0:11.94)	1:01.42 [1] (0:11.98)	0:49.44 [1] (0:11.89)	0:37.55 [1] (0:12.04)	0:37.55	-8	
7	3 SHADOW GODDESS Gabrielle Semmens	8	64.5 800m	0:11.53 800m	1:51.67 [7] (0:14.23)	1:37.44 [7] (0:12.55)	1:24.89 [7] (0:12.31)	1:12.58 [7] (0:11.86)	1:00.72 [7] (0:11.82)	0:48.90 [6] (0:11.53)	0:37.37 [4] (0:12.05)	0:37.37	+4	
8	5 STARS DON'T RUST Jason Taylor	1	61.4 800m	0:11.83 800m	1:54.05 [8] (0:13.66)	1:40.39 [2] (0:12.55)	1:27.84 [3] (0:12.28)	1:15.56 [3] (0:12.00)	1:03.56 [3] (0:11.99)	0:51.57 [3] (0:11.83)	0:39.74 [5] (0:12.16)	0:39.74	-9	

Scratched: Rock 'n' Sol (#1)

[] Ranking at each section and finish
 -:-:- No data available at this section
 NA No data available

SCN Saddle cloth number
 DNF Did not finish
 DNT Did not track



Mackay QLD Professional

Race 1: LADBROKE IT! BENCHMARK 60 Handicap - 1800m

30 November 2023 - 13:46



Track Rating: Good 4, Weather: Fine, Rail Position: True

Section				400m	200m			Last 600m			
Field Times				0:24.50 (0:11.90)	0:12.60 (0:12.60)			0:36.54			
Rank	TAB	Horse/Jockey	Barrier	Top Speed [km/h]	Fastest Section	Margin				Distance Travelled [m]	
1	2	ROSOVO Ryan Wiggins	4	65.1 800m	0:11.47 800m	0:24.49 [2] (0:11.89)	0:12.60 [1] (0:12.60)	1:50.48		0:36.32	
2	8	FROM THIS MOMENT Adam Sewell	9	63.2 400m	0:11.81 400m	0:24.48 [3] (0:11.81)	0:12.67 [2] (0:12.67)	0.5L		0:36.46	-9
3	7	LEICA BITA FUN Warwick Satherley	5	62.6 400m	0:11.78 400m	0:24.30 [5] (0:11.78)	0:12.52 [4] (0:12.52)	1L		0:36.29	-5
4	9	DOOM DIVA Raul Silvera Olivera	2	62.4 800m	0:11.76 800m	0:24.28 [7] (0:11.90)	0:12.38 [5] (0:12.38)	2L		0:36.32	-8
5	6	LETS TORQUE A DEEL Nikki Olzard	3	62.8 800m	0:11.71 800m	0:24.50 [8] (0:12.04)	0:12.46 [7] (0:12.46)	4.8L		0:36.72	-5
6	4	LIFETIME QUEST Ashley Butler	7	61.2 Overall	0:11.89 800m	0:25.51 [1] (0:12.09)	0:13.42 [3] (0:13.42)	5.6L		0:37.55	-8
7	3	SHADOW GODDESS Gabrielle Semmens	8	64.5 800m	0:11.53 800m	0:25.32 [4] (0:12.15)	0:13.17 [6] (0:13.17)	6.6L		0:37.37	+4
8	5	STARS DON'T RUST Jason Taylor	1	61.4 800m	0:11.83 800m	0:27.58 [6] (0:12.62)	0:14.96 [8] (0:14.96)	20.6L		0:39.74	-9

Scratched: Rock 'n' Sol (#1)



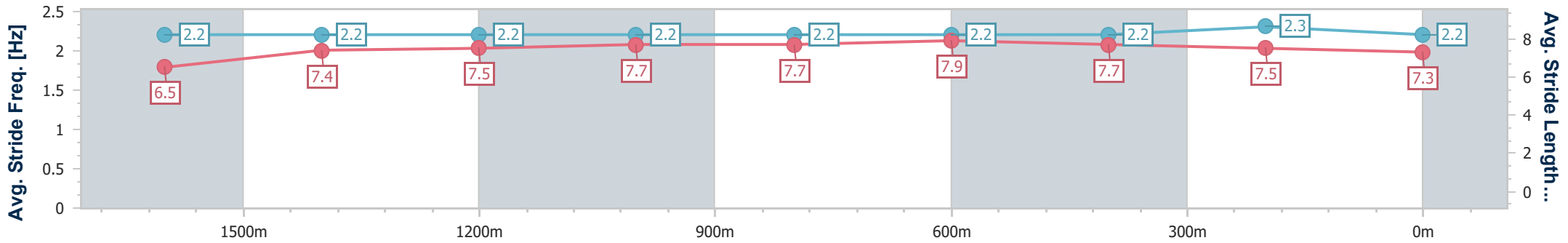
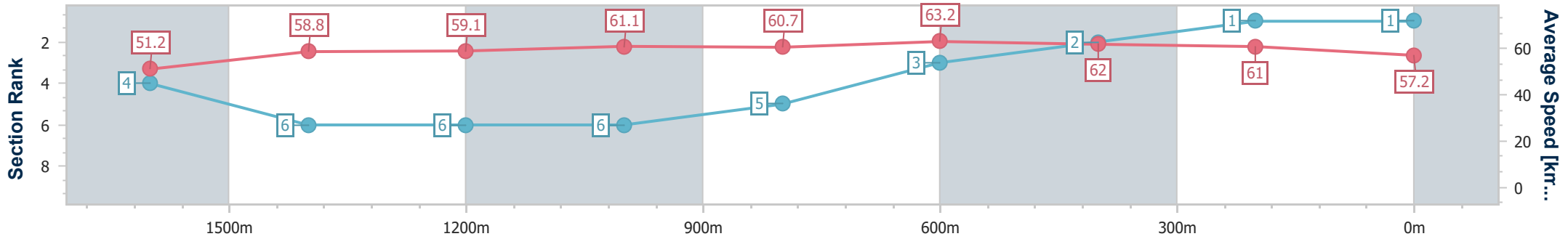
Horse/Jockey Name	Rosovo
Final Rank	1
Fastest Section Time (Section)	0:11.47 (800m)
Top Speed [km/h] (Section)	65.1 (800m)
Race State	Finished



Mackay QLD Professional
 Race 1: LADBROKE IT! BENCHMARK 60 Handicap - 1800m
 30 November 2023 - 13:46
 Track Rating: Good 4, Weather: Fine, Rail Position: True



Section	Overall	1600m	1400m	1200m	1000m	800m	600m	400m	200m
Section Times	1:50.48 [1] (0:14.09)	1:36.39 [4] (0:12.44)	1:23.95 [6] (0:12.36)	1:11.59 [6] (0:11.88)	0:59.71 [6] (0:11.92)	0:47.79 [5] (0:11.47)	0:36.32 [3] (0:11.83)	0:24.49 [2] (0:11.89)	0:12.60 [1] (0:12.60)
Average Speed [km/h]	51.2	58.8	59.1	61.1	60.7	63.2	62.0	61.0	57.2
Top Speed [km/h]	60.9	60.9	60.2	61.6	61.4	65.1	62.4	62.1	59.5
Avg. Dist. to Rail [m]	4.7	2.8	2.3	2.4	2.2	2.7	2.4	3.8	4.5
Avg. Stride Freq. [Hz]	2.2	2.2	2.2	2.2	2.2	2.2	2.2	2.3	2.2
Avg. Stride Length [m]	6.5	7.4	7.5	7.7	7.7	7.9	7.7	7.5	7.3



- [] Ranking at each section and finish
- .-.- No data available at this section
- NA No data available



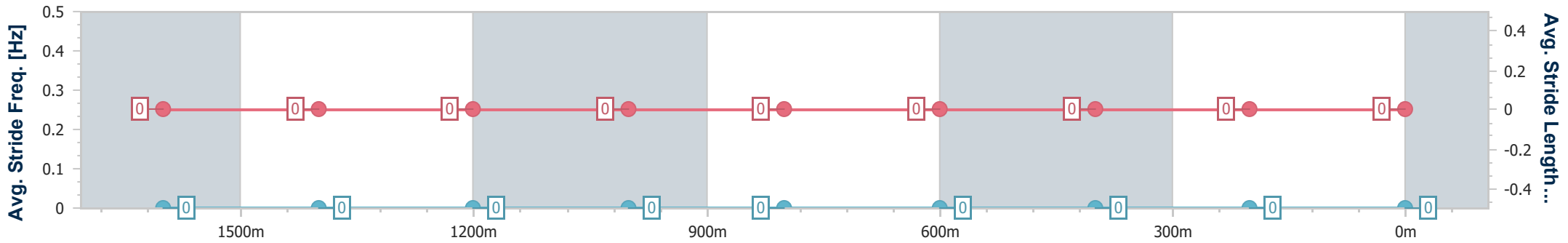
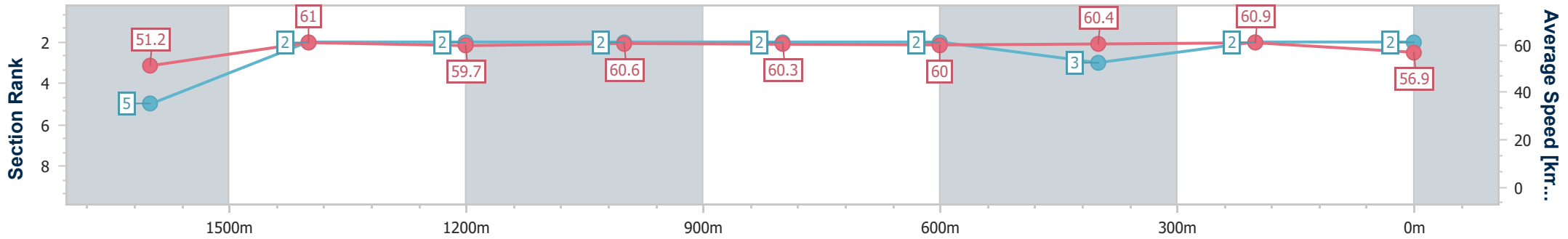
Horse/Jockey Name	From This Moment
Final Rank	2
Fastest Section Time (Section)	0:11.81 (400m)
Top Speed [km/h] (Section)	63.2 (400m)
Race State	Finished



Mackay QLD Professional
 Race 1: LADBROKE IT! BENCHMARK 60 Handicap - 1800m
 30 November 2023 - 13:46
 Track Rating: Good 4, Weather: Fine, Rail Position: True



Section	Overall	1600m	1400m	1200m	1000m	800m	600m	400m	200m			
Section Times	1:50.58 [2] (0:14.09)	1:36.49 [5] (0:12.02)	1:24.47 [2] (0:12.15)	1:12.32 [2] (0:11.87)	1:00.45 [2] (0:11.98)	0:48.47 [2] (0:12.01)	0:36.46 [2] (0:11.98)	0:24.48 [3] (0:11.81)	0:12.67 [2] (0:12.67)			
Average Speed [km/h]	51.2	61.0	59.7	60.6	60.3	60.0	60.4	60.9	56.9			
Top Speed [km/h]	62.4	62.4	61.7	61.2	61.1	61.2	61.7	63.2	59.3			
Avg. Dist. to Rail [m]	8.7	2.9	1.2	1.0	0.5	1.0	0.7	1.5	2.8			
Avg. Stride Freq. [Hz]	--	--	--	--	--	--	--	--	--			
Avg. Stride Length [m]	--	--	--	--	--	--	--	--	--			



- [] Ranking at each section and finish
- No data available at this section
- NA No data available



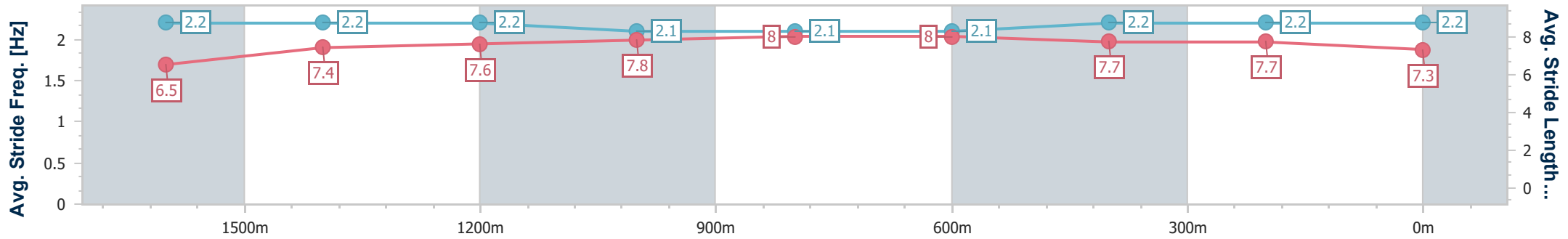
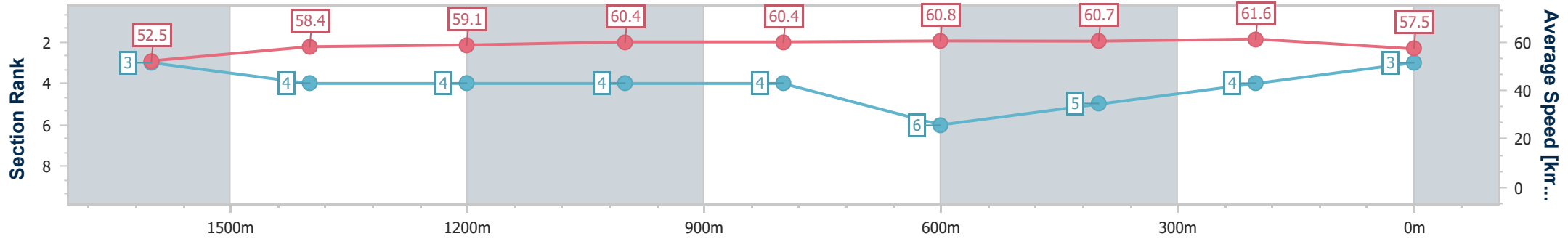
Horse/Jockey Name	Leica Bita Fun
Final Rank	3
Fastest Section Time (Section)	0:11.78 (400m)
Top Speed [km/h] (Section)	62.6 (400m)
Race State	Finished



Mackay QLD Professional
 Race 1: LADBROKE IT! BENCHMARK 60 Handicap - 1800m
 30 November 2023 - 13:46
 Track Rating: Good 4, Weather: Fine, Rail Position: True



Section	Overall	1600m	1400m	1200m	1000m	800m	600m	400m	200m
Section Times	1:50.68 [3] (0:13.77)	1:36.91 [3] (0:12.53)	1:24.38 [4] (0:12.31)	1:12.07 [4] (0:11.95)	1:00.12 [4] (0:11.95)	0:48.17 [4] (0:11.88)	0:36.29 [6] (0:11.99)	0:24.30 [5] (0:11.78)	0:12.52 [4] (0:12.52)
Average Speed [km/h]	52.5	58.4	59.1	60.4	60.4	60.8	60.7	61.6	57.5
Top Speed [km/h]	60.7	59.5	60.1	61.0	61.2	62.0	62.0	62.6	60.5
Avg. Dist. to Rail [m]	6.0	3.0	1.5	1.4	1.0	1.0	1.4	3.9	5.6
Avg. Stride Freq. [Hz]	2.2	2.2	2.2	2.1	2.1	2.1	2.2	2.2	2.2
Avg. Stride Length [m]	6.5	7.4	7.6	7.8	8.0	8.0	7.7	7.7	7.3



- [] Ranking at each section and finish
- .-.- No data available at this section
- NA No data available



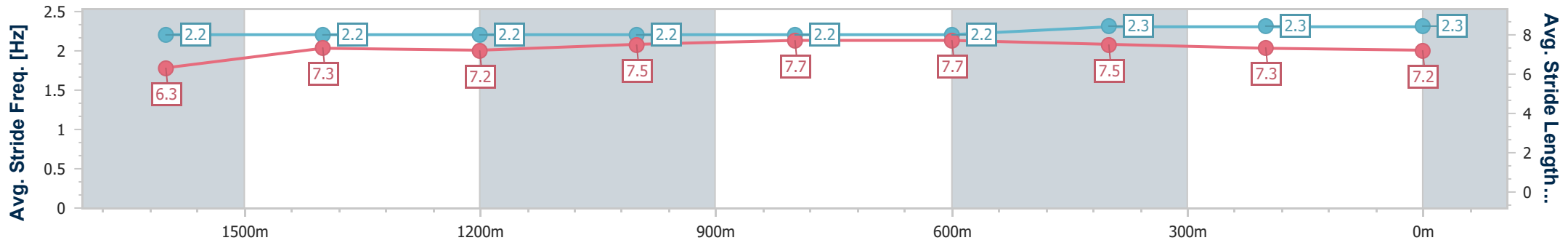
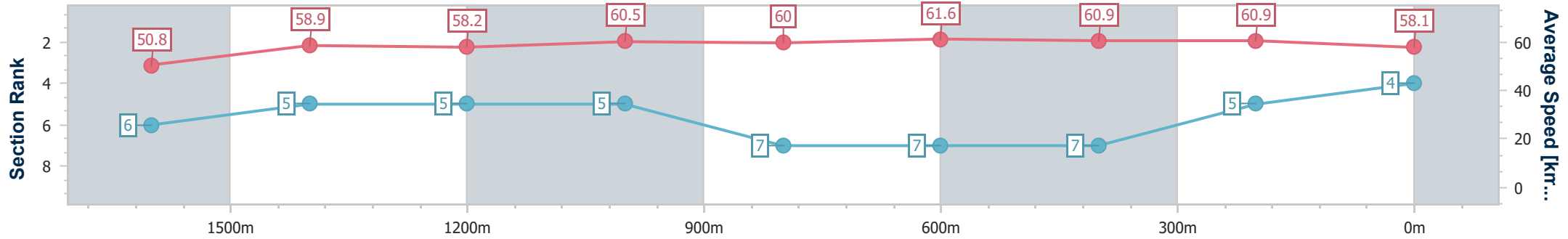
Horse/Jockey Name	Doom Diva
Final Rank	4
Fastest Section Time (Section)	0:11.76 (800m)
Top Speed [km/h] (Section)	62.4 (800m)
Race State	Finished



Mackay QLD Professional
 Race 1: LADBROKE IT! BENCHMARK 60 Handicap - 1800m
 30 November 2023 - 13:46
 Track Rating: Good 4, Weather: Fine, Rail Position: True



Section	Overall	1600m	1400m	1200m	1000m	800m	600m	400m	200m
Section Times	1:50.85 [4] (0:14.16)	1:36.69 [6] (0:12.27)	1:24.42 [5] (0:12.41)	1:12.01 [5] (0:11.91)	1:00.10 [5] (0:12.02)	0:48.08 [7] (0:11.76)	0:36.32 [7] (0:12.04)	0:24.28 [7] (0:11.90)	0:12.38 [5] (0:12.38)
Average Speed [km/h]	50.8	58.9	58.2	60.5	60.0	61.6	60.9	60.9	58.1
Top Speed [km/h]	60.7	60.9	60.0	61.6	61.1	62.4	61.6	62.1	60.2
Avg. Dist. to Rail [m]	2.7	0.4	0.8	1.1	1.0	1.2	2.3	3.3	3.6
Avg. Stride Freq. [Hz]	2.2	2.2	2.2	2.2	2.2	2.2	2.3	2.3	2.3
Avg. Stride Length [m]	6.3	7.3	7.2	7.5	7.7	7.7	7.5	7.3	7.2



- [] Ranking at each section and finish
- .-.- No data available at this section
- NA No data available



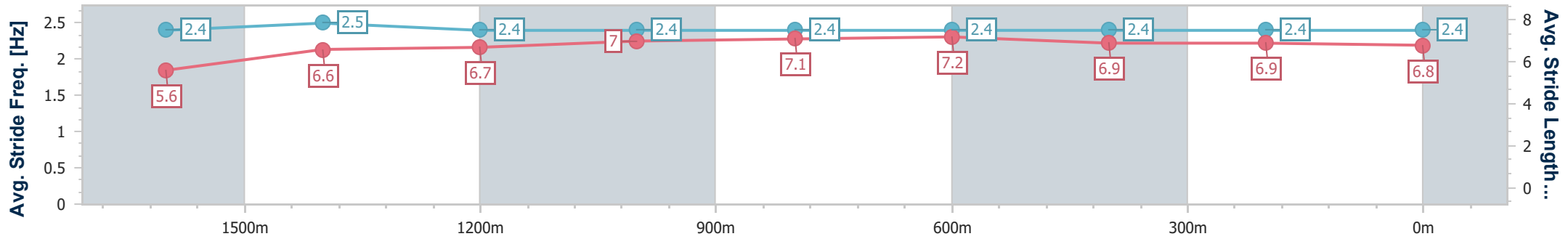
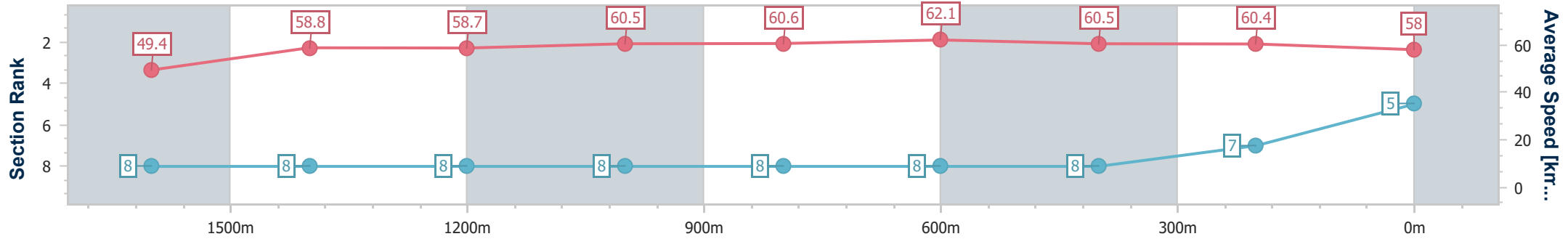
Horse/Jockey Name	Lets Torque A Deel
Final Rank	5
Fastest Section Time (Section)	0:11.71 (800m)
Top Speed [km/h] (Section)	62.8 (800m)
Race State	Finished



Mackay QLD Professional
 Race 1: LADBROKE IT! BENCHMARK 60 Handicap - 1800m
 30 November 2023 - 13:46
 Track Rating: Good 4, Weather: Fine, Rail Position: True



Section	Overall	1600m	1400m	1200m	1000m	800m	600m	400m	200m
Section Times	1:51.36 [5] (0:14.55)	1:36.81 [8] (0:12.31)	1:24.50 [8] (0:12.30)	1:12.20 [8] (0:11.88)	1:00.32 [8] (0:11.89)	0:48.43 [8] (0:11.71)	0:36.72 [8] (0:12.22)	0:24.50 [8] (0:12.04)	0:12.46 [7] (0:12.46)
Average Speed [km/h]	49.4	58.8	58.7	60.5	60.6	62.1	60.5	60.4	58.0
Top Speed [km/h]	60.1	60.4	59.9	62.2	61.7	62.8	62.1	61.9	59.5
Avg. Dist. to Rail [m]	2.8	1.1	0.6	0.4	0.3	1.6	3.7	6.4	8.8
Avg. Stride Freq. [Hz]	2.4	2.5	2.4	2.4	2.4	2.4	2.4	2.4	2.4
Avg. Stride Length [m]	5.6	6.6	6.7	7.0	7.1	7.2	6.9	6.9	6.8



- [] Ranking at each section and finish
- .-.- No data available at this section
- NA No data available



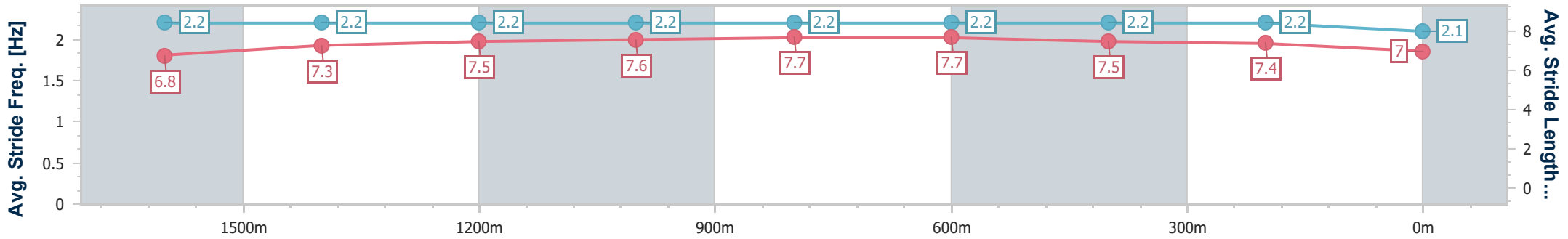
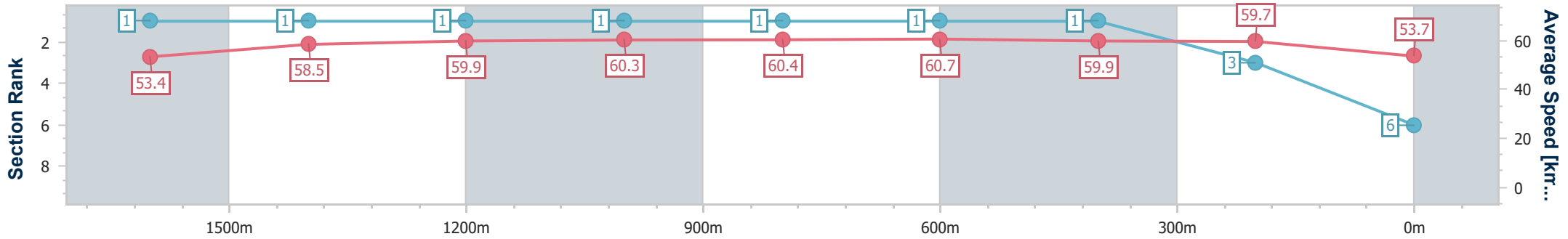
Horse/Jockey Name	Lifetime Quest
Final Rank	6
Fastest Section Time (Section)	0:11.89 (800m)
Top Speed [km/h] (Section)	61.2 (Overall)
Race State	Finished



Mackay QLD Professional
 Race 1: LADBROKE IT! BENCHMARK 60 Handicap - 1800m
 30 November 2023 - 13:46
 Track Rating: Good 4, Weather: Fine, Rail Position: True



Section	Overall	1600m	1400m	1200m	1000m	800m	600m	400m	200m
Section Times	1:51.49 [6] (0:13.49)	1:38.00 [1] (0:12.48)	1:25.52 [1] (0:12.16)	1:13.36 [1] (0:11.94)	1:01.42 [1] (0:11.98)	0:49.44 [1] (0:11.89)	0:37.55 [1] (0:12.04)	0:25.51 [1] (0:12.09)	0:13.42 [3] (0:13.42)
Average Speed [km/h]	53.4	58.5	59.9	60.3	60.4	60.7	59.9	59.7	53.7
Top Speed [km/h]	61.2	60.4	60.2	60.9	60.7	61.0	60.8	60.7	57.5
Avg. Dist. to Rail [m]	7.9	3.0	1.4	1.2	0.8	0.6	0.6	1.5	1.5
Avg. Stride Freq. [Hz]	2.2	2.2	2.2	2.2	2.2	2.2	2.2	2.2	2.1
Avg. Stride Length [m]	6.8	7.3	7.5	7.6	7.7	7.7	7.5	7.4	7.0



- [] Ranking at each section and finish
- .-.- No data available at this section
- NA No data available



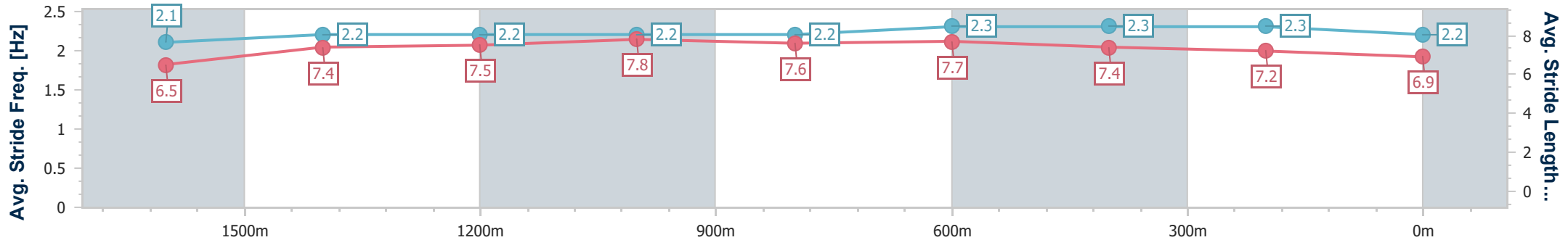
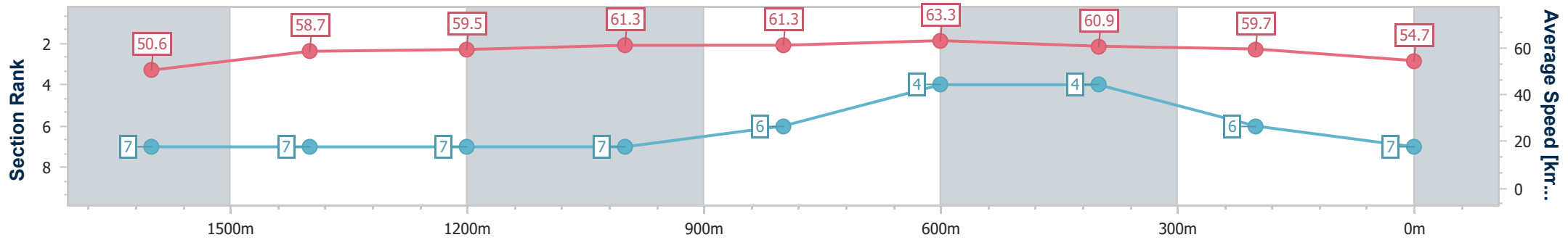
Horse/Jockey Name	Shadow Goddess
Final Rank	7
Fastest Section Time (Section)	0:11.53 (800m)
Top Speed [km/h] (Section)	64.5 (800m)
Race State	Finished



Mackay QLD Professional
 Race 1: LADBROKE IT! BENCHMARK 60 Handicap - 1800m
 30 November 2023 - 13:46
 Track Rating: Good 4, Weather: Fine, Rail Position: True



Section	Overall	1600m	1400m	1200m	1000m	800m	600m	400m	200m
Section Times	1:51.67 [7] (0:14.23)	1:37.44 [7] (0:12.55)	1:24.89 [7] (0:12.31)	1:12.58 [7] (0:11.86)	1:00.72 [7] (0:11.82)	0:48.90 [6] (0:11.53)	0:37.37 [4] (0:12.05)	0:25.32 [4] (0:12.15)	0:13.17 [6] (0:13.17)
Average Speed [km/h]	50.6	58.7	59.5	61.3	61.3	63.3	60.9	59.7	54.7
Top Speed [km/h]	59.5	59.4	60.5	61.7	62.1	64.5	62.0	60.6	58.1
Avg. Dist. to Rail [m]	7.7	3.7	3.2	3.3	3.1	3.5	2.9	5.0	6.4
Avg. Stride Freq. [Hz]	2.1	2.2	2.2	2.2	2.2	2.3	2.3	2.3	2.2
Avg. Stride Length [m]	6.5	7.4	7.5	7.8	7.6	7.7	7.4	7.2	6.9



- [] Ranking at each section and finish
- .-.- No data available at this section
- NA No data available



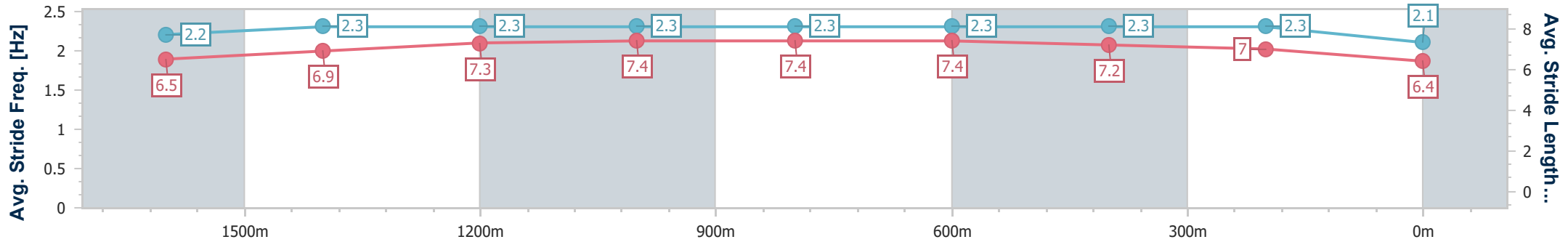
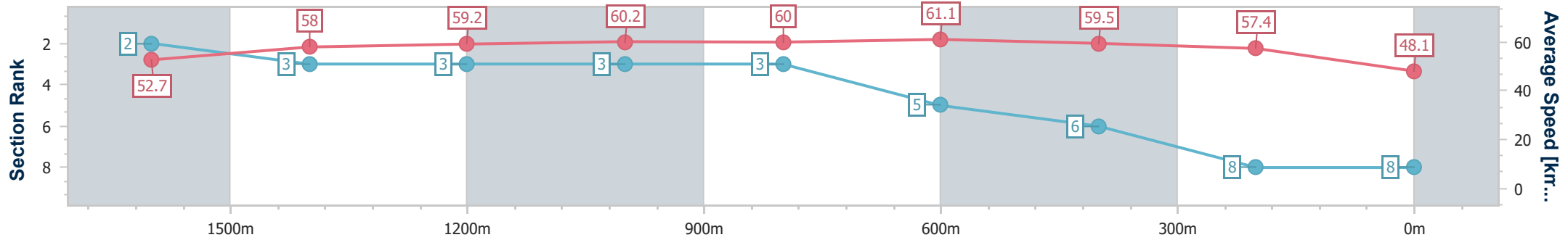
Horse/Jockey Name	Stars Don't Rust
Final Rank	8
Fastest Section Time (Section)	0:11.83 (800m)
Top Speed [km/h] (Section)	61.4 (800m)
Race State	Finished



Mackay QLD Professional
 Race 1: LADBROKE IT! BENCHMARK 60 Handicap - 1800m
 30 November 2023 - 13:46
 Track Rating: Good 4, Weather: Fine, Rail Position: True



Section	Overall	1600m	1400m	1200m	1000m	800m	600m	400m	200m
Section Times	1:54.05 [8] (0:13.66)	1:40.39 [2] (0:12.55)	1:27.84 [3] (0:12.28)	1:15.56 [3] (0:12.00)	1:03.56 [3] (0:11.99)	0:51.57 [3] (0:11.83)	0:39.74 [5] (0:12.16)	0:27.58 [6] (0:12.62)	0:14.96 [8] (0:14.96)
Average Speed [km/h]	52.7	58.0	59.2	60.2	60.0	61.1	59.5	57.4	48.1
Top Speed [km/h]	60.6	59.6	59.7	60.5	61.0	61.4	60.5	58.5	54.3
Avg. Dist. to Rail [m]	3.1	1.7	1.4	1.4	1.0	0.9	0.8	2.1	2.3
Avg. Stride Freq. [Hz]	2.2	2.3	2.3	2.3	2.3	2.3	2.3	2.3	2.1
Avg. Stride Length [m]	6.5	6.9	7.3	7.4	7.4	7.4	7.2	7.0	6.4



- [] Ranking at each section and finish
- .-.- No data available at this section
- NA No data available