



Ipswich QLD Professional

Race 5: PLUMBTEC PRO TOOLS BENCHMARK 65 Handicap - 1680m

15 December 2023 - 15:46



Track Rating: Good 4, Weather: Overcast, Rail Position: +3.5m Entire

Section														
Field Times	Overall	1400m	1200m	1000m	800m	600m	400m	Last 600m						
	1:42.80 (0:18.65)	1:24.15 (0:12.44)	1:11.71 (0:12.12)	0:59.59 (0:12.67)	0:46.92 (0:12.36)	0:34.56 (0:11.50)	0:23.06 (0:11.46)	0:34.56						
Rank	TAB	Horse/Jockey	Barrier	Top Speed [km/h]	Fastest Section									Distance Travelled [m]
1	9	BINDING Samantha Collett	10	64.0 Overall	0:11.46 400m	1:42.80 [1] (0:18.65)	1:24.15 [1] (0:12.44)	1:11.71 [1] (0:12.12)	0:59.59 [1] (0:12.67)	0:46.92 [1] (0:12.36)	0:34.56 [1] (0:11.50)	0:23.06 [1] (0:11.46)	0:34.56	
2	4	SILVER WARRIOR Emily Lang	1	64.6 400m	0:11.31 400m	1:43.34 [2] (0:19.14)	1:24.20 [6] (0:12.55)	1:11.65 [6] (0:12.42)	0:59.23 [6] (0:12.40)	0:46.83 [5] (0:12.41)	0:34.42 [5] (0:11.36)	0:23.06 [4] (0:11.31)	0:34.42	+0
3	6	RAGING POLE Tahlia Fenlon	11	64.5 Overall	0:11.31 400m	1:43.40 [3] (0:19.60)	1:23.80 [7] (0:12.35)	1:11.45 [8] (0:12.42)	0:59.03 [8] (0:12.39)	0:46.64 [8] (0:12.43)	0:34.21 [7] (0:11.39)	0:22.82 [8] (0:11.31)	0:34.21	+0
4	8	ORIGINAL GLAZE Jasper Franklin	3	63.4 400m	0:11.52 600m	1:43.62 [4] (0:18.84)	1:24.78 [2] (0:12.50)	1:12.28 [4] (0:12.23)	1:00.05 [3] (0:12.60)	0:47.45 [3] (0:12.30)	0:35.15 [3] (0:11.52)	0:23.63 [2] (0:11.52)	0:35.15	+1
5	10	EXPECTANT Jaden Lloyd	14	65.0 600m	0:11.22 600m	1:43.74 [5] (0:19.90)	1:23.84 [8] (0:12.04)	1:11.80 [7] (0:12.30)	0:59.50 [7] (0:12.51)	0:46.99 [7] (0:12.53)	0:34.46 [8] (0:11.22)	0:23.24 [6] (0:11.48)	0:34.46	+7
6	5	VAN GOGH Sophie Wilcock	8	63.9 Overall	0:11.63 600m	1:43.83 [6] (0:19.01)	1:24.82 [4] (0:12.27)	1:12.55 [2] (0:12.13)	1:00.42 [2] (0:12.66)	0:47.76 [2] (0:12.37)	0:35.39 [2] (0:11.63)	0:23.76 [3] (0:11.63)	0:35.39	+5
7	11	MIDNIGHT RAMBLER Angela Jones	2	64.7 600m	0:11.27 600m	1:44.09 [7] (0:19.11)	1:24.98 [5] (0:12.44)	1:12.54 [5] (0:12.47)	1:00.07 [5] (0:12.55)	0:47.52 [6] (0:12.47)	0:35.05 [6] (0:11.27)	0:23.78 [5] (0:11.52)	0:35.05	+6
8	7	CHINA GROVE Casey Waddell	7	63.4 Overall	0:11.66 600m	1:45.23 [8] (0:18.91)	1:26.32 [3] (0:12.42)	1:13.90 [3] (0:12.41)	1:01.49 [4] (0:12.62)	0:48.87 [4] (0:12.50)	0:36.37 [4] (0:11.66)	0:24.71 [7] (0:11.98)	0:36.37	+4

Scratched: Dorset Coast (#2), Burnt By Bernie (#13), Surin Beach (#12), Better Yet (#14), Tea Leaves (#3), Chasing Jackley (#1)

[] Ranking at each section and finish
 -:-:- No data available at this section
 NA No data available

SCN Saddle cloth number
 DNF Did not finish
 DNT Did not track

Track Rating: Good 4, Weather: Overcast, Rail Position: +3.5m Entire

Section				200m				Last 600m	
Field Times				0:11.60 (0:11.60)				0:34.56	
Rank	TAB	Horse/Jockey	Barrier	Top Speed [km/h]	Fastest Section	Margin			Distance Travelled [m]
1	9	BINDING Samantha Collett	10	64.0 Overall	0:11.46 400m	0:11.60 [1] (0:11.60)	1:42.80		0:34.56
2	4	SILVER WARRIOR Emily Lang	1	64.6 400m	0:11.31 400m	0:11.75 [3] (0:11.75)	3L		0:34.42 +0
3	6	RAGING POLE Tahlia Fenlon	11	64.5 Overall	0:11.31 400m	0:11.51 [6] (0:11.51)	3.2L		0:34.21 +0
4	8	ORIGINAL GLAZE Jasper Franklin	3	63.4 400m	0:11.52 600m	0:12.11 [2] (0:12.11)	4.5L		0:35.15 +1
5	10	EXPECTANT Jaden Lloyd	14	65.0 600m	0:11.22 600m	0:11.76 [7] (0:11.76)	5L		0:34.46 +7
6	5	VAN GOGH Sophie Wilcock	8	63.9 Overall	0:11.63 600m	0:12.13 [4] (0:12.13)	5.5L		0:35.39 +5
7	11	MIDNIGHT RAMBLER Angela Jones	2	64.7 600m	0:11.27 600m	0:12.26 [5] (0:12.26)	7L		0:35.05 +6
8	7	CHINA GROVE Casey Waddell	7	63.4 Overall	0:11.66 600m	0:12.73 [8] (0:12.73)	13.5L		0:36.37 +4

Scratched: Dorset Coast (#2), Burnt By Bernie (#13), Surin Beach (#12), Better Yet (#14), Tea Leaves (#3), Chasing Jackley (#1)



Horse/Jockey Name	Binding
Final Rank	1
Fastest Section Time (Section)	0:11.46 (400m)
Top Speed [km/h] (Section)	64.0 (Overall)
Race State	Finished



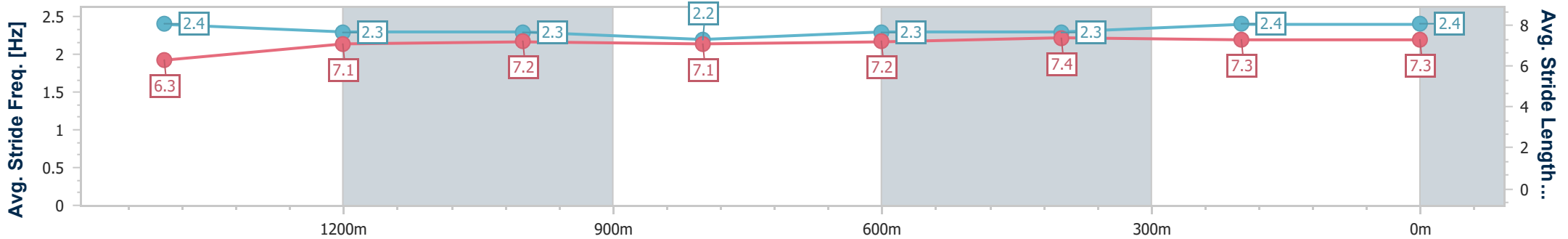
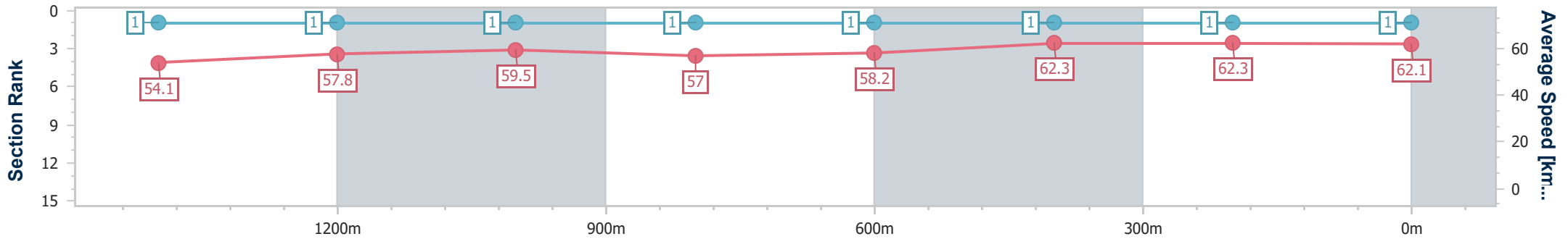
Ipswich QLD Professional
Race 5: PLUMBTEC PRO TOOLS BENCHMARK 65 Handicap - 1680m



15 December 2023 - 15:46

Track Rating: Good 4, Weather: Overcast, Rail Position: +3.5m Entire

Section	Overall	1400m	1200m	1000m	800m	600m	400m	200m					
Section Times	1:42.80 [1] (0:18.65)	1:24.15 [1] (0:12.44)	1:11.71 [1] (0:12.12)	0:59.59 [1] (0:12.67)	0:46.92 [1] (0:12.36)	0:34.56 [1] (0:11.50)	0:23.06 [1] (0:11.46)	0:11.60 [1] (0:11.60)					
Average Speed [km/h]	54.1	57.8	59.5	57.0	58.2	62.3	62.3	62.1					
Top Speed [km/h]	64.0	60.7	60.7	58.7	60.3	63.5	63.2	63.3					
Avg. Dist. to Rail [m]	5.2	0.2	0.4	0.3	0.3	0.9	1.8	1.3					
Avg. Stride Freq. [Hz]	2.4	2.3	2.3	2.2	2.3	2.3	2.4	2.4					
Avg. Stride Length [m]	6.3	7.1	7.2	7.1	7.2	7.4	7.3	7.3					



- [] Ranking at each section and finish
- .-.- No data available at this section
- NA No data available



Horse/Jockey Name	Silver Warrior
Final Rank	2
Fastest Section Time (Section)	0:11.31 (400m)
Top Speed [km/h] (Section)	64.6 (400m)
Race State	Finished



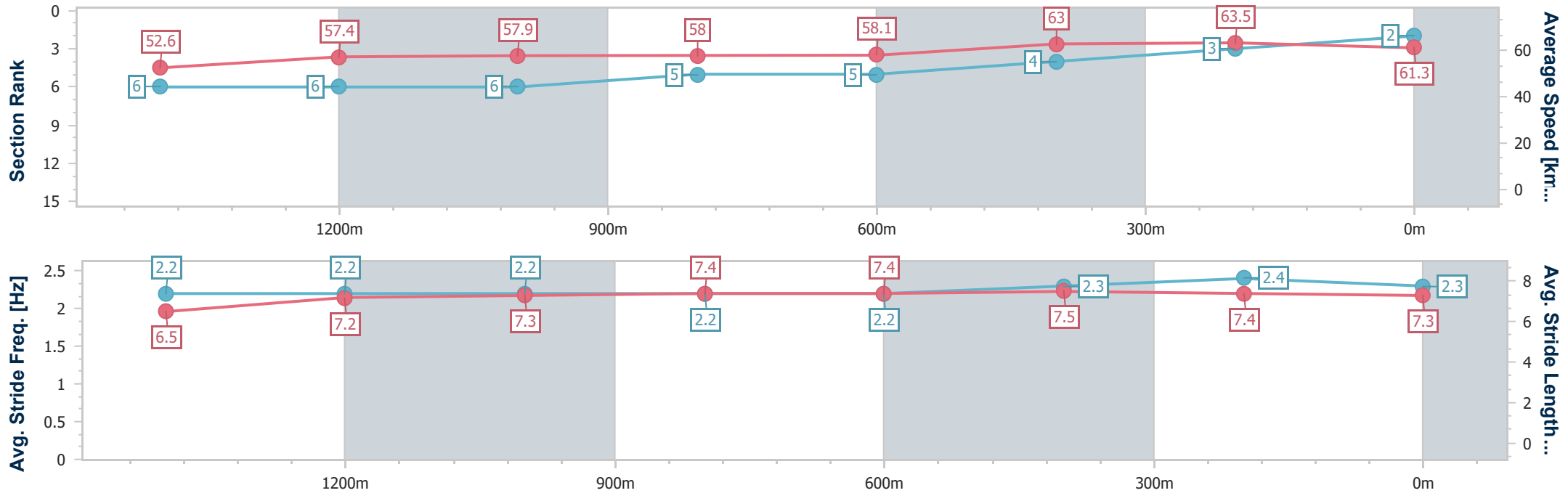
Ipswich QLD Professional
Race 5: PLUMBTEC PRO TOOLS BENCHMARK 65 Handicap - 1680m



15 December 2023 - 15:46

Track Rating: Good 4, Weather: Overcast, Rail Position: +3.5m Entire

Section	Overall	1400m	1200m	1000m	800m	600m	400m	200m					
Section Times	1:43.34 [2] (0:19.14)	1:24.20 [6] (0:12.55)	1:11.65 [6] (0:12.42)	0:59.23 [6] (0:12.40)	0:46.83 [5] (0:12.41)	0:34.42 [5] (0:11.36)	0:23.06 [4] (0:11.31)	0:11.75 [3] (0:11.75)					
Average Speed [km/h]	52.6	57.4	57.9	58.0	58.1	63.0	63.5	61.3					
Top Speed [km/h]	63.8	59.8	59.3	59.6	61.5	64.0	64.6	63.7					
Avg. Dist. to Rail [m]	2.1	0.1	0.2	0.3	0.9	0.6	1.2	2.1					
Avg. Stride Freq. [Hz]	2.2	2.2	2.2	2.2	2.2	2.3	2.4	2.3					
Avg. Stride Length [m]	6.5	7.2	7.3	7.4	7.4	7.5	7.4	7.3					



- [] Ranking at each section and finish
- .-.- No data available at this section
- NA No data available



Horse/Jockey Name	Raging Pole
Final Rank	3
Fastest Section Time (Section)	0:11.31 (400m)
Top Speed [km/h] (Section)	64.5 (Overall)
Race State	Finished



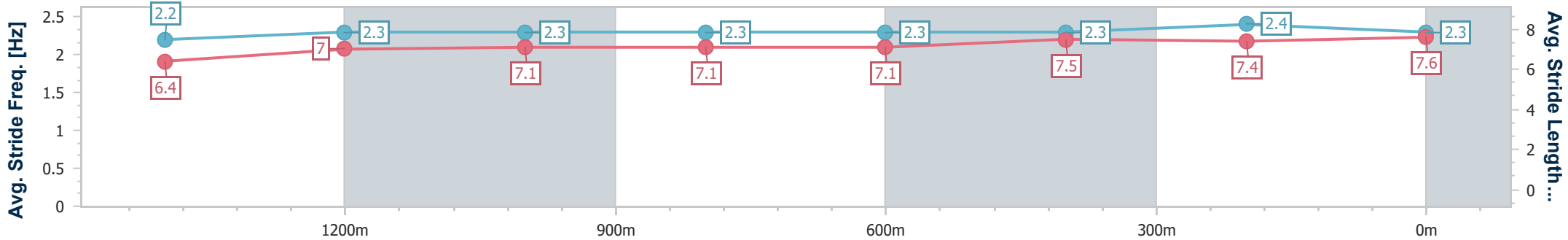
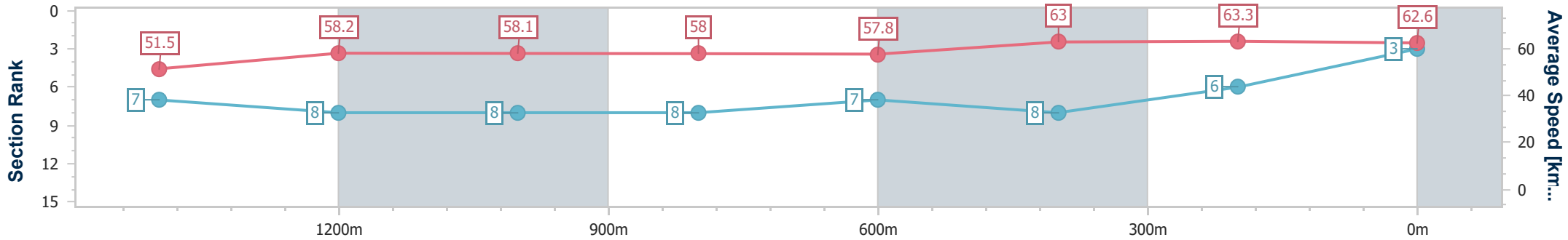
Ipswich QLD Professional
 Race 5: PLUMBTEC PRO TOOLS BENCHMARK 65 Handicap - 1680m



15 December 2023 - 15:46

Track Rating: Good 4, Weather: Overcast, Rail Position: +3.5m Entire

Section	Overall	1400m	1200m	1000m	800m	600m	400m	200m						
Section Times	1:43.40 [3] (0:19.60)	1:23.80 [7] (0:12.35)	1:11.45 [8] (0:12.42)	0:59.03 [8] (0:12.39)	0:46.64 [8] (0:12.43)	0:34.21 [7] (0:11.39)	0:22.82 [8] (0:11.31)	0:11.51 [6] (0:11.51)						
Average Speed [km/h]	51.5	58.2	58.1	58.0	57.8	63.0	63.3	62.6						
Top Speed [km/h]	64.5	62.3	59.4	59.4	62.2	63.5	64.3	64.0						
Avg. Dist. to Rail [m]	4.0	0.2	0.1	0.2	0.7	0.8	1.2	0.9						
Avg. Stride Freq. [Hz]	2.2	2.3	2.3	2.3	2.3	2.3	2.4	2.3						
Avg. Stride Length [m]	6.4	7.0	7.1	7.1	7.1	7.5	7.4	7.6						



- [] Ranking at each section and finish
- .-.- No data available at this section
- NA No data available



Horse/Jockey Name	Original Glaze
Final Rank	4
Fastest Section Time (Section)	0:11.52 (600m)
Top Speed [km/h] (Section)	63.4 (400m)
Race State	Finished



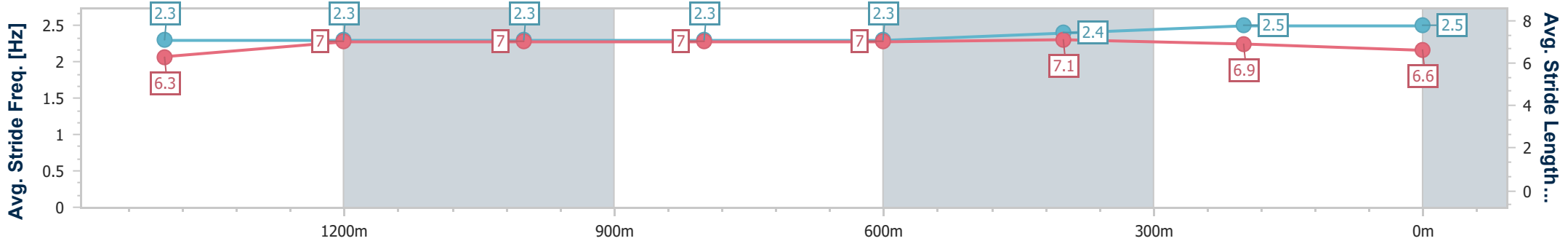
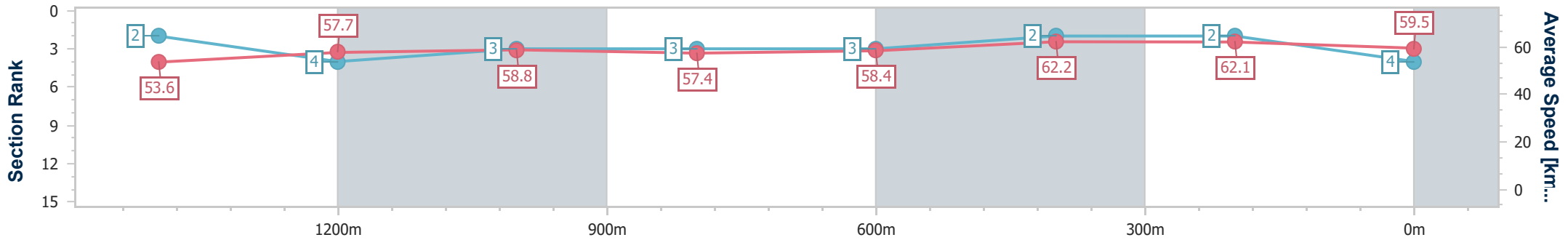
Ipswich QLD Professional
Race 5: PLUMBTEC PRO TOOLS BENCHMARK 65 Handicap - 1680m



15 December 2023 - 15:46

Track Rating: Good 4, Weather: Overcast, Rail Position: +3.5m Entire

Section	Overall	1400m	1200m	1000m	800m	600m	400m	200m						
Section Times	1:43.62 [4] (0:18.84)	1:24.78 [2] (0:12.50)	1:12.28 [4] (0:12.23)	1:00.05 [3] (0:12.60)	0:47.45 [3] (0:12.30)	0:35.15 [3] (0:11.52)	0:23.63 [2] (0:11.52)	0:12.11 [2] (0:12.11)						
Average Speed [km/h]	53.6	57.7	58.8	57.4	58.4	62.2	62.1	59.5						
Top Speed [km/h]	63.0	60.0	60.3	60.1	61.3	63.3	63.4	61.6						
Avg. Dist. to Rail [m]	3.1	0.1	0.3	0.2	0.5	0.9	0.8	0.6						
Avg. Stride Freq. [Hz]	2.3	2.3	2.3	2.3	2.3	2.4	2.5	2.5						
Avg. Stride Length [m]	6.3	7.0	7.0	7.0	7.0	7.1	6.9	6.6						



- [] Ranking at each section and finish
- .-.- No data available at this section
- NA No data available



Horse/Jockey Name	Expectant
Final Rank	5
Fastest Section Time (Section)	0:11.22 (600m)
Top Speed [km/h] (Section)	65.0 (600m)
Race State	Finished



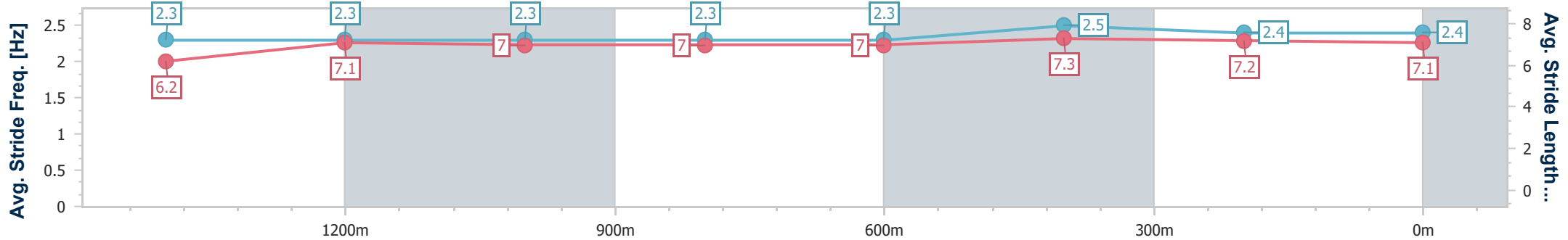
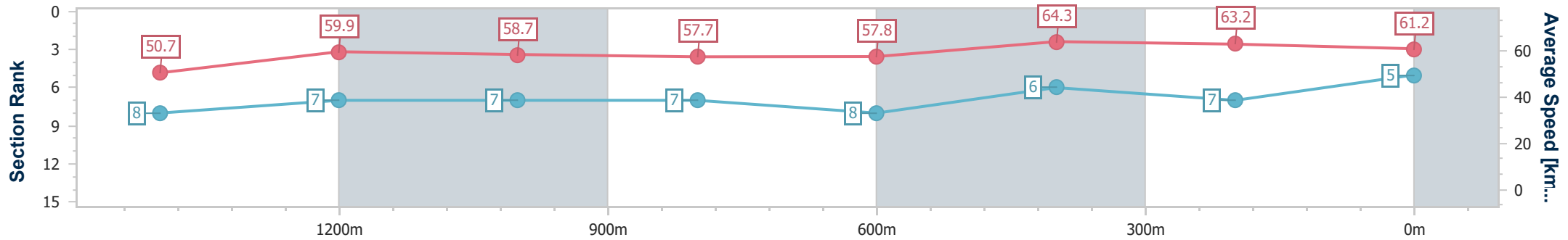
Ipswich QLD Professional
Race 5: PLUMBTEC PRO TOOLS BENCHMARK 65 Handicap - 1680m



15 December 2023 - 15:46

Track Rating: Good 4, Weather: Overcast, Rail Position: +3.5m Entire

Section	Overall	1400m	1200m	1000m	800m	600m	400m	200m						
Section Times	1:43.74 [5] (0:19.90)	1:23.84 [8] (0:12.04)	1:11.80 [7] (0:12.30)	0:59.50 [7] (0:12.51)	0:46.99 [7] (0:12.53)	0:34.46 [8] (0:11.22)	0:23.24 [6] (0:11.48)	0:11.76 [7] (0:11.76)						
Average Speed [km/h]	50.7	59.9	58.7	57.7	57.8	64.3	63.2	61.2						
Top Speed [km/h]	64.3	64.1	59.9	59.8	62.9	65.0	64.5	62.6						
Avg. Dist. to Rail [m]	5.1	0.5	0.8	1.4	0.8	0.9	2.5	5.0						
Avg. Stride Freq. [Hz]	2.3	2.3	2.3	2.3	2.3	2.5	2.4	2.4						
Avg. Stride Length [m]	6.2	7.1	7.0	7.0	7.0	7.3	7.2	7.1						



- [] Ranking at each section and finish
- .-.- No data available at this section
- NA No data available



Horse/Jockey Name	Van Gogh
Final Rank	6
Fastest Section Time (Section)	0:11.63 (600m)
Top Speed [km/h] (Section)	63.9 (Overall)
Race State	Finished



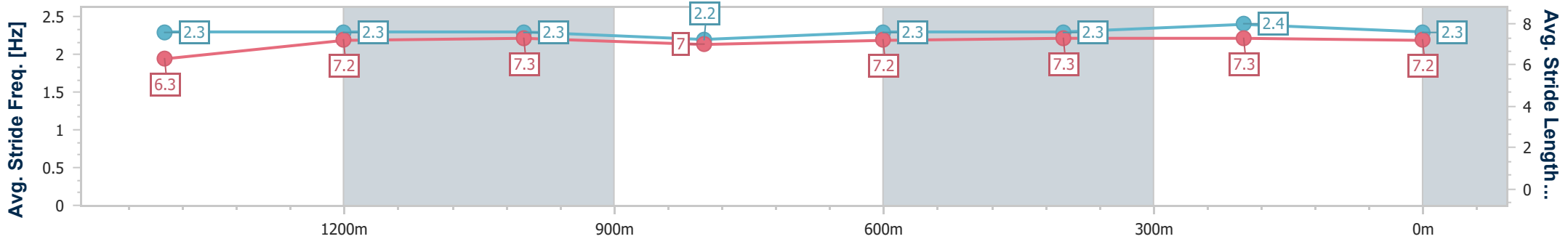
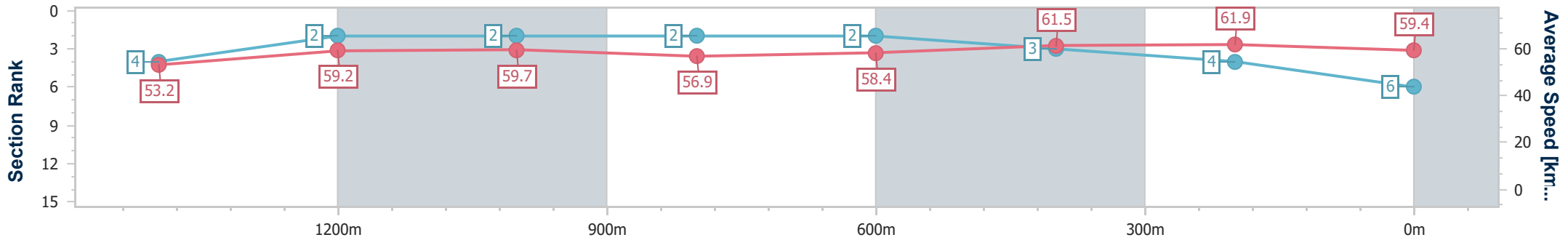
Ipswich QLD Professional
 Race 5: PLUMBTEC PRO TOOLS BENCHMARK 65 Handicap - 1680m



15 December 2023 - 15:46

Track Rating: Good 4, Weather: Overcast, Rail Position: +3.5m Entire

Section	Overall	1400m	1200m	1000m	800m	600m	400m	200m						
Section Times	1:43.83 [6] (0:19.01)	1:24.82 [4] (0:12.27)	1:12.55 [2] (0:12.13)	1:00.42 [2] (0:12.66)	0:47.76 [2] (0:12.37)	0:35.39 [2] (0:11.63)	0:23.76 [3] (0:11.63)	0:12.13 [4] (0:12.13)						
Average Speed [km/h]	53.2	59.2	59.7	56.9	58.4	61.5	61.9	59.4						
Top Speed [km/h]	63.9	60.3	60.9	58.8	61.5	62.4	62.8	61.6						
Avg. Dist. to Rail [m]	5.2	1.6	1.7	1.1	0.2	0.7	1.2	2.1						
Avg. Stride Freq. [Hz]	2.3	2.3	2.3	2.2	2.3	2.3	2.4	2.3						
Avg. Stride Length [m]	6.3	7.2	7.3	7.0	7.2	7.3	7.3	7.2						



- [] Ranking at each section and finish
- .-.- No data available at this section
- NA No data available



Horse/Jockey Name	Midnight Rambler
Final Rank	7
Fastest Section Time (Section)	0:11.27 (600m)
Top Speed [km/h] (Section)	64.7 (600m)
Race State	Finished



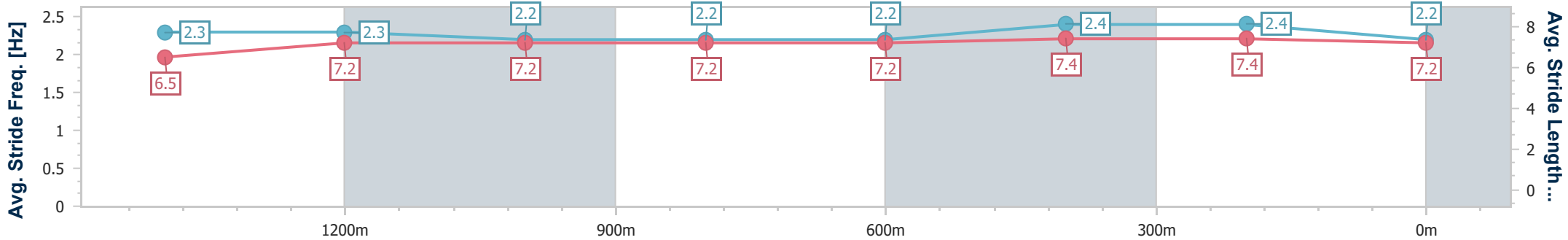
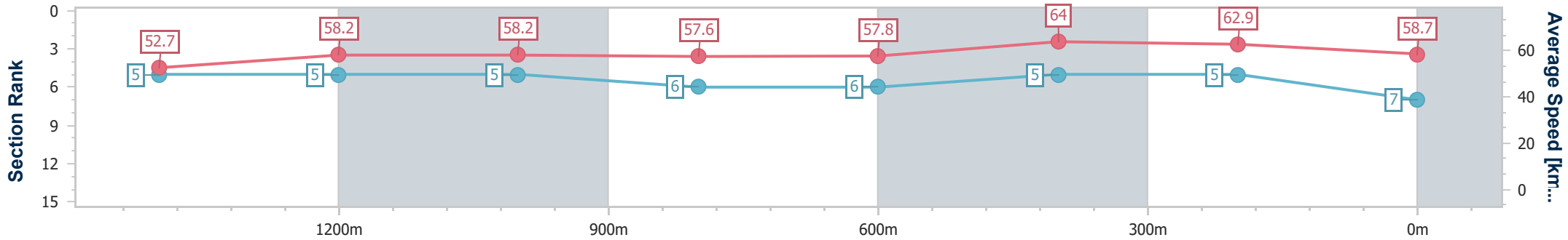
Ipswich QLD Professional
 Race 5: PLUMBTEC PRO TOOLS BENCHMARK 65 Handicap - 1680m



15 December 2023 - 15:46

Track Rating: Good 4, Weather: Overcast, Rail Position: +3.5m Entire

Section	Overall	1400m	1200m	1000m	800m	600m	400m	200m						
Section Times	1:44.09 [7] (0:19.11)	1:24.98 [5] (0:12.44)	1:12.54 [5] (0:12.47)	1:00.07 [5] (0:12.55)	0:47.52 [6] (0:12.47)	0:35.05 [6] (0:11.27)	0:23.78 [5] (0:11.52)	0:12.26 [5] (0:12.26)						
Average Speed [km/h]	52.7	58.2	58.2	57.6	57.8	64.0	62.9	58.7						
Top Speed [km/h]	63.2	60.5	59.0	59.3	62.6	64.7	63.9	60.9						
Avg. Dist. to Rail [m]	3.3	0.9	1.2	1.4	0.7	0.9	1.7	3.2						
Avg. Stride Freq. [Hz]	2.3	2.3	2.2	2.2	2.2	2.4	2.4	2.2						
Avg. Stride Length [m]	6.5	7.2	7.2	7.2	7.2	7.4	7.4	7.2						



- [] Ranking at each section and finish
- .-.- No data available at this section
- NA No data available



Horse/Jockey Name	China Grove
Final Rank	8
Fastest Section Time (Section)	0:11.66 (600m)
Top Speed [km/h] (Section)	63.4 (Overall)
Race State	Finished



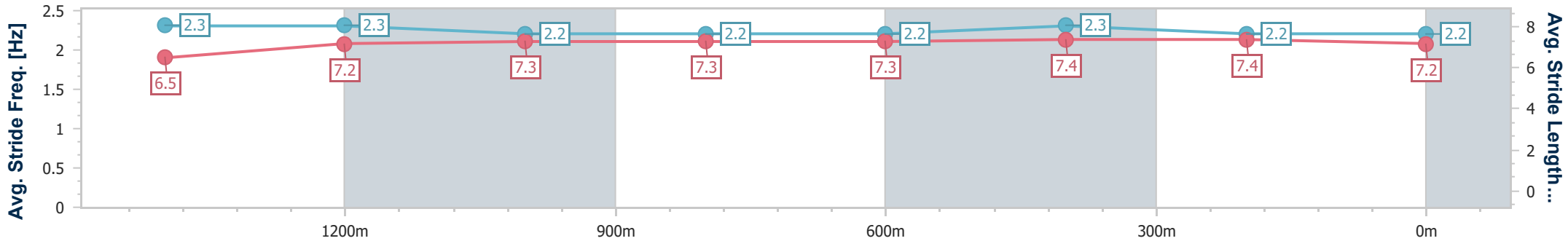
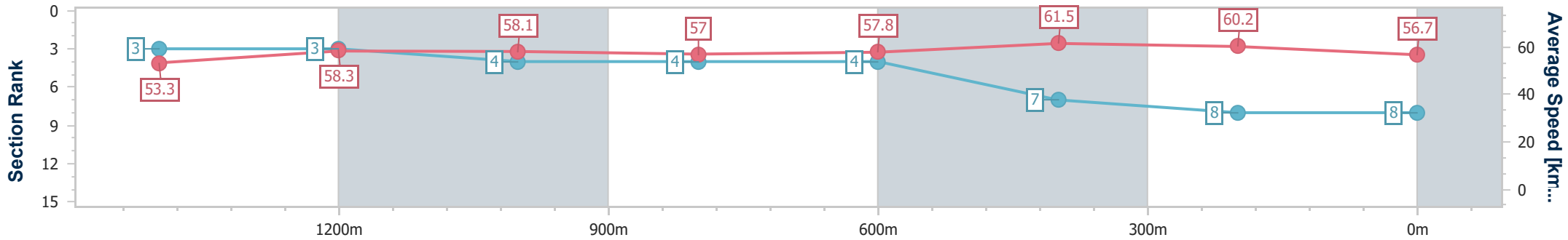
Ipswich QLD Professional
Race 5: PLUMBTEC PRO TOOLS BENCHMARK 65 Handicap - 1680m



15 December 2023 - 15:46

Track Rating: Good 4, Weather: Overcast, Rail Position: +3.5m Entire

Section	Overall	1400m	1200m	1000m	800m	600m	400m	200m						
Section Times	1:45.23 [8] (0:18.91)	1:26.32 [3] (0:12.42)	1:13.90 [3] (0:12.41)	1:01.49 [4] (0:12.62)	0:48.87 [4] (0:12.50)	0:36.37 [4] (0:11.66)	0:24.71 [7] (0:11.98)	0:12.73 [8] (0:12.73)						
Average Speed [km/h]	53.3	58.3	58.1	57.0	57.8	61.5	60.2	56.7						
Top Speed [km/h]	63.4	61.1	59.1	59.5	60.8	62.2	61.3	59.1						
Avg. Dist. to Rail [m]	4.4	0.8	0.7	0.7	0.4	0.5	0.5	1.0						
Avg. Stride Freq. [Hz]	2.3	2.3	2.2	2.2	2.2	2.3	2.2	2.2						
Avg. Stride Length [m]	6.5	7.2	7.3	7.3	7.3	7.4	7.4	7.2						



- [] Ranking at each section and finish
- .-.- No data available at this section
- NA No data available