



# Mackay QLD Professional

## Race 6: Sheds & Garages Mackay BENCHMARK 60 Handicap - 1100m

22 December 2023 - 15:24



MACKAY TURF CLUB  
Ooralea Racecourse

Track Rating: Good 4, Weather: Overcast, Rail Position: True

Section		Field Times											Last 600m					
Overall		1000m	800m	600m	400m	200m						0:35.05						
1:03.96 (0:07.80)		0:56.16 (0:10.49)	0:45.67 (0:10.62)	0:35.05 (0:11.29)	0:23.76 (0:11.62)	0:12.14 (0:12.14)												
Rank	TAB	Horse/Jockey	Barrier	Top Speed [km/h]	Fastest Section												Margin	Distance Travelled [m]
1	6	WANNA TWEET Chris Whiteley	7	67.8 1000m	0:07.80 Overall	1:03.96 [1] (0:07.80)	0:56.16 [1] (0:10.75)	0:45.41 [4] (0:10.93)	0:34.48 [5] (0:11.36)	0:23.12 [7] (0:11.27)	0:11.85 [6] (0:11.85)	1:03.96	0:34.48					
2	2	STRATHCONA Tahlia Fenlon	11	70.2 1000m	0:07.87 Overall	1:04.07 [2] (0:07.87)	0:56.20 [4] (0:10.53)	0:45.67 [2] (0:10.63)	0:35.04 [2] (0:11.17)	0:23.87 [1] (0:11.62)	0:12.25 [1] (0:12.25)	0.5L	0:35.04	+5				
3	4	FLYING SHAMUS Gabrielle Semmens	3	68.8 800m	0:07.93 Overall	1:04.19 [3] (0:07.93)	0:56.26 [5] (0:10.89)	0:45.37 [7] (0:10.71)	0:34.66 [6] (0:11.07)	0:23.59 [5] (0:11.46)	0:12.13 [4] (0:12.13)	1L	0:34.66	-2				
4	9	FOGGY DEW Nikki Olzard	9	68.8 800m	0:08.05 Overall	1:04.35 [4] (0:08.05)	0:56.30 [7] (0:10.89)	0:45.41 [8] (0:10.76)	0:34.65 [7] (0:10.94)	0:23.71 [6] (0:11.44)	0:12.27 [5] (0:12.27)	1.8L	0:34.65	+7				
5	1	ACOUSTIX Shae Nielson	10	69.8 1000m	0:07.86 Overall	1:04.52 [5] (0:07.86)	0:56.66 [3] (0:10.43)	0:46.23 [1] (0:10.62)	0:35.61 [1] (0:11.33)	0:24.28 [2] (0:11.72)	0:12.56 [2] (0:12.56)	2.6L	0:35.61	+3				
6	10	PRUDISH Warwick Satherley	8	69.3 1000m	0:07.81 Overall	1:04.61 [6] (0:07.81)	0:56.80 [2] (0:10.61)	0:46.19 [3] (0:10.87)	0:35.32 [3] (0:11.31)	0:24.01 [4] (0:11.44)	0:12.57 [3] (0:12.57)	3.1L	0:35.32	+1				
7	5	HEZAGEM Justin Stanley	4	67.9 1000m	0:08.20 Overall	1:04.67 [7] (0:08.20)	0:56.47 [9] (0:10.77)	0:45.70 [9] (0:10.97)	0:34.73 [9] (0:11.08)	0:23.65 [9] (0:11.43)	0:12.22 [8] (0:12.22)	3.4L	0:34.73	+6				
8	11	QUEENSLANDER Olivia Kendal	2	69.1 1000m	0:08.01 Overall	1:05.02 [8] (0:08.01)	0:57.01 [6] (0:10.73)	0:46.28 [5] (0:11.07)	0:35.21 [8] (0:11.20)	0:24.01 [8] (0:11.51)	0:12.50 [9] (0:12.50)	5.4L	0:35.21	-2				
9	8	CINDERELLA MAN Raul Silvera Olivera	6	69.6 1000m	0:08.14 Overall	1:05.06 [9] (0:08.14)	0:56.92 [8] (0:10.63)	0:46.29 [6] (0:10.60)	0:35.69 [4] (0:11.20)	0:24.49 [3] (0:11.77)	0:12.72 [7] (0:12.72)	5.6L	0:35.69	+7				
10	7	GRACIOUS GARCON Les Tilley	1	66.8 800m	0:08.22 Overall	1:06.54 [10] (0:08.22)	0:58.32 [10] (0:11.04)	0:47.28 [10] (0:10.97)	0:36.31 [10] (0:11.14)	0:25.17 [10] (0:11.86)	0:13.31 [10] (0:13.31)	14.1L	0:36.31	-1				

Scratched: Mr Tangles (#3)

Report Created: Fri 22 December 2023 15:50 GMT (Note: Timing is based on position data)

Page 1/11

[ ] Ranking at each section and finish  
 -:-:- No data available at this section  
 NA No data available

SCN Saddle cloth number  
 DNF Did not finish  
 DNT Did not track

data processed by TRIPLES DATA



Horse/Jockey Name	Wanna Tweet
Final Rank	1
Fastest Section Time (Section)	0:07.80 (Overall)
Top Speed [km/h] (Section)	67.8 (1000m)
Race State	Finished



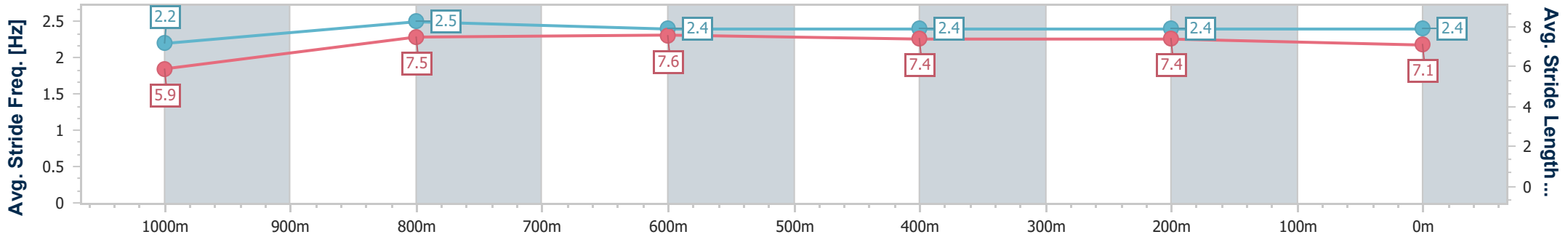
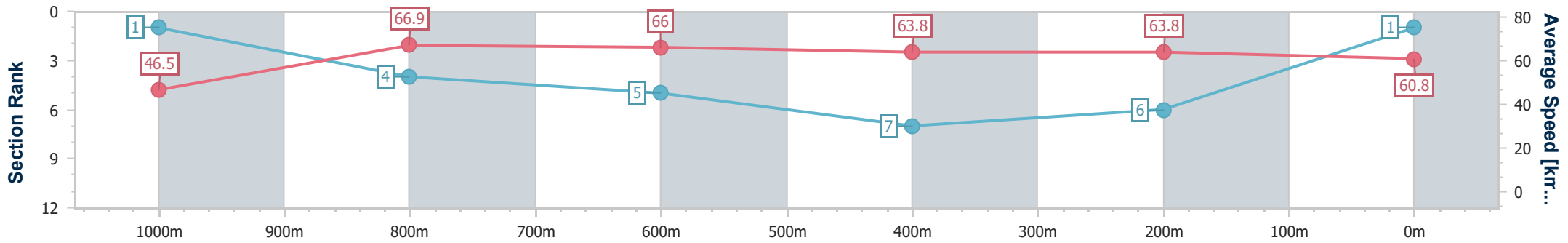
Mackay QLD Professional  
Race 6: Sheds & Garages Mackay BENCHMARK 60 Handicap - 1100m



22 December 2023 - 15:24

Track Rating: Good 4, Weather: Overcast, Rail Position: True

Section	Overall	1000m	800m	600m	400m	200m
Section Times	1:03.96 [1] (0:07.80)	0:56.16 [1] (0:10.75)	0:45.41 [4] (0:10.93)	0:34.48 [5] (0:11.36)	0:23.12 [7] (0:11.27)	0:11.85 [6] (0:11.85)
Average Speed [km/h]	46.5	66.9	66.0	63.8	63.8	60.8
Top Speed [km/h]	65.3	67.8	67.2	64.5	65.0	64.2
Avg. Dist. to Rail [m]	5.5	0.8	0.8	0.7	2.2	5.3
Avg. Stride Freq. [Hz]	2.2	2.5	2.4	2.4	2.4	2.4
Avg. Stride Length [m]	5.9	7.5	7.6	7.4	7.4	7.1



- [ ] Ranking at each section and finish
- .-.- No data available at this section
- NA No data available



Horse/Jockey Name	Strathcona
Final Rank	2
Fastest Section Time (Section)	0:07.87 (Overall)
Top Speed [km/h] (Section)	70.2 (1000m)
Race State	Finished



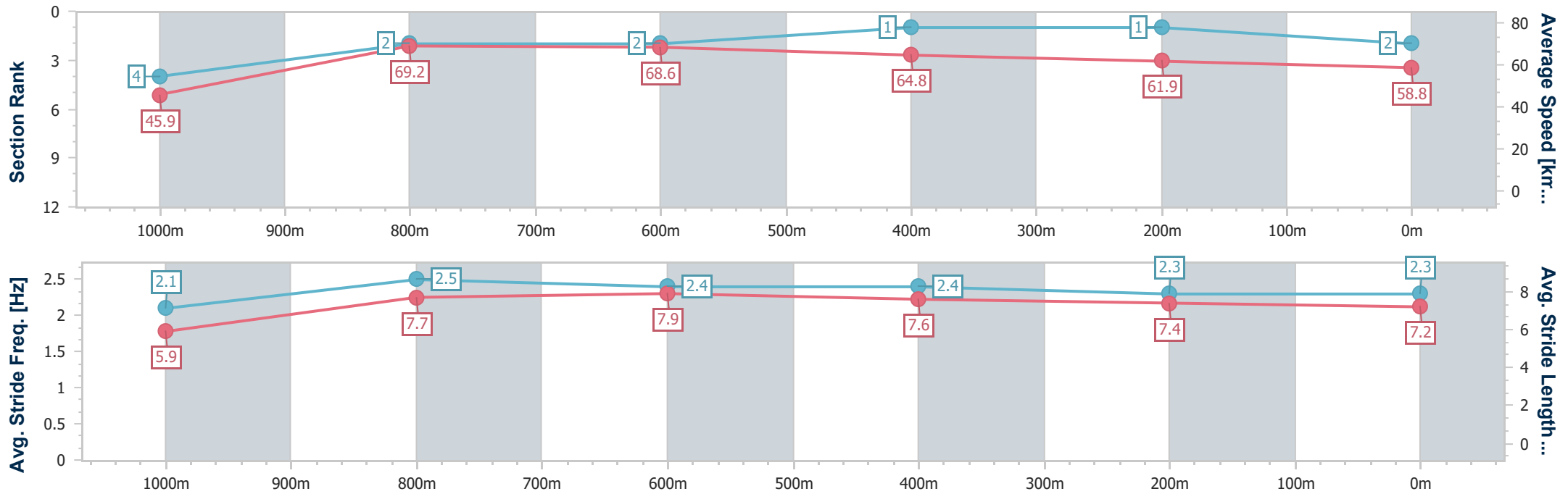
Mackay QLD Professional  
Race 6: Sheds & Garages Mackay BENCHMARK 60 Handicap - 1100m



22 December 2023 - 15:24

Track Rating: Good 4, Weather: Overcast, Rail Position: True

Section	Overall	1000m	800m	600m	400m	200m
Section Times	1:04.07 [2] (0:07.87)	0:56.20 [4] (0:10.53)	0:45.67 [2] (0:10.63)	0:35.04 [2] (0:11.17)	0:23.87 [1] (0:11.62)	0:12.25 [1] (0:12.25)
Average Speed [km/h]	45.9	69.2	68.6	64.8	61.9	58.8
Top Speed [km/h]	65.4	70.2	70.0	67.2	63.4	62.0
Avg. Dist. to Rail [m]	10.5	4.5	3.5	1.1	1.8	3.3
Avg. Stride Freq. [Hz]	2.1	2.5	2.4	2.4	2.3	2.3
Avg. Stride Length [m]	5.9	7.7	7.9	7.6	7.4	7.2



- [ ] Ranking at each section and finish
- .-.- No data available at this section
- NA No data available



Horse/Jockey Name	Flying Shamus
Final Rank	3
Fastest Section Time (Section)	0:07.93 (Overall)
Top Speed [km/h] (Section)	68.8 (800m)
Race State	Finished



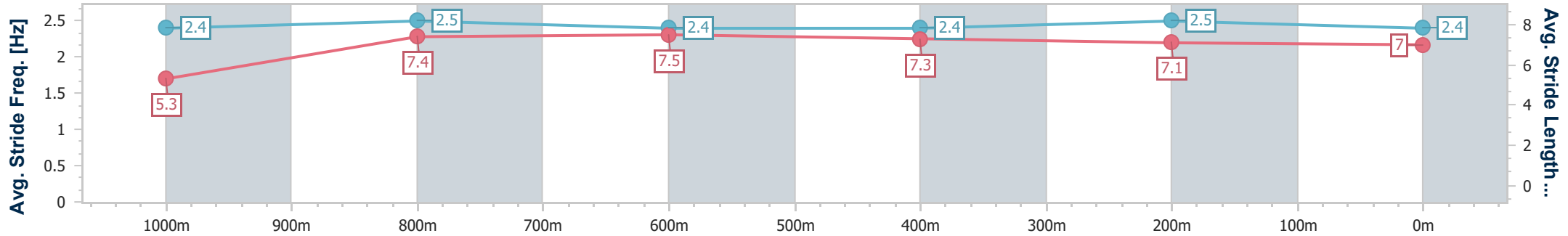
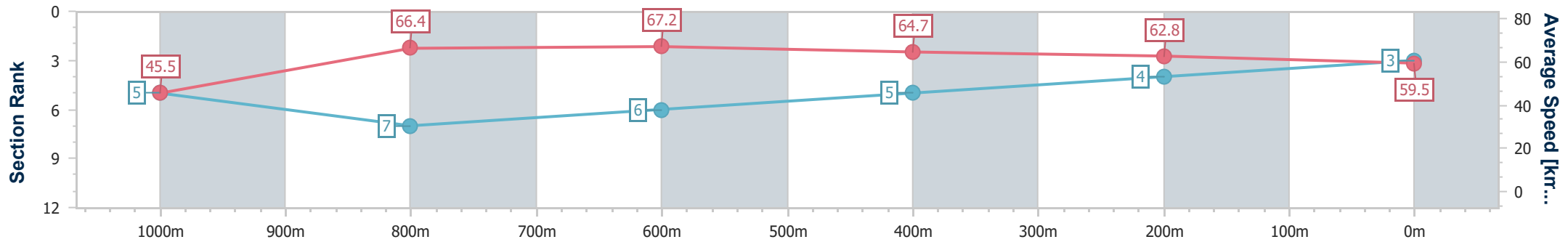
Mackay QLD Professional  
Race 6: Sheds & Garages Mackay BENCHMARK 60 Handicap - 1100m



22 December 2023 - 15:24

Track Rating: Good 4, Weather: Overcast, Rail Position: True

Section	Overall	1000m	800m	600m	400m	200m
Section Times	1:04.19 [3] (0:07.93)	0:56.26 [5] (0:10.89)	0:45.37 [7] (0:10.71)	0:34.66 [6] (0:11.07)	0:23.59 [5] (0:11.46)	0:12.13 [4]
Average Speed [km/h]	45.5	66.4	67.2	64.7	62.8	59.5
Top Speed [km/h]	63.2	67.9	68.8	65.9	64.0	63.1
Avg. Dist. to Rail [m]	2.2	1.1	0.8	1.0	2.8	5.6
Avg. Stride Freq. [Hz]	2.4	2.5	2.4	2.4	2.5	2.4
Avg. Stride Length [m]	5.3	7.4	7.5	7.3	7.1	7.0



- [ ] Ranking at each section and finish
- .-.- No data available at this section
- NA No data available



Horse/Jockey Name	Foggy Dew
Final Rank	4
Fastest Section Time (Section)	0:08.05 (Overall)
Top Speed [km/h] (Section)	68.8 (800m)
Race State	Finished



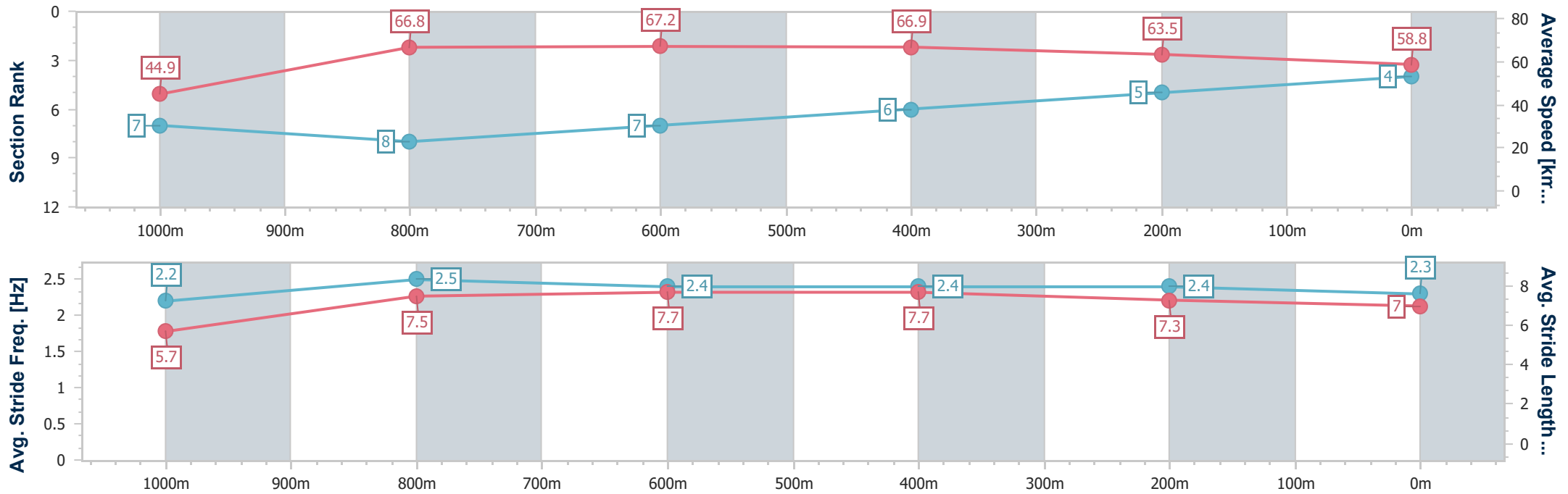
Mackay QLD Professional  
Race 6: Sheds & Garages Mackay BENCHMARK 60 Handicap - 1100m



22 December 2023 - 15:24

Track Rating: Good 4, Weather: Overcast, Rail Position: True

Section	Overall	1000m	800m	600m	400m	200m
Section Times	1:04.35 [4] (0:08.05)	0:56.30 [7] (0:10.89)	0:45.41 [8] (0:10.76)	0:34.65 [7] (0:10.94)	0:23.71 [6] (0:11.44)	0:12.27 [5] (0:12.27)
Average Speed [km/h]	44.9	66.8	67.2	66.9	63.5	58.8
Top Speed [km/h]	63.2	68.1	68.8	68.0	64.7	62.0
Avg. Dist. to Rail [m]	7.8	2.7	2.1	1.9	6.3	8.0
Avg. Stride Freq. [Hz]	2.2	2.5	2.4	2.4	2.4	2.3
Avg. Stride Length [m]	5.7	7.5	7.7	7.7	7.3	7.0



- [ ] Ranking at each section and finish
- .-.- No data available at this section
- NA No data available



Horse/Jockey Name	Acoustix
Final Rank	5
Fastest Section Time (Section)	0:07.86 (Overall)
Top Speed [km/h] (Section)	69.8 (1000m)
Race State	Finished



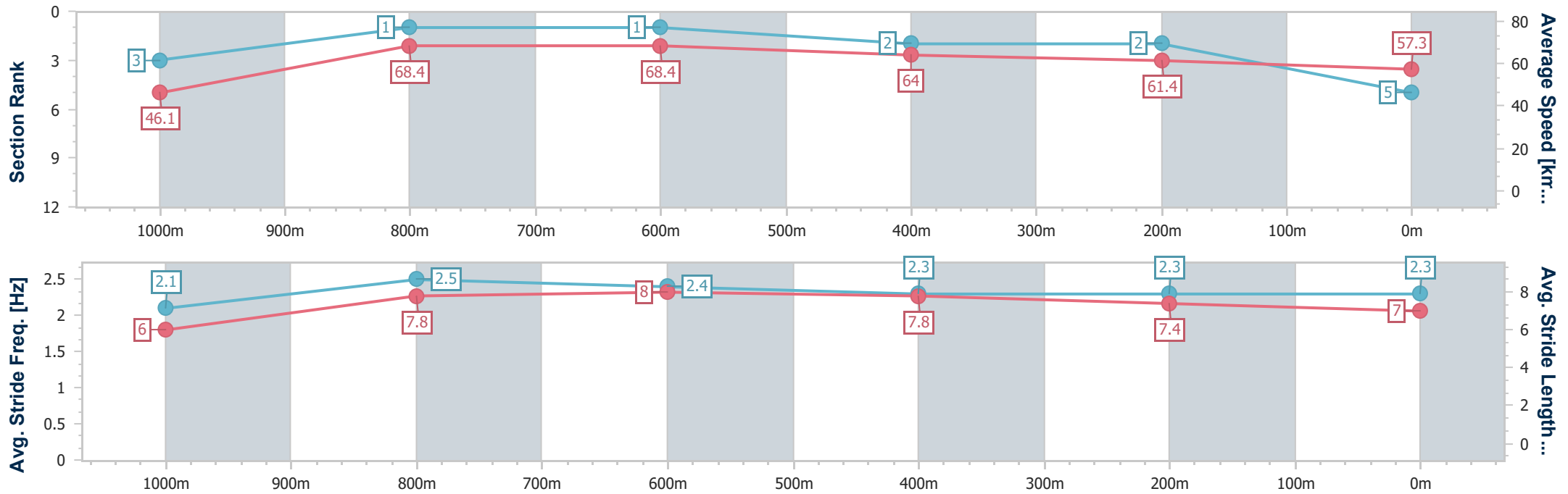
Mackay QLD Professional  
Race 6: Sheds & Garages Mackay BENCHMARK 60 Handicap - 1100m



22 December 2023 - 15:24

Track Rating: Good 4, Weather: Overcast, Rail Position: True

Section	Overall	1000m	800m	600m	400m	200m
Section Times	1:04.52 [5] (0:07.86)	0:56.66 [3] (0:10.43)	0:46.23 [1] (0:10.62)	0:35.61 [1] (0:11.33)	0:24.28 [2] (0:11.72)	0:12.56 [2] (0:12.56)
Average Speed [km/h]	46.1	68.4	68.4	64.0	61.4	57.3
Top Speed [km/h]	65.2	69.8	69.6	65.8	63.4	60.1
Avg. Dist. to Rail [m]	8.9	3.2	2.6	1.1	1.1	3.4
Avg. Stride Freq. [Hz]	2.1	2.5	2.4	2.3	2.3	2.3
Avg. Stride Length [m]	6.0	7.8	8.0	7.8	7.4	7.0



- [ ] Ranking at each section and finish
- .-.- No data available at this section
- NA No data available



Horse/Jockey Name	Prudish
Final Rank	6
Fastest Section Time (Section)	0:07.81 (Overall)
Top Speed [km/h] (Section)	69.3 (1000m)
Race State	Finished



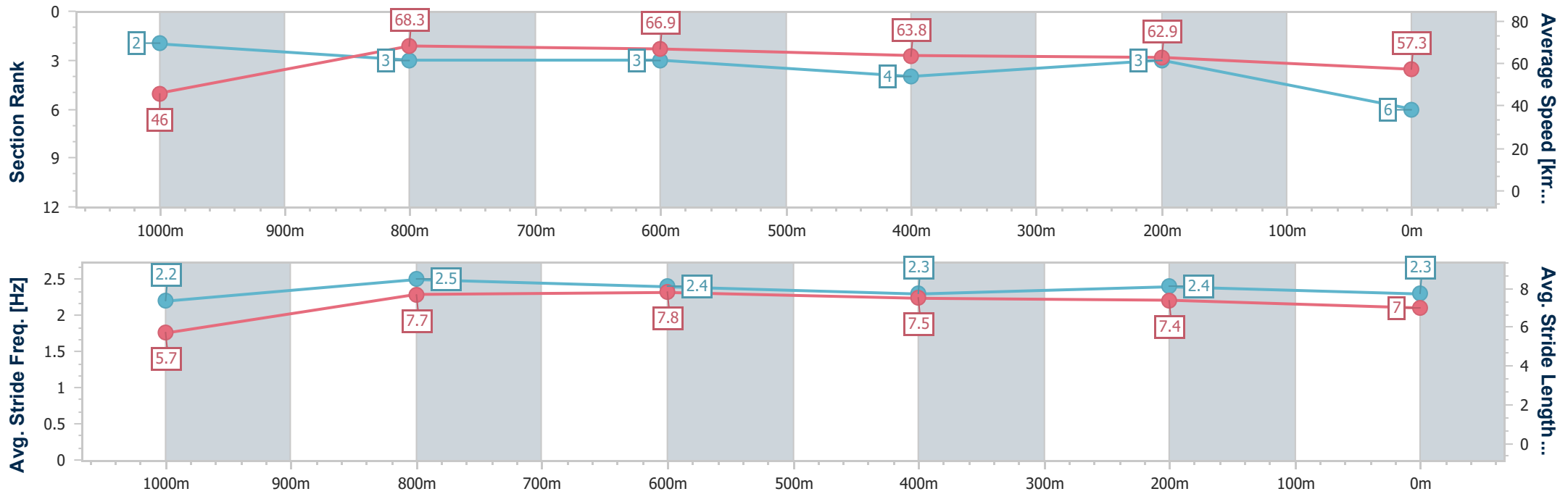
Mackay QLD Professional  
Race 6: Sheds & Garages Mackay BENCHMARK 60 Handicap - 1100m



22 December 2023 - 15:24

Track Rating: Good 4, Weather: Overcast, Rail Position: True

Section	Overall	1000m	800m	600m	400m	200m
Section Times	1:04.61 [6] (0:07.81)	0:56.80 [2] (0:10.61)	0:46.19 [3] (0:10.87)	0:35.32 [3] (0:11.31)	0:24.01 [4] (0:11.44)	0:12.57 [3] (0:12.57)
Average Speed [km/h]	46.0	68.3	66.9	63.8	62.9	57.3
Top Speed [km/h]	64.5	69.3	67.6	64.8	63.8	61.7
Avg. Dist. to Rail [m]	7.0	1.9	2.2	0.4	1.9	3.7
Avg. Stride Freq. [Hz]	2.2	2.5	2.4	2.3	2.4	2.3
Avg. Stride Length [m]	5.7	7.7	7.8	7.5	7.4	7.0



- [ ] Ranking at each section and finish
- .-.- No data available at this section
- NA No data available



Horse/Jockey Name	Hezagem
Final Rank	7
Fastest Section Time (Section)	0:08.20 (Overall)
Top Speed [km/h] (Section)	67.9 (1000m)
Race State	Finished



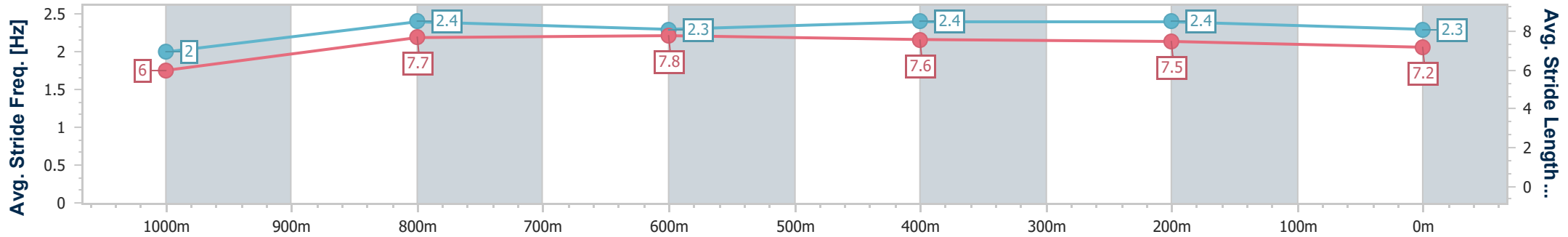
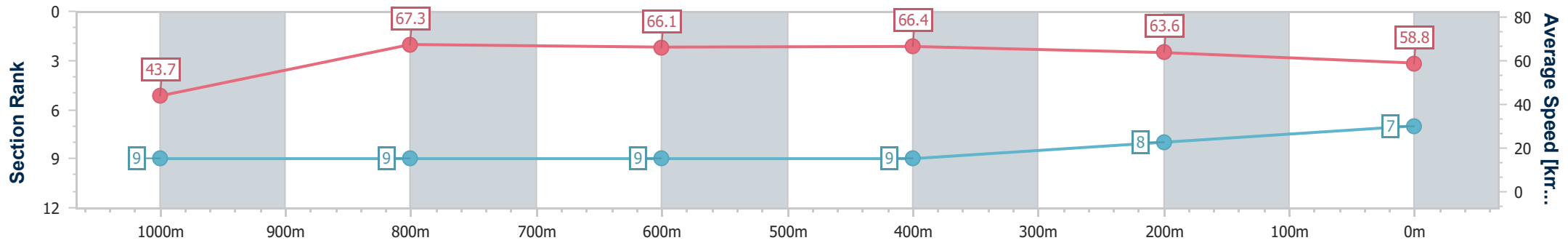
Mackay QLD Professional  
Race 6: Sheds & Garages Mackay BENCHMARK 60 Handicap - 1100m



22 December 2023 - 15:24

Track Rating: Good 4, Weather: Overcast, Rail Position: True

Section	Overall	1000m	800m	600m	400m	200m
Section Times	1:04.67 [7] (0:08.20)	0:56.47 [9] (0:10.77)	0:45.70 [9] (0:10.97)	0:34.73 [9] (0:11.08)	0:23.65 [9] (0:11.43)	0:12.22 [8] (0:12.22)
Average Speed [km/h]	43.7	67.3	66.1	66.4	63.6	58.8
Top Speed [km/h]	64.2	67.9	67.4	67.7	65.8	62.2
Avg. Dist. to Rail [m]	3.9	1.5	1.9	3.2	5.6	8.3
Avg. Stride Freq. [Hz]	2.0	2.4	2.3	2.4	2.4	2.3
Avg. Stride Length [m]	6.0	7.7	7.8	7.6	7.5	7.2



- [ ] Ranking at each section and finish
- .-.- No data available at this section
- NA No data available





Horse/Jockey Name	Queenslander
Final Rank	8
Fastest Section Time (Section)	0:08.01 (Overall)
Top Speed [km/h] (Section)	69.1 (1000m)
Race State	Finished



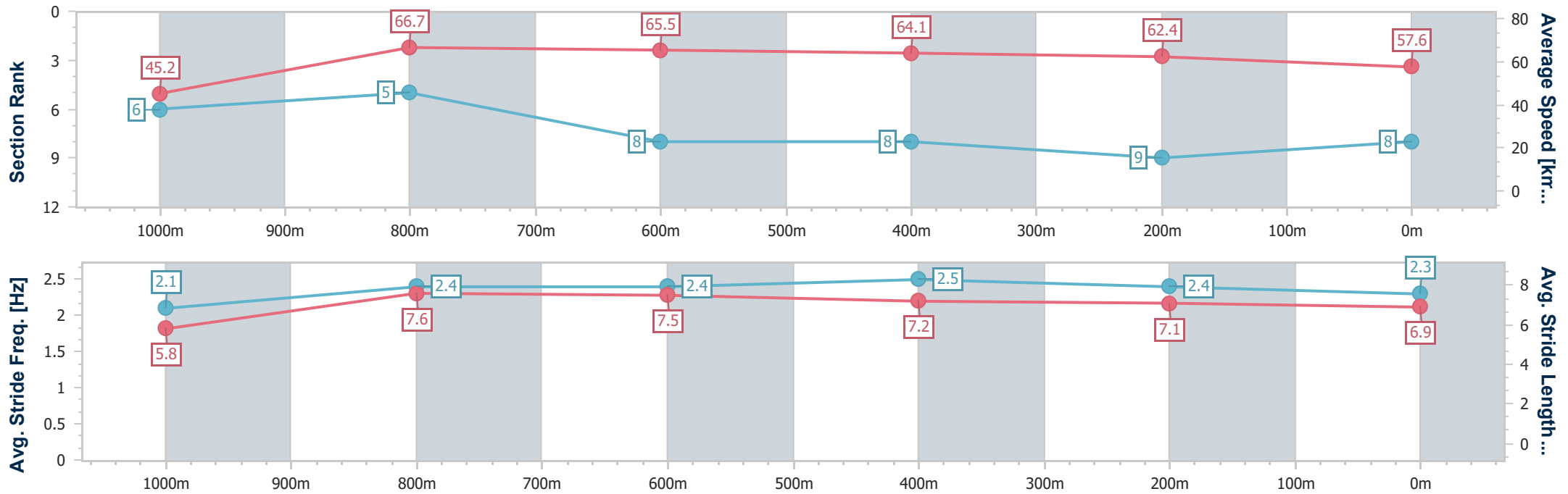
Mackay QLD Professional  
Race 6: Sheds & Garages Mackay BENCHMARK 60 Handicap - 1100m



22 December 2023 - 15:24

Track Rating: Good 4, Weather: Overcast, Rail Position: True

Section	Overall	1000m	800m	600m	400m	200m
Section Times	1:05.02 [8] (0:08.01)	0:57.01 [6] (0:10.73)	0:46.28 [5] (0:11.07)	0:35.21 [8] (0:11.20)	0:24.01 [8] (0:11.51)	0:12.50 [9] (0:12.50)
Average Speed [km/h]	45.2	66.7	65.5	64.1	62.4	57.6
Top Speed [km/h]	61.7	69.1	68.9	65.7	64.5	61.4
Avg. Dist. to Rail [m]	1.9	0.5	1.2	0.7	0.5	0.4
Avg. Stride Freq. [Hz]	2.1	2.4	2.4	2.5	2.4	2.3
Avg. Stride Length [m]	5.8	7.6	7.5	7.2	7.1	6.9



- [ ] Ranking at each section and finish
- .-.- No data available at this section
- NA No data available



Horse/Jockey Name	Cinderella Man
Final Rank	9
Fastest Section Time (Section)	0:08.14 (Overall)
Top Speed [km/h] (Section)	69.6 (1000m)
Race State	Finished



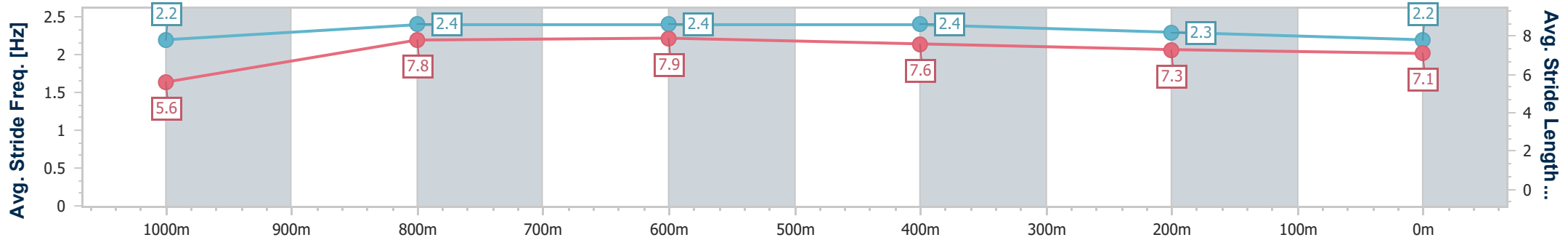
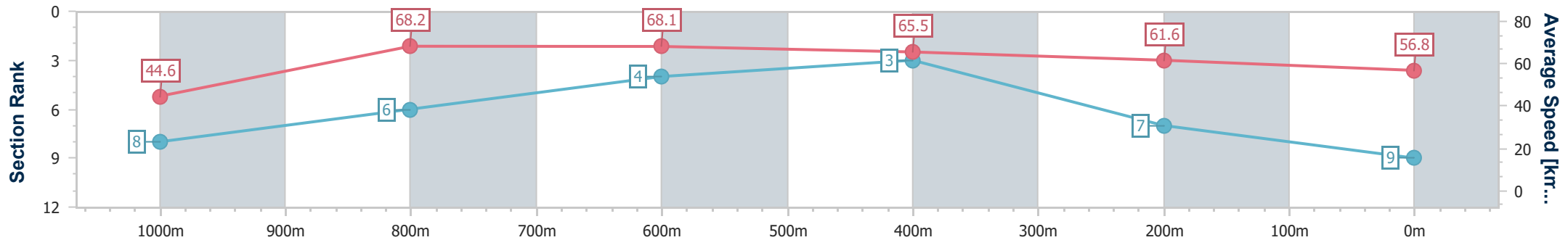
Mackay QLD Professional  
Race 6: Sheds & Garages Mackay BENCHMARK 60 Handicap - 1100m



22 December 2023 - 15:24

Track Rating: Good 4, Weather: Overcast, Rail Position: True

Section	Overall	1000m	800m	600m	400m	200m
Section Times	1:05.06 [9] (0:08.14)	0:56.92 [8] (0:10.63)	0:46.29 [6] (0:10.60)	0:35.69 [4] (0:11.20)	0:24.49 [3] (0:11.77)	0:12.72 [7] (0:12.72)
Average Speed [km/h]	44.6	68.2	68.1	65.5	61.6	56.8
Top Speed [km/h]	64.9	69.6	68.9	67.1	63.6	59.6
Avg. Dist. to Rail [m]	5.0	2.1	2.3	2.3	5.5	6.6
Avg. Stride Freq. [Hz]	2.2	2.4	2.4	2.4	2.3	2.2
Avg. Stride Length [m]	5.6	7.8	7.9	7.6	7.3	7.1



- [ ] Ranking at each section and finish
- .-.- No data available at this section
- NA No data available



Horse/Jockey Name	Gracious Garcon
Final Rank	10
Fastest Section Time (Section)	0:08.22 (Overall)
Top Speed [km/h] (Section)	66.8 (800m)
Race State	Finished



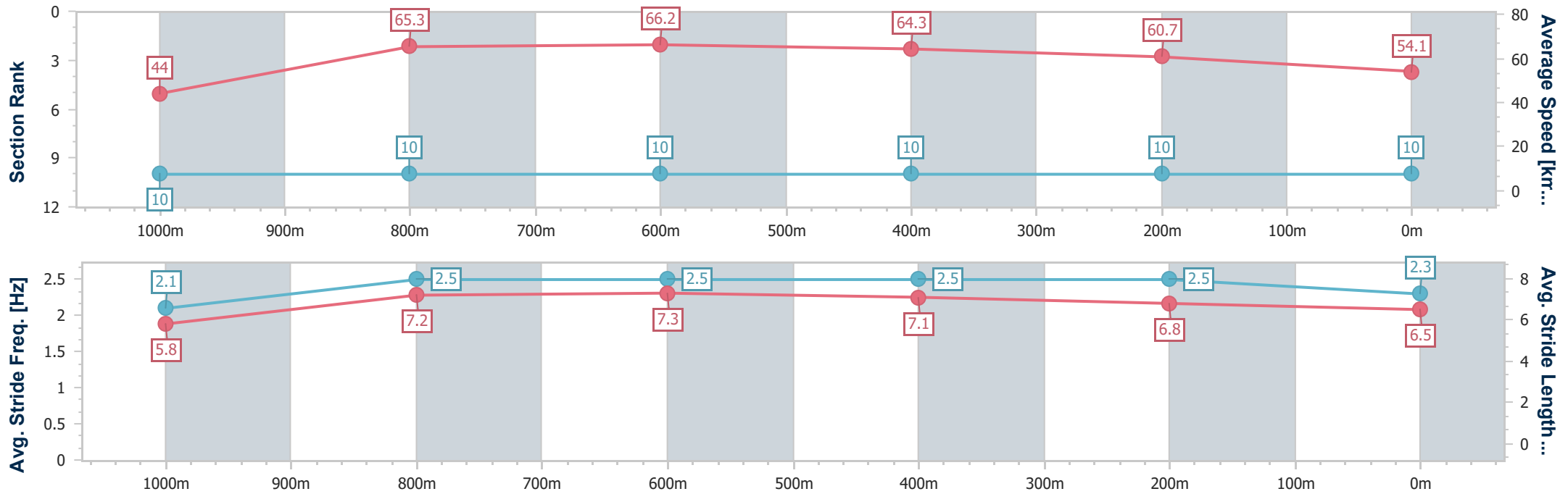
Mackay QLD Professional  
Race 6: Sheds & Garages Mackay BENCHMARK 60 Handicap - 1100m



22 December 2023 - 15:24

Track Rating: Good 4, Weather: Overcast, Rail Position: True

Section	Overall	1000m	800m	600m	400m	200m
Section Times	1:06.54 [10] (0:08.22)	0:58.32 [10] (0:11.04)	0:47.28 [10] (0:10.97)	0:36.31 [10] (0:11.14)	0:25.17 [10] (0:11.86)	0:13.31 [10] (0:13.31)
Average Speed [km/h]	44.0	65.3	66.2	64.3	60.7	54.1
Top Speed [km/h]	60.9	66.3	66.8	65.3	63.9	60.7
Avg. Dist. to Rail [m]	1.8	0.6	2.3	0.7	1.9	1.8
Avg. Stride Freq. [Hz]	2.1	2.5	2.5	2.5	2.5	2.3
Avg. Stride Length [m]	5.8	7.2	7.3	7.1	6.8	6.5



- [ ] Ranking at each section and finish
- .-.- No data available at this section
- NA No data available