

Track Rating: Good 4, Weather: Overcast, Rail Position: True

Section											Last 600m		
Field Times											0:35.14		
				Overall	1200m	1000m	800m	600m	400m				
				1:15.93 (0:07.75)	1:08.18 (0:11.06)	0:57.12 (0:10.93)	0:46.19 (0:11.05)	0:35.14 (0:11.45)	0:23.69 (0:11.63)				
Rank	TAB	Horse/Jockey	Barrier	Top Speed [km/h]	Fastest Section							Distance Travelled [m]	
1	9	REAL KEY Warwick Satherley	2	65.7 1200m	0:07.85 Overall	1:15.93 [1] (0:07.85)	1:08.08 [5] (0:11.20)	0:56.88 [3] (0:11.08)	0:45.80 [4] (0:11.21)	0:34.59 [3] (0:11.31)	0:23.28 [3] (0:11.36)	0:34.59	
2	5	ANTAGONISER Raul Silvera Olivera	10	67.1 1000m	0:07.82 Overall	1:15.97 [2] (0:07.82)	1:08.15 [3] (0:11.05)	0:57.10 [2] (0:10.94)	0:46.16 [2] (0:11.11)	0:35.05 [2] (0:11.44)	0:23.61 [2] (0:11.59)	0:35.05	+5
3	13	AIDENABET Jackson Murphy	5	67.5 1200m	0:08.18 Overall	1:16.11 [3] (0:08.18)	1:07.93 [10] (0:11.12)	0:56.81 [6] (0:11.01)	0:45.80 [5] (0:11.29)	0:34.51 [5] (0:11.21)	0:23.30 [4] (0:11.29)	0:34.51	-1
4	10	TYCOON BABY Tahlia Fenlon	3	67.3 1200m	0:07.75 Overall	1:16.12 [4] (0:07.75)	1:08.37 [1] (0:11.06)	0:57.31 [1] (0:10.93)	0:46.38 [1] (0:11.05)	0:35.33 [1] (0:11.45)	0:23.88 [1] (0:11.63)	0:35.33	+3
5	11	SABOR Justin Huxtable	11	65.9 800m	0:08.05 Overall	1:16.40 [5] (0:08.05)	1:08.35 [8] (0:11.52)	0:56.83 [10] (0:11.22)	0:45.61 [11] (0:11.22)	0:34.39 [11] (0:11.34)	0:23.05 [9] (0:11.43)	0:34.39	+10
6	7	KOTABHARU Les Tilley	14	68.2 1200m	0:07.94 Overall	1:16.56 [6] (0:07.94)	1:08.62 [6] (0:11.42)	0:57.20 [7] (0:11.06)	0:46.14 [7] (0:11.20)	0:34.94 [6] (0:11.34)	0:23.60 [6] (0:11.50)	0:34.94	+11
7	1	WISE DRAGON Adrian Layt	9	65.4 1000m	0:08.10 Overall	1:16.68 [7] (0:08.10)	1:08.58 [9] (0:11.49)	0:57.09 [11] (0:11.14)	0:45.95 [10] (0:11.23)	0:34.72 [9] (0:11.54)	0:23.18 [11] (0:11.38)	0:34.72	+4
8	4	SOLE HEIR McKenzie Apel	13	66.6 1200m	0:07.81 Overall	1:16.80 [8] (0:07.81)	1:08.99 [2] (0:11.30)	0:57.69 [4] (0:10.99)	0:46.70 [3] (0:11.24)	0:35.46 [4] (0:11.58)	0:23.88 [5] (0:11.59)	0:35.46	+7
9	14	MCNAIR Chris Whiteley	12	66.1 1200m	0:07.85 Overall	1:16.92 [9] (0:07.85)	1:09.07 [4] (0:11.28)	0:57.79 [5] (0:11.19)	0:46.60 [6] (0:11.33)	0:35.27 [7] (0:11.46)	0:23.81 [7] (0:11.46)	0:35.27	+1
10	6	GOLDEN ATHENA Nikki Olzard	4	66.1 1000m	0:08.19 Overall	1:17.10 [10] (0:08.19)	1:08.91 [11] (0:11.29)	0:57.62 [9] (0:11.02)	0:46.60 [8] (0:11.28)	0:35.32 [8] (0:11.35)	0:23.97 [8] (0:11.50)	0:35.32	+3

Scratched: Letmeletgo (#2), Acoustix (#8), Janean (#3)



Mackay QLD Professional
Race 9: Ladbroke Communities BENCHMARK 70 Handicap - 1300m
22 December 2023 - 17:19



MACKAY TURF CLUB
 Ooralea Racecourse

Track Rating: Good 4, Weather: Overcast, Rail Position: True

Section		Overall	1200m	1000m	800m	600m	400m	Last 600m				
Field Times		1:15.93 (0:07.75)	1:08.18 (0:11.06)	0:57.12 (0:10.93)	0:46.19 (0:11.05)	0:35.14 (0:11.45)	0:23.69 (0:11.63)	0:35.14				
Rank	TAB Horse/Jockey	Barrier	Top Speed [km/h]	Fastest Section	Distance Travelled [m]							
11	12 PANKHURST	7	65.6	0:08.01	1:18.00 [11]	1:09.99 [7]	0:58.62 [8]	0:47.34 [9]	0:36.00 [10]	0:24.51 [10]	0:36.00	+3
	Olivia Kendal		1200m	Overall	(0:08.01)	(0:11.37)	(0:11.28)	(0:11.34)	(0:11.49)	(0:11.69)		

Scratched: Letmeletgo (#2), Acoustix (#8), Janean (#3)

[] Ranking at each section and finish
 -:-:- No data available at this section
 NA No data available

SCN Saddle cloth number
 DNF Did not finish
 DNT Did not track



Mackay QLD Professional

Race 9: Ladbroke Communities BENCHMARK 70 Handicap - 1300m

22 December 2023 - 17:19



MACKAY TURF CLUB
Ooralea Racecourse

Track Rating: Good 4, Weather: Overcast, Rail Position: True

Section							200m			Last 600m
Field Times							0:12.06			0:35.14
Rank	TAB	Horse/Jockey	Barrier	Top Speed [km/h]	Fastest Section	Margin				Distance Travelled [m]
1	9	REAL KEY Warwick Satherley	2	65.7 1200m	0:07.85 Overall	0:11.92 [3] (0:11.92)	1:15.93		0:34.59	
2	5	ANTAGONISER Raul Silvera Olivera	10	67.1 1000m	0:07.82 Overall	0:12.02 [2] (0:12.02)	0.2L		0:35.05	+5
3	13	AIDENABET Jackson Murphy	5	67.5 1200m	0:08.18 Overall	0:12.01 [4] (0:12.01)	1L		0:34.51	-1
4	10	TYCOON BABY Tahlia Fenlon	3	67.3 1200m	0:07.75 Overall	0:12.25 [1] (0:12.25)	1.1L		0:35.33	+3
5	11	SABOR Justin Huxtable	11	65.9 800m	0:08.05 Overall	0:11.62 [9] (0:11.62)	2.6L		0:34.39	+10
6	7	KOTABHARU Les Tilley	14	68.2 1200m	0:07.94 Overall	0:12.10 [5] (0:12.10)	3.4L		0:34.94	+11
7	1	WISE DRAGON Adrian Layt	9	65.4 1000m	0:08.10 Overall	0:11.80 [10] (0:11.80)	3.9L		0:34.72	+4
8	4	SOLE HEIR McKenzie Apel	13	66.6 1200m	0:07.81 Overall	0:12.29 [6] (0:12.29)	4.4L		0:35.46	+7
9	14	MCNAIR Chris Whiteley	12	66.1 1200m	0:07.85 Overall	0:12.35 [7] (0:12.35)	4.9L		0:35.27	+1
10	6	GOLDEN ATHENA Nikki Olzard	4	66.1 1000m	0:08.19 Overall	0:12.47 [8] (0:12.47)	5.9L		0:35.32	+3

Scratched: Letmeletgo (#2), Acoustix (#8), Janean (#3)

Report Created: Fri 22 December 2023 17:41 GMT (Note: Timing is based on position data)

Page 3/15

[] Ranking at each section and finish
-:--:-- No data available at this section
NA No data available

SCN Saddle cloth number
DNF Did not finish
DNT Did not track

data processed by TRIPLESDATA



Mackay QLD Professional

Race 9: Ladbroke Communities BENCHMARK 70 Handicap - 1300m

22 December 2023 - 17:19



MACKAY TURF CLUB
Ooralea Racecourse

Track Rating: Good 4, Weather: Overcast, Rail Position: True

Section				200m				Last 600m	
Field Times				0:12.06 (0:12.06)				0:35.14	
Rank	TAB	Horse/Jockey	Barrier	Top Speed [km/h]	Fastest Section	Margin		Distance Travelled [m]	
11	12	PANKHURST	7	65.6	0:08.01	0:12.82 [11]	11.2L		
		Olivia Kendal		1200m	Overall	(0:12.82)		0:36.00	+3

Scratched: Letmeletgo (#2), Acoustix (#8), Janean (#3)

[] Ranking at each section and finish
 -:-:-:- No data available at this section
 NA No data available

SCN Saddle cloth number
 DNF Did not finish
 DNT Did not track



Horse/Jockey Name	Real Key
Final Rank	1
Fastest Section Time (Section)	0:07.85 (Overall)
Top Speed [km/h] (Section)	65.7 (1200m)
Race State	Finished



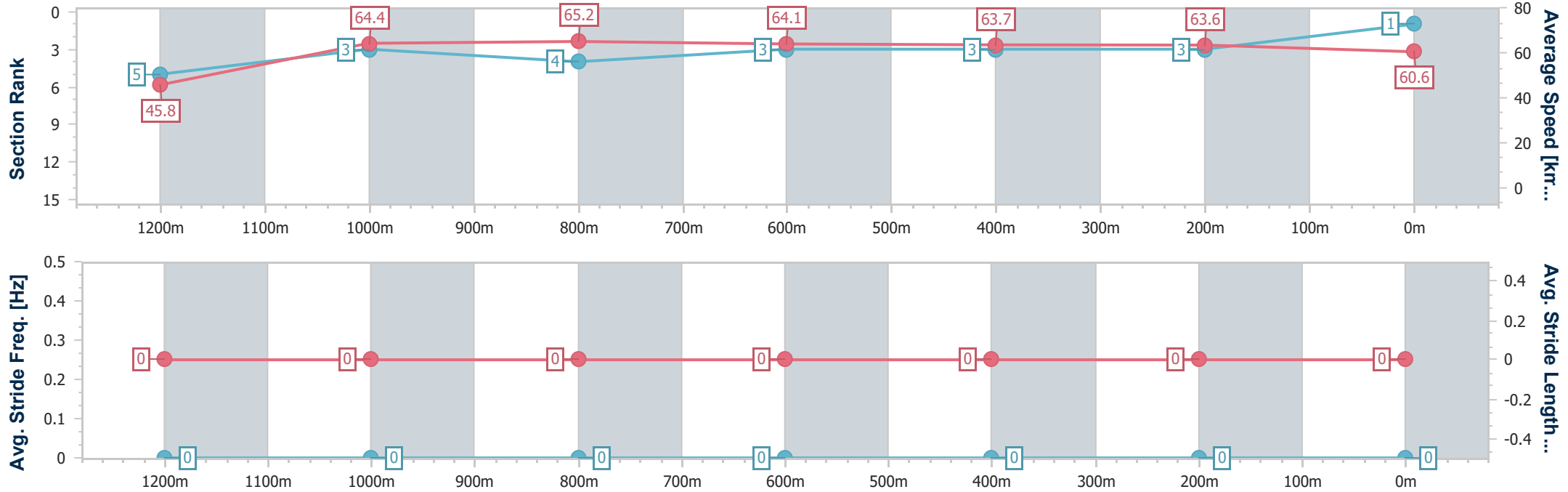
Mackay QLD Professional
Race 9: Ladbroke Communities BENCHMARK 70 Handicap - 1300m



22 December 2023 - 17:19

Track Rating: Good 4, Weather: Overcast, Rail Position: True

Section	Overall	1200m	1000m	800m	600m	400m	200m
Section Times	1:15.93 [1] (0:07.85)	1:08.08 [5] (0:11.20)	0:56.88 [3] (0:11.08)	0:45.80 [4] (0:11.21)	0:34.59 [3] (0:11.31)	0:23.28 [3] (0:11.36)	0:11.92 [3] (0:11.92)
Average Speed [km/h]	45.8	64.4	65.2	64.1	63.7	63.6	60.6
Top Speed [km/h]	61.4	65.7	65.7	64.9	64.8	64.1	62.6
Avg. Dist. to Rail [m]	5.4	1.1	0.4	0.2	0.6	2.5	2.3
Avg. Stride Freq. [Hz]	---	---	---	---	---	---	---
Avg. Stride Length [m]	---	---	---	---	---	---	---



- [] Ranking at each section and finish
- No data available at this section
- NA No data available



Horse/Jockey Name	Antagoniser
Final Rank	2
Fastest Section Time (Section)	0:07.82 (Overall)
Top Speed [km/h] (Section)	67.1 (1000m)
Race State	Finished



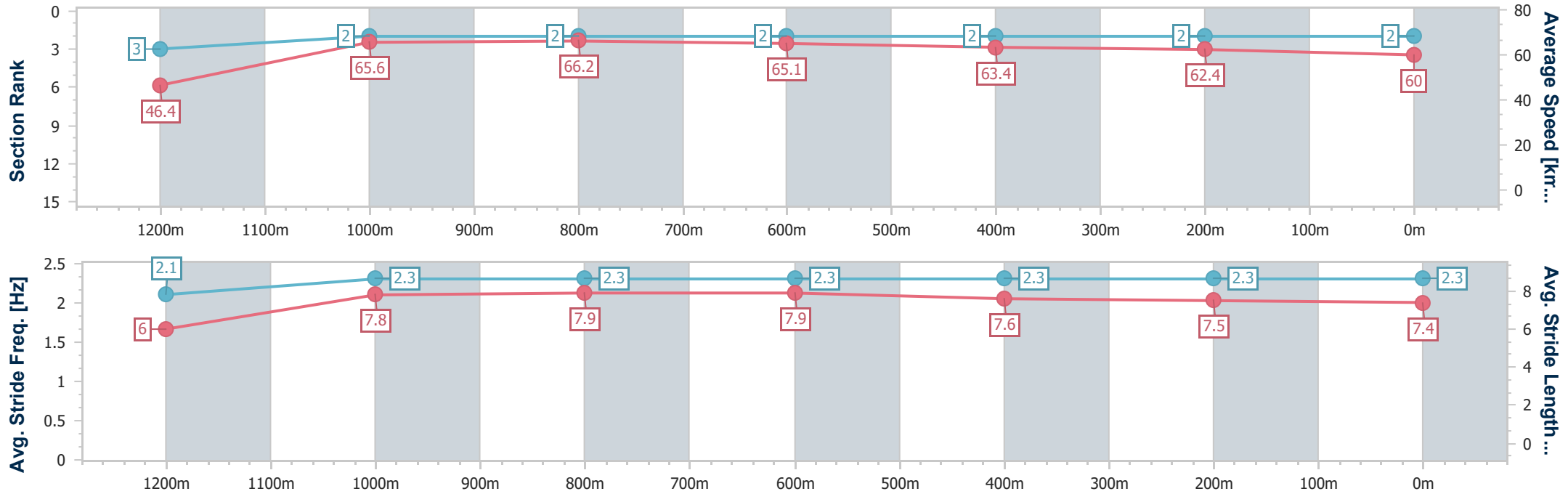
Mackay QLD Professional
Race 9: Ladbroke Communities BENCHMARK 70 Handicap - 1300m



22 December 2023 - 17:19

Track Rating: Good 4, Weather: Overcast, Rail Position: True

Section	Overall	1200m	1000m	800m	600m	400m	200m
Section Times	1:15.97 [2] (0:07.82)	1:08.15 [3] (0:11.05)	0:57.10 [2] (0:10.94)	0:46.16 [2] (0:11.11)	0:35.05 [2] (0:11.44)	0:23.61 [2] (0:11.59)	0:12.02 [2] (0:12.02)
Average Speed [km/h]	46.4	65.6	66.2	65.1	63.4	62.4	60.0
Top Speed [km/h]	61.6	67.0	67.1	65.7	65.5	63.4	62.0
Avg. Dist. to Rail [m]	10.7	3.7	1.9	2.0	1.4	2.9	3.2
Avg. Stride Freq. [Hz]	2.1	2.3	2.3	2.3	2.3	2.3	2.3
Avg. Stride Length [m]	6.0	7.8	7.9	7.9	7.6	7.5	7.4



- [] Ranking at each section and finish
- .-.- No data available at this section
- NA No data available



Horse/Jockey Name	Aidenabet
Final Rank	3
Fastest Section Time (Section)	0:08.18 (Overall)
Top Speed [km/h] (Section)	67.5 (1200m)
Race State	Finished



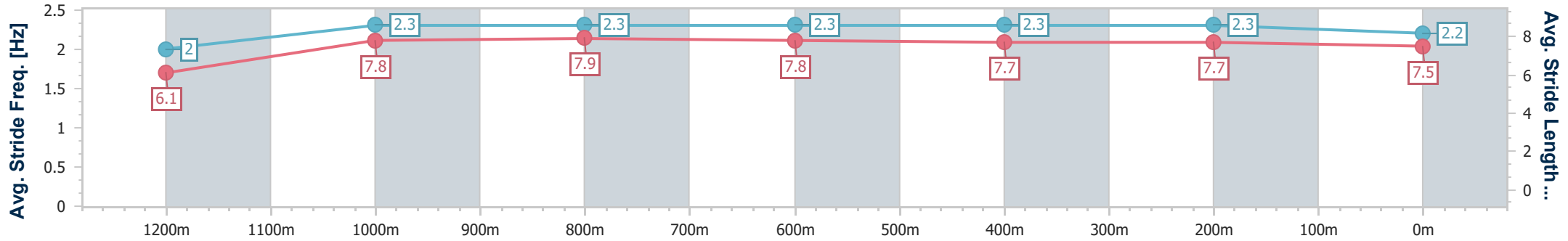
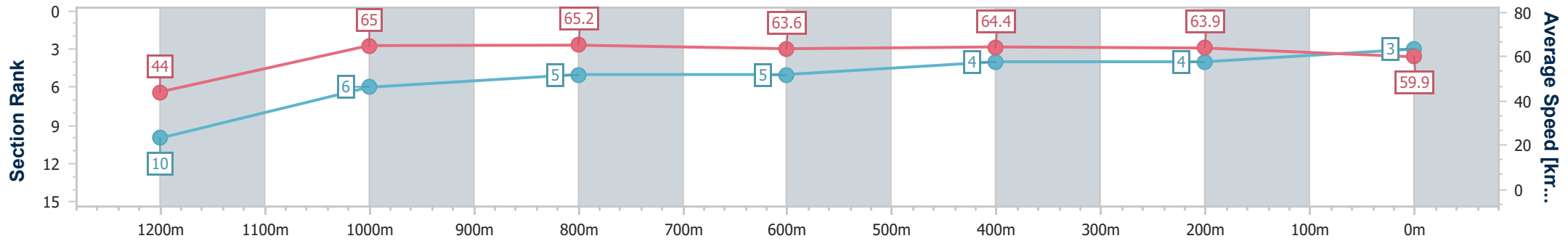
Mackay QLD Professional
Race 9: Ladbroke Communities BENCHMARK 70 Handicap - 1300m



22 December 2023 - 17:19

Track Rating: Good 4, Weather: Overcast, Rail Position: True

Section	Overall	1200m	1000m	800m	600m	400m	200m
Section Times	1:16.11 [3] (0:08.18)	1:07.93 [10] (0:11.12)	0:56.81 [6] (0:11.01)	0:45.80 [5] (0:11.29)	0:34.51 [5] (0:11.21)	0:23.30 [4] (0:11.29)	0:12.01 [4] (0:12.01)
Average Speed [km/h]	44.0	65.0	65.2	63.6	64.4	63.9	59.9
Top Speed [km/h]	61.8	67.5	66.6	64.5	65.5	65.0	62.4
Avg. Dist. to Rail [m]	7.0	1.1	0.2	0.3	0.5	2.7	4.5
Avg. Stride Freq. [Hz]	2.0	2.3	2.3	2.3	2.3	2.3	2.2
Avg. Stride Length [m]	6.1	7.8	7.9	7.8	7.7	7.7	7.5



- [] Ranking at each section and finish
- .-.- No data available at this section
- NA No data available



Horse/Jockey Name	Tycoon Baby
Final Rank	4
Fastest Section Time (Section)	0:07.75 (Overall)
Top Speed [km/h] (Section)	67.3 (1200m)
Race State	Finished



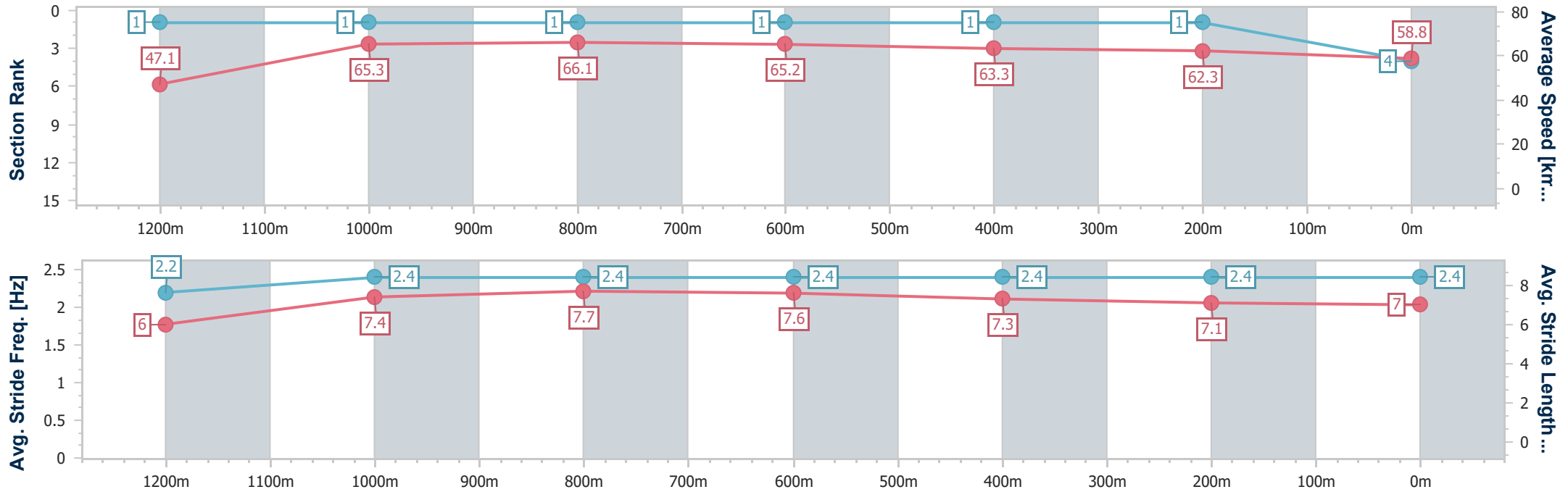
Mackay QLD Professional
Race 9: Ladbroke Communities BENCHMARK 70 Handicap - 1300m



22 December 2023 - 17:19

Track Rating: Good 4, Weather: Overcast, Rail Position: True

Section	Overall	1200m	1000m	800m	600m	400m	200m
Section Times	1:16.12 [4] (0:07.75)	1:08.37 [1] (0:11.06)	0:57.31 [1] (0:10.93)	0:46.38 [1] (0:11.05)	0:35.33 [1] (0:11.45)	0:23.88 [1] (0:11.63)	0:12.25 [1] (0:12.25)
Average Speed [km/h]	47.1	65.3	66.1	65.2	63.3	62.3	58.8
Top Speed [km/h]	60.9	67.3	67.0	66.9	65.3	64.2	62.0
Avg. Dist. to Rail [m]	7.2	2.6	1.0	1.1	1.0	2.2	1.8
Avg. Stride Freq. [Hz]	2.2	2.4	2.4	2.4	2.4	2.4	2.4
Avg. Stride Length [m]	6.0	7.4	7.7	7.6	7.3	7.1	7.0



- [] Ranking at each section and finish
- .-.-.- No data available at this section
- NA No data available



Horse/Jockey Name	Sabor
Final Rank	5
Fastest Section Time (Section)	0:08.05 (Overall)
Top Speed [km/h] (Section)	65.9 (800m)
Race State	Finished



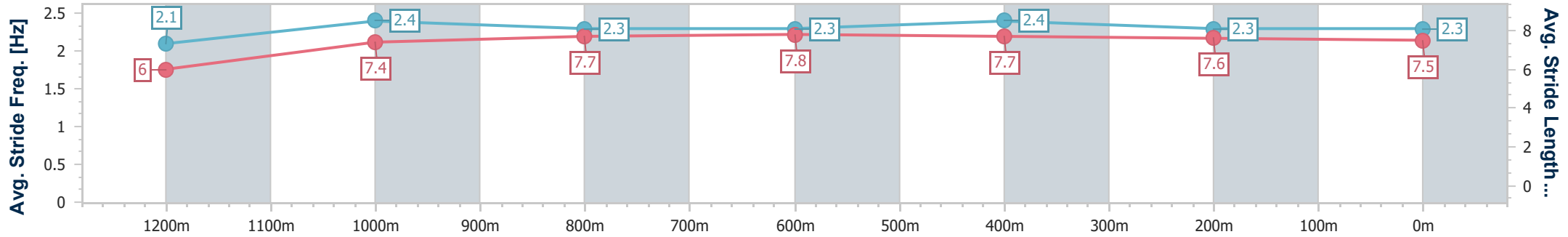
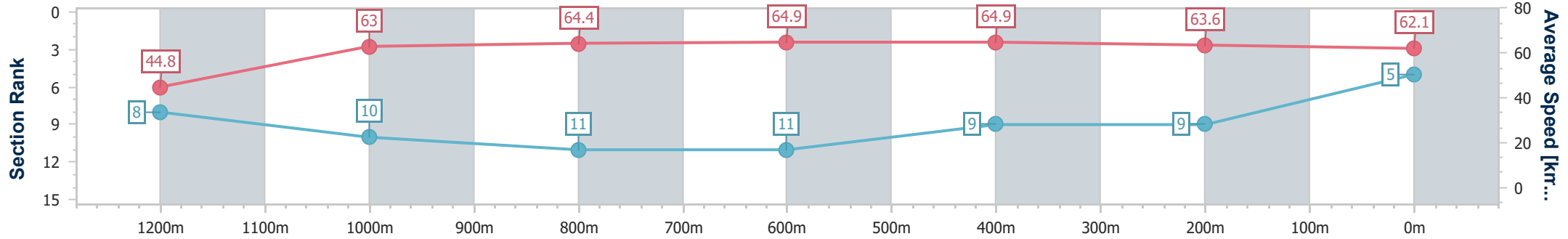
Mackay QLD Professional
Race 9: Ladbroke Communities BENCHMARK 70 Handicap - 1300m



22 December 2023 - 17:19

Track Rating: Good 4, Weather: Overcast, Rail Position: True

Section	Overall	1200m	1000m	800m	600m	400m	200m
Section Times	1:16.40 [5] (0:08.05)	1:08.35 [8] (0:11.52)	0:56.83 [10] (0:11.22)	0:45.61 [11] (0:11.22)	0:34.39 [11] (0:11.34)	0:23.05 [9] (0:11.43)	0:11.62 [9] (0:11.62)
Average Speed [km/h]	44.8	63.0	64.4	64.9	64.9	63.6	62.1
Top Speed [km/h]	58.5	65.8	65.7	65.9	65.6	64.6	64.0
Avg. Dist. to Rail [m]	11.1	3.4	2.4	2.5	2.8	7.5	9.4
Avg. Stride Freq. [Hz]	2.1	2.4	2.3	2.3	2.4	2.3	2.3
Avg. Stride Length [m]	6.0	7.4	7.7	7.8	7.7	7.6	7.5



- [] Ranking at each section and finish
- .-.- No data available at this section
- NA No data available



Horse/Jockey Name	Kotabharu
Final Rank	6
Fastest Section Time (Section)	0:07.94 (Overall)
Top Speed [km/h] (Section)	68.2 (1200m)
Race State	Finished



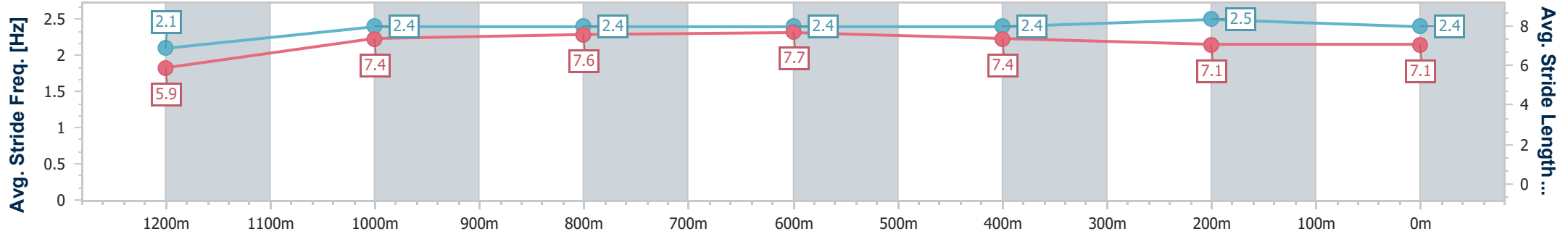
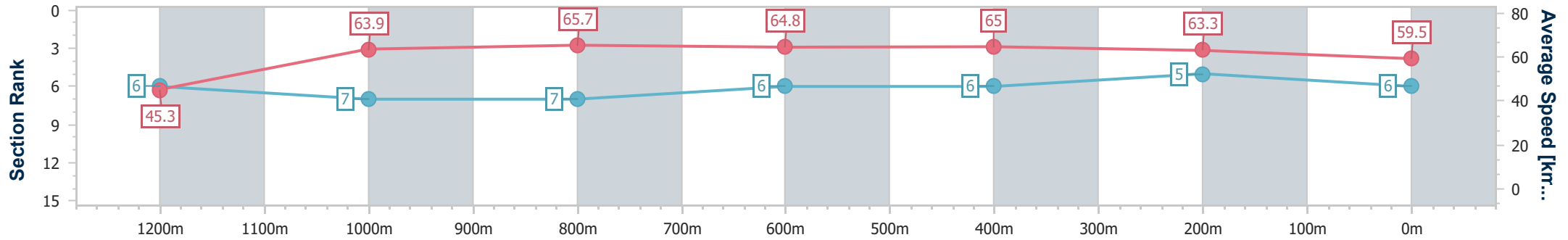
Mackay QLD Professional
Race 9: Ladbroke Communities BENCHMARK 70 Handicap - 1300m



22 December 2023 - 17:19

Track Rating: Good 4, Weather: Overcast, Rail Position: True

Section	Overall	1200m	1000m	800m	600m	400m	200m
Section Times	1:16.56 [6] (0:07.94)	1:08.62 [6] (0:11.42)	0:57.20 [7] (0:11.06)	0:46.14 [7] (0:11.20)	0:34.94 [6] (0:11.34)	0:23.60 [6] (0:11.50)	0:12.10 [5] (0:12.10)
Average Speed [km/h]	45.3	63.9	65.7	64.8	65.0	63.3	59.5
Top Speed [km/h]	57.8	68.2	68.2	66.1	67.3	64.3	62.0
Avg. Dist. to Rail [m]	14.7	7.2	3.5	3.2	2.9	5.6	5.0
Avg. Stride Freq. [Hz]	2.1	2.4	2.4	2.4	2.4	2.5	2.4
Avg. Stride Length [m]	5.9	7.4	7.6	7.7	7.4	7.1	7.1



- [] Ranking at each section and finish
- .-.- No data available at this section
- NA No data available



Horse/Jockey Name	Wise Dragon
Final Rank	7
Fastest Section Time (Section)	0:08.10 (Overall)
Top Speed [km/h] (Section)	65.4 (1000m)
Race State	Finished



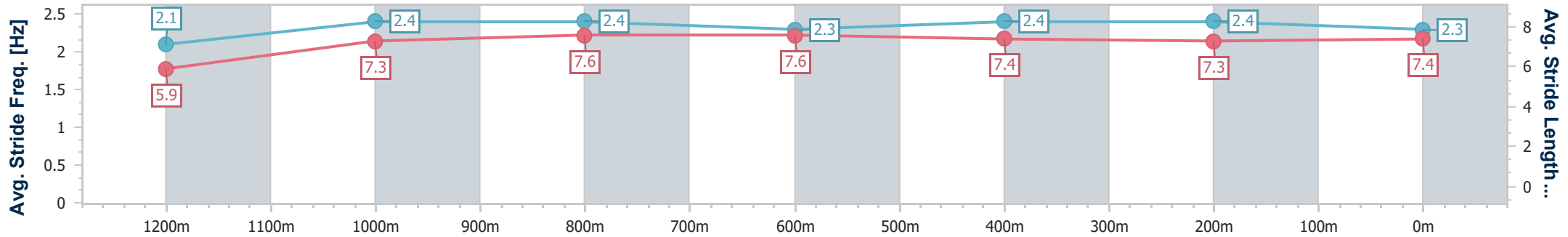
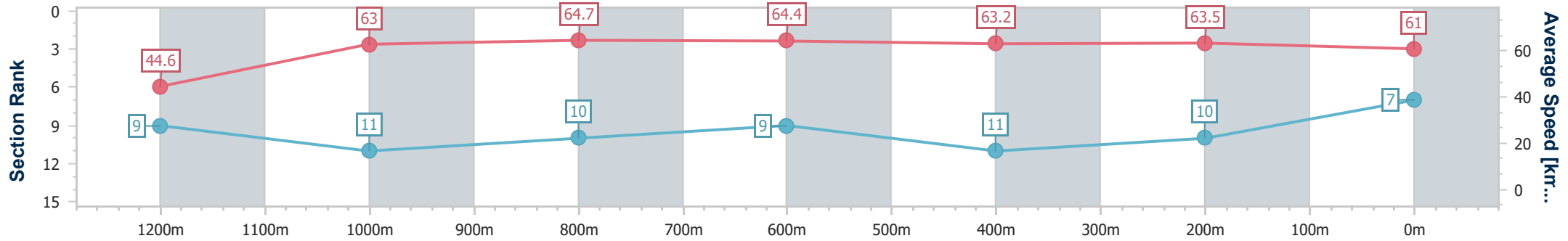
Mackay QLD Professional
Race 9: Ladbroke Communities BENCHMARK 70 Handicap - 1300m



22 December 2023 - 17:19

Track Rating: Good 4, Weather: Overcast, Rail Position: True

Section	Overall	1200m	1000m	800m	600m	400m	200m
Section Times	1:16.68 [7] (0:08.10)	1:08.58 [9] (0:11.49)	0:57.09 [11] (0:11.14)	0:45.95 [10] (0:11.23)	0:34.72 [9] (0:11.54)	0:23.18 [11] (0:11.38)	0:11.80 [10] (0:11.80)
Average Speed [km/h]	44.6	63.0	64.7	64.4	63.2	63.5	61.0
Top Speed [km/h]	59.3	64.4	65.4	65.2	64.1	65.0	63.7
Avg. Dist. to Rail [m]	9.8	2.9	1.6	1.2	1.4	3.2	4.2
Avg. Stride Freq. [Hz]	2.1	2.4	2.4	2.3	2.4	2.4	2.3
Avg. Stride Length [m]	5.9	7.3	7.6	7.6	7.4	7.3	7.4



- [] Ranking at each section and finish
- .-.- No data available at this section
- NA No data available



Horse/Jockey Name	Sole Heir
Final Rank	8
Fastest Section Time (Section)	0:07.81 (Overall)
Top Speed [km/h] (Section)	66.6 (1200m)
Race State	Finished



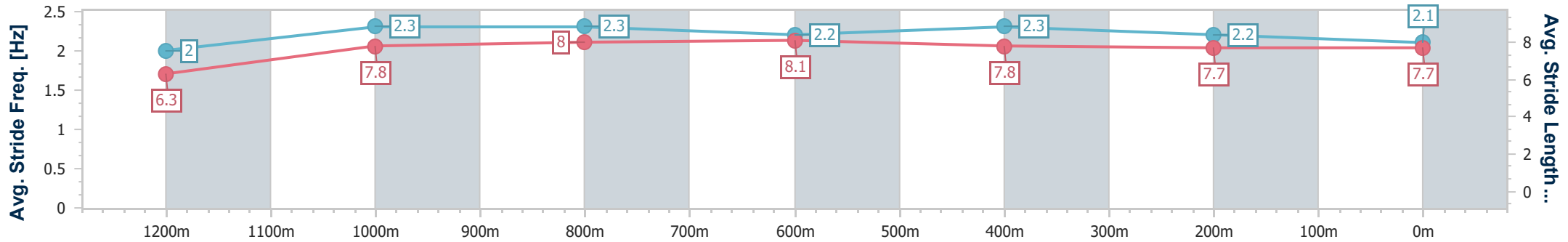
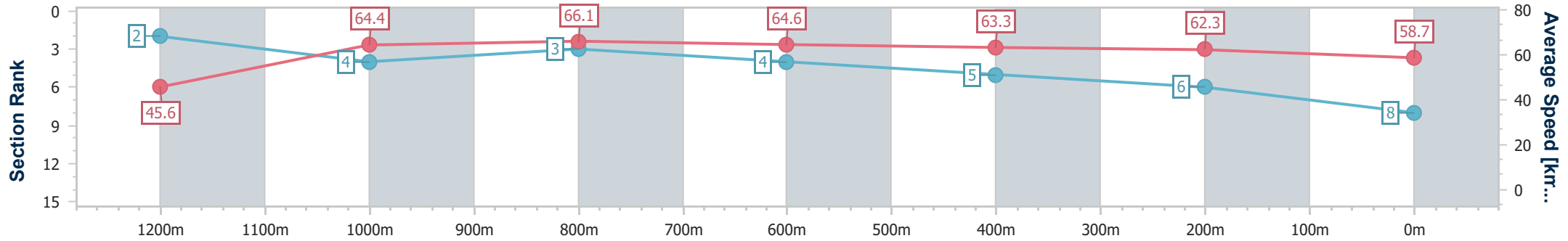
Mackay QLD Professional
Race 9: Ladbroke Communities BENCHMARK 70 Handicap - 1300m



22 December 2023 - 17:19

Track Rating: Good 4, Weather: Overcast, Rail Position: True

Section	Overall	1200m	1000m	800m	600m	400m	200m
Section Times	1:16.80 [8] (0:07.81)	1:08.99 [2] (0:11.30)	0:57.69 [4] (0:10.99)	0:46.70 [3] (0:11.24)	0:35.46 [4] (0:11.58)	0:23.88 [5] (0:11.59)	0:12.29 [6] (0:12.29)
Average Speed [km/h]	45.6	64.4	66.1	64.6	63.3	62.3	58.7
Top Speed [km/h]	59.1	66.6	66.5	66.0	63.8	63.9	60.9
Avg. Dist. to Rail [m]	13.6	6.1	2.9	2.2	2.0	2.8	2.7
Avg. Stride Freq. [Hz]	2.0	2.3	2.3	2.2	2.3	2.2	2.1
Avg. Stride Length [m]	6.3	7.8	8.0	8.1	7.8	7.7	7.7



- [] Ranking at each section and finish
- .-.- No data available at this section
- NA No data available



Horse/Jockey Name	Mcnair
Final Rank	9
Fastest Section Time (Section)	0:07.85 (Overall)
Top Speed [km/h] (Section)	66.1 (1200m)
Race State	Finished



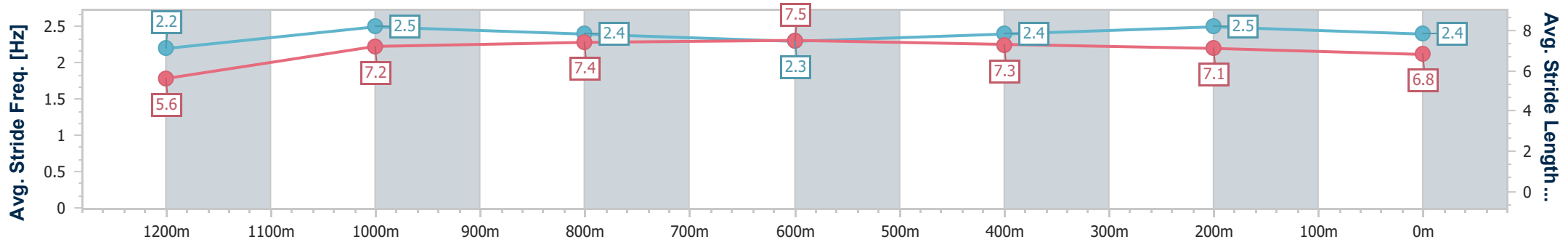
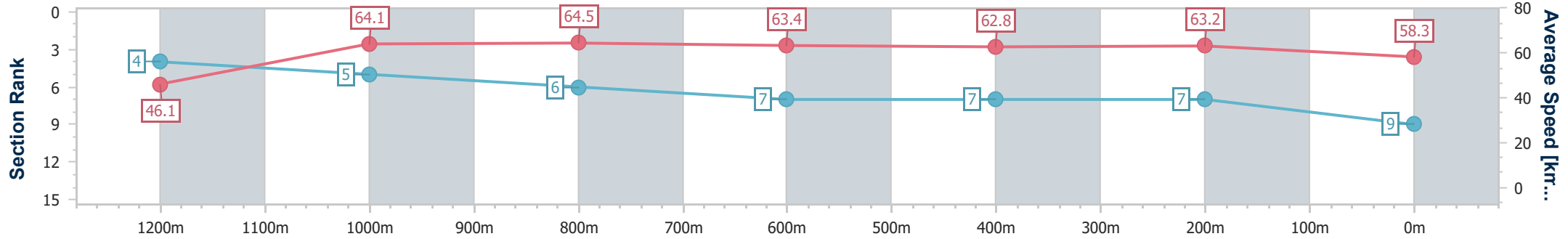
Mackay QLD Professional
Race 9: Ladbroke Communities BENCHMARK 70 Handicap - 1300m



22 December 2023 - 17:19

Track Rating: Good 4, Weather: Overcast, Rail Position: True

Section	Overall	1200m	1000m	800m	600m	400m	200m
Section Times	1:16.92 [9] (0:07.85)	1:09.07 [4] (0:11.28)	0:57.79 [5] (0:11.19)	0:46.60 [6] (0:11.33)	0:35.27 [7] (0:11.46)	0:23.81 [7] (0:11.46)	0:12.35 [7] (0:12.35)
Average Speed [km/h]	46.1	64.1	64.5	63.4	62.8	63.2	58.3
Top Speed [km/h]	60.0	66.1	65.2	64.5	63.8	63.7	62.0
Avg. Dist. to Rail [m]	12.1	3.6	0.6	0.4	0.8	4.9	6.5
Avg. Stride Freq. [Hz]	2.2	2.5	2.4	2.3	2.4	2.5	2.4
Avg. Stride Length [m]	5.6	7.2	7.4	7.5	7.3	7.1	6.8



- [] Ranking at each section and finish
- .-.- No data available at this section
- NA No data available



Horse/Jockey Name	Golden Athena
Final Rank	10
Fastest Section Time (Section)	0:08.19 (Overall)
Top Speed [km/h] (Section)	66.1 (1000m)
Race State	Finished



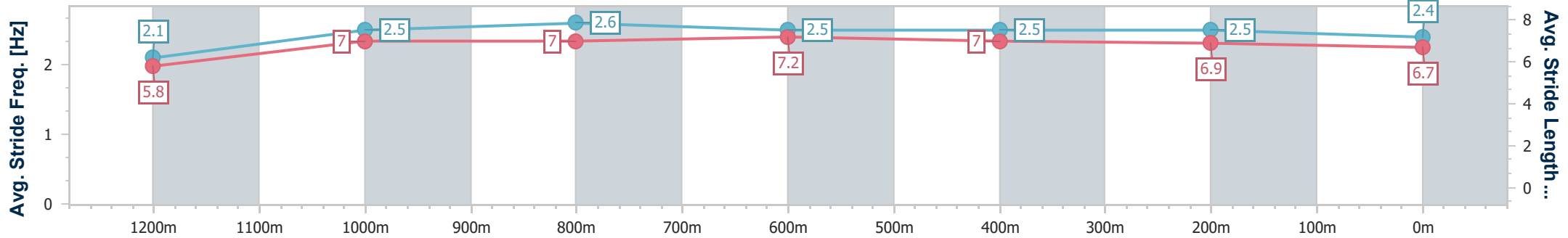
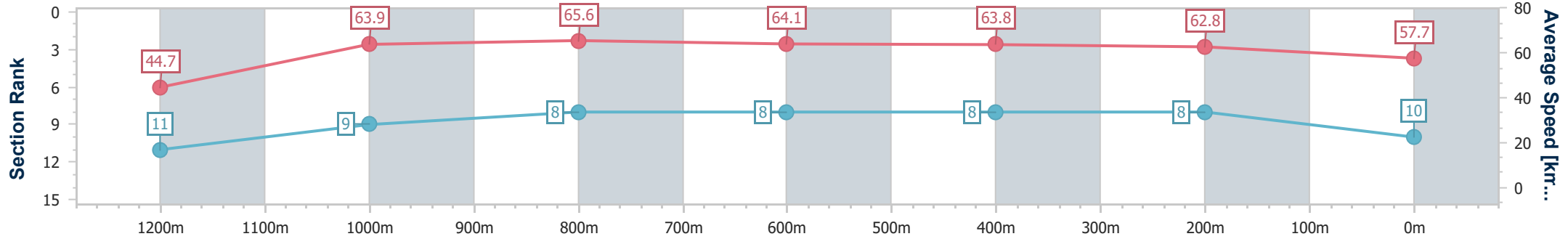
Mackay QLD Professional
Race 9: Ladbroke Communities BENCHMARK 70 Handicap - 1300m



22 December 2023 - 17:19

Track Rating: Good 4, Weather: Overcast, Rail Position: True

Section	Overall	1200m	1000m	800m	600m	400m	200m
Section Times	1:17.10 [10] (0:08.19)	1:08.91 [11] (0:11.29)	0:57.62 [9] (0:11.02)	0:46.60 [8] (0:11.28)	0:35.32 [8] (0:11.35)	0:23.97 [8] (0:11.50)	0:12.47 [8] (0:12.47)
Average Speed [km/h]	44.7	63.9	65.6	64.1	63.8	62.8	57.7
Top Speed [km/h]	59.4	66.0	66.1	65.3	64.3	63.7	61.3
Avg. Dist. to Rail [m]	6.3	1.2	1.0	1.4	0.9	1.8	1.5
Avg. Stride Freq. [Hz]	2.1	2.5	2.6	2.5	2.5	2.5	2.4
Avg. Stride Length [m]	5.8	7.0	7.0	7.2	7.0	6.9	6.7



- [] Ranking at each section and finish
- .-.- No data available at this section
- NA No data available



Horse/Jockey Name	Pankhurst
Final Rank	11
Fastest Section Time (Section)	0:08.01 (Overall)
Top Speed [km/h] (Section)	65.6 (1200m)
Race State	Finished



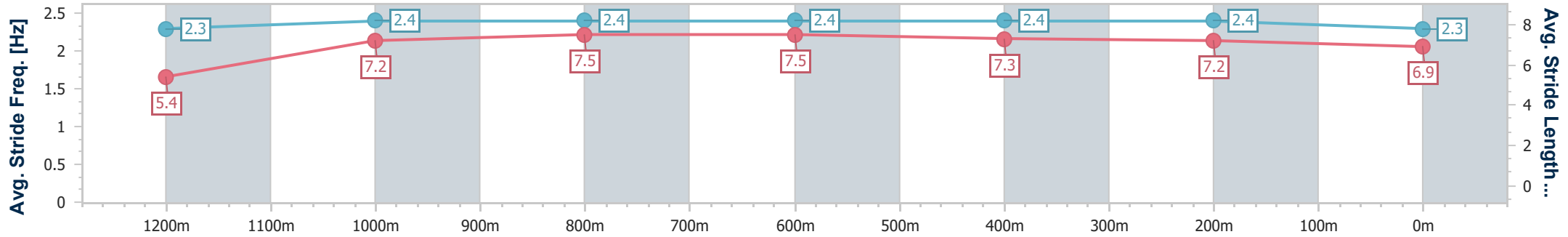
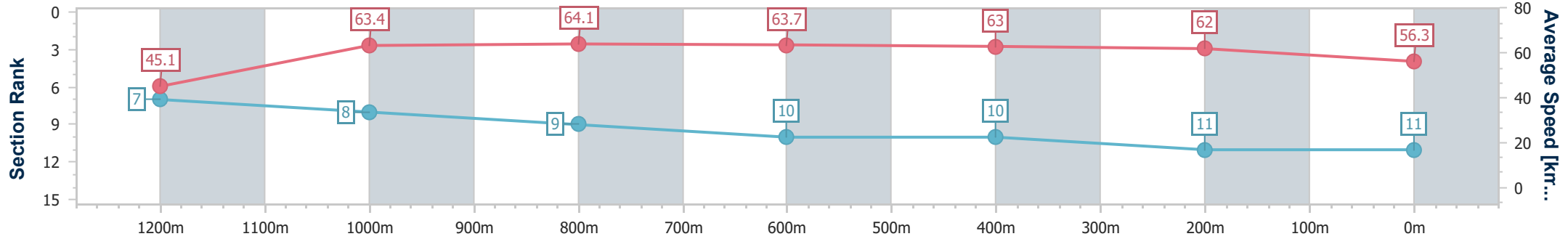
Mackay QLD Professional
Race 9: Ladbroke Communities BENCHMARK 70 Handicap - 1300m



22 December 2023 - 17:19

Track Rating: Good 4, Weather: Overcast, Rail Position: True

Section	Overall	1200m	1000m	800m	600m	400m	200m
Section Times	1:18.00 [11] (0:08.01)	1:09.99 [7] (0:11.37)	0:58.62 [8] (0:11.28)	0:47.34 [9] (0:11.34)	0:36.00 [10] (0:11.49)	0:24.51 [10] (0:11.69)	0:12.82 [11] (0:12.82)
Average Speed [km/h]	45.1	63.4	64.1	63.7	63.0	62.0	56.3
Top Speed [km/h]	59.0	65.6	64.8	65.3	64.8	63.2	59.1
Avg. Dist. to Rail [m]	9.1	2.8	1.3	1.2	1.1	3.3	5.3
Avg. Stride Freq. [Hz]	2.3	2.4	2.4	2.4	2.4	2.4	2.3
Avg. Stride Length [m]	5.4	7.2	7.5	7.5	7.3	7.2	6.9



- [] Ranking at each section and finish
- .-.- No data available at this section
- NA No data available