

Track Rating: Soft 5, Weather: Fine, Rail Position: +10m 1600-1200

Section														
Field Times	Overall	2000m	1800m	1600m	1400m	1200m	1000m	Last 600m						
	2:17.19 (0:15.48)	2:01.71 (0:12.79)	1:48.92 (0:11.84)	1:37.08 (0:12.63)	1:24.45 (0:12.61)	1:11.84 (0:12.24)	0:59.60 (0:12.53)	0:34.97						
Rank	TAB	Horse/Jockey	Barrier	Top Speed [km/h]	Fastest Section								Distance Travelled [m]	
1	5	HAROLD THE GREAT Damien Thornton	10	65.5 400m	0:11.30 400m	2:17.19 [1] (0:16.13)	2:01.06 [5] (0:12.56)	1:48.50 [6] (0:12.60)	1:35.90 [6] (0:12.40)	1:23.50 [6] (0:12.64)	1:10.86 [6] (0:12.35)	0:58.51 [6] (0:12.35)	0:34.14	
2	2	UNCOMMON VALOUR Robbie Dolan	5	65.4 200m	0:11.26 400m	2:17.21 [2] (0:15.85)	2:01.36 [3] (0:12.70)	1:48.66 [4] (0:12.46)	1:36.20 [5] (0:12.47)	1:23.73 [5] (0:12.68)	1:11.05 [5] (0:12.39)	0:58.66 [5] (0:12.38)	0:34.23	-5
3	6	DIABLO BOLT Jag Guthmann-Chester	1	64.1 200m	0:11.47 200m	2:17.34 [3] (0:15.94)	2:01.40 [4] (0:12.62)	1:48.78 [5] (0:12.37)	1:36.41 [4] (0:12.45)	1:23.96 [4] (0:12.70)	1:11.26 [4] (0:12.38)	0:58.88 [4] (0:12.28)	0:34.71	-13
4	7	PREFER US Angela Jones	8	63.4 400m	0:11.62 400m	2:17.63 [4] (0:15.48)	2:02.15 [1] (0:12.79)	1:49.36 [1] (0:12.25)	1:37.11 [3] (0:12.65)	1:24.46 [3] (0:12.43)	1:12.03 [2] (0:12.47)	0:59.56 [3] (0:12.50)	0:35.00	-3
5	4	NITROGLYCERINE Samantha Collett	2	62.1 2000m	0:11.81 1800m	2:18.36 [5] (0:16.45)	2:01.91 [6] (0:11.85)	1:50.06 [3] (0:11.81)	1:38.25 [1] (0:12.63)	1:25.62 [1] (0:12.61)	1:13.01 [1] (0:12.24)	1:00.77 [1] (0:12.53)	0:36.14	-10
6	1	VAN GOGH Sophie Wilcock	6	62.1 400m	0:11.85 600m	2:18.51 [6] (0:15.63)	2:02.88 [2] (0:12.65)	1:50.23 [2] (0:12.06)	1:38.17 [2] (0:12.64)	1:25.53 [2] (0:12.62)	1:12.91 [3] (0:12.32)	1:00.59 [2] (0:12.57)	0:35.98	-11

Scratched: Harbelle (#3), Sea Treasures (#8), Lizzie's Pride (#9), Osaka Miss (#10)

Track Rating: Soft 5, Weather: Fine, Rail Position: +10m 1600-1200

Section				800m	600m	400m	200m			Last 600m		
Field Times				0:47.07 (0:12.10)	0:34.97 (0:11.92)	0:23.05 (0:11.69)	0:11.36 (0:11.36)			0:34.97		
Rank	TAB	Horse/Jockey	Barrier	Top Speed [km/h]	Fastest Section			Margin	Distance Travelled [m]			
1	5	<b>HAROLD THE GREAT</b> Damien Thornton	10	65.5 400m	0:11.30 400m	0:46.16 [6] (0:12.02)	0:34.14 [6] (0:11.48)	0:22.66 [5] (0:11.30)	0:11.36 [1] (0:11.36)	2:17.19	0:34.14	
2	2	<b>UNCOMMON VALOUR</b> Robbie Dolan	5	65.4 200m	0:11.26 400m	0:46.28 [5] (0:12.05)	0:34.23 [5] (0:11.60)	0:22.63 [6] (0:11.26)	0:11.37 [2] (0:11.37)	0.1L	0:34.23	-5
3	6	<b>DIABLO BOLT</b> Jag Guthmann-Chester	1	64.1 200m	0:11.47 200m	0:46.60 [4] (0:11.89)	0:34.71 [4] (0:11.68)	0:23.03 [2] (0:11.56)	0:11.47 [3] (0:11.47)	0.6L	0:34.71	-13
4	7	<b>PREFER US</b> Angela Jones	8	63.4 400m	0:11.62 400m	0:47.06 [3] (0:12.06)	0:35.00 [3] (0:11.69)	0:23.31 [3] (0:11.62)	0:11.69 [4] (0:11.69)	2.4L	0:35.00	-3
5	4	<b>NITROGLYCERINE</b> Samantha Collett	2	62.1 2000m	0:11.81 1800m	0:48.24 [1] (0:12.10)	0:36.14 [1] (0:11.92)	0:24.22 [1] (0:11.83)	0:12.39 [5] (0:12.39)	6.7L	0:36.14	-10
6	1	<b>VAN GOGH</b> Sophie Wilcock	6	62.1 400m	0:11.85 600m	0:48.02 [2] (0:12.04)	0:35.98 [2] (0:11.85)	0:24.13 [4] (0:11.85)	0:12.28 [6] (0:12.28)	7.5L	0:35.98	-11

Scratched: Harbelle (#3), Sea Treasures (#8), Lizzie's Pride (#9), Osaka Miss (#10)



Horse/Jockey Name	Harold The Great
Final Rank	1
Fastest Section Time (Section)	0:11.30 (400m)
Top Speed [km/h] (Section)	65.5 (400m)
Race State	Finished



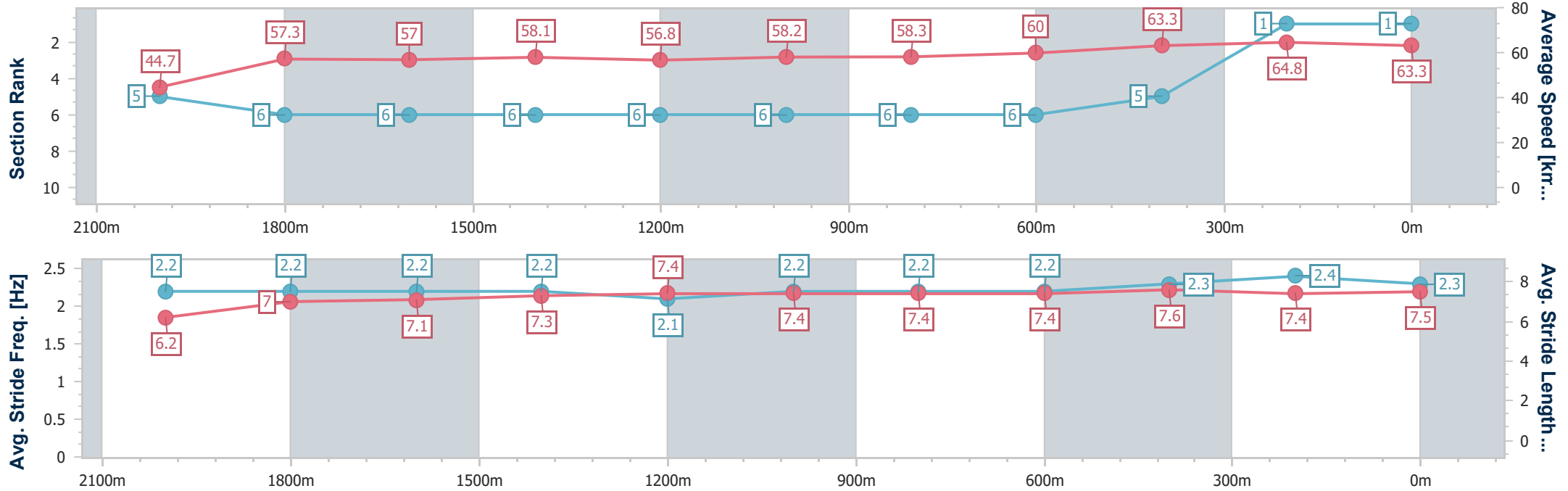
Ipswich QLD Professional  
Race 5: THANKS K&R PLUMBING BENCHMARK 68 Handicap - 2200m



29 December 2023 - 14:59

Track Rating: Soft 5, Weather: Fine, Rail Position: +10m 1600-1200

Section	Overall	2000m	1800m	1600m	1400m	1200m	1000m	800m	600m	400m	200m
Section Times	2:17.19 [1] (0:16.13)	2:01.06 [5] (0:12.56)	1:48.50 [6] (0:12.60)	1:35.90 [6] (0:12.40)	1:23.50 [6] (0:12.64)	1:10.86 [6] (0:12.35)	0:58.51 [6] (0:12.35)	0:46.16 [6] (0:12.02)	0:34.14 [6] (0:11.48)	0:22.66 [5] (0:11.30)	0:11.36 [1] (0:11.36)
Average Speed [km/h]	44.7	57.3	57.0	58.1	56.8	58.2	58.3	60.0	63.3	64.8	63.3
Top Speed [km/h]	57.1	58.3	58.6	59.2	58.0	58.6	58.7	62.8	64.8	65.5	64.9
Avg. Dist. to Rail [m]	2.0	0.4	0.5	0.5	0.5	0.2	0.3	0.4	1.9	4.5	5.2
Avg. Stride Freq. [Hz]	2.2	2.2	2.2	2.2	2.1	2.2	2.2	2.2	2.2	2.3	2.3
Avg. Stride Length [m]	6.2	7.0	7.1	7.3	7.4	7.4	7.4	7.4	7.6	7.4	7.5



- [ ] Ranking at each section and finish
- .-.- No data available at this section
- NA No data available



Horse/Jockey Name	Uncommon Valour
Final Rank	2
Fastest Section Time (Section)	0:11.26 (400m)
Top Speed [km/h] (Section)	65.4 (200m)
Race State	Finished



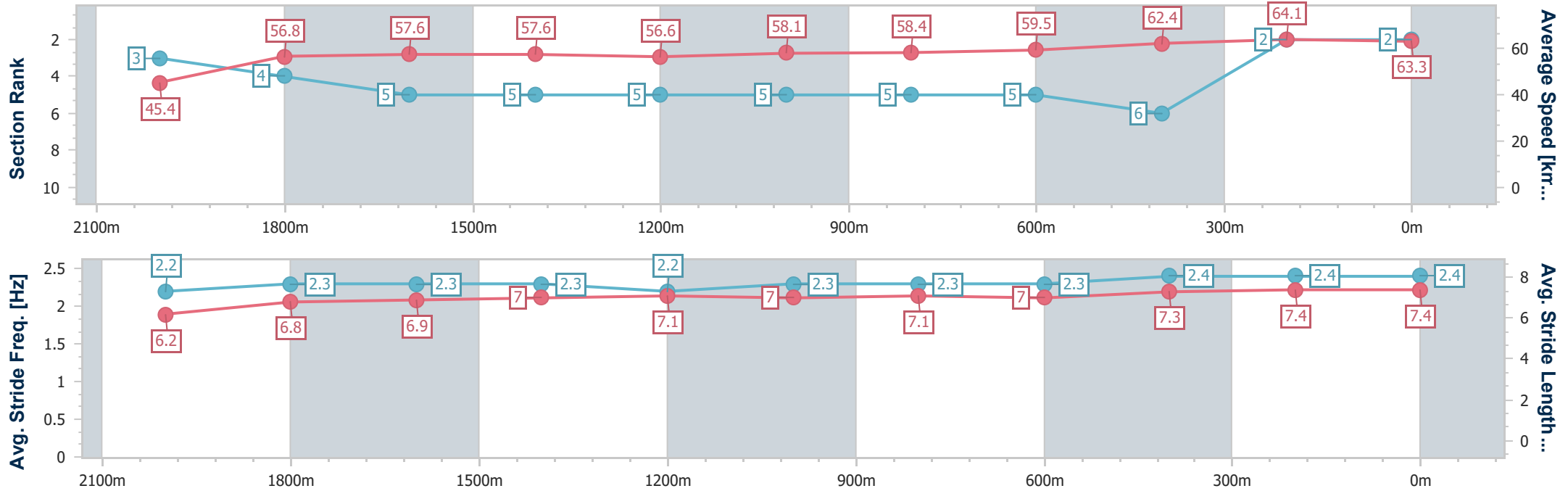
Ipswich QLD Professional  
Race 5: THANKS K&R PLUMBING BENCHMARK 68 Handicap - 2200m



29 December 2023 - 14:59

Track Rating: Soft 5, Weather: Fine, Rail Position: +10m 1600-1200

Section	Overall	2000m	1800m	1600m	1400m	1200m	1000m	800m	600m	400m	200m
Section Times	2:17.21 [2] (0:15.85)	2:01.36 [3] (0:12.70)	1:48.66 [4] (0:12.46)	1:36.20 [5] (0:12.47)	1:23.73 [5] (0:12.68)	1:11.05 [5] (0:12.39)	0:58.66 [5] (0:12.38)	0:46.28 [5] (0:12.05)	0:34.23 [5] (0:11.60)	0:22.63 [6] (0:11.26)	0:11.37 [2] (0:11.37)
Average Speed [km/h]	45.4	56.8	57.6	57.6	56.6	58.1	58.4	59.5	62.4	64.1	63.3
Top Speed [km/h]	60.2	59.0	59.2	58.9	58.3	58.8	59.0	62.7	63.1	65.1	65.4
Avg. Dist. to Rail [m]	0.8	0.6	0.7	0.5	0.5	0.2	0.3	0.1	0.6	1.7	3.3
Avg. Stride Freq. [Hz]	2.2	2.3	2.3	2.3	2.2	2.3	2.3	2.3	2.4	2.4	2.4
Avg. Stride Length [m]	6.2	6.8	6.9	7.0	7.1	7.0	7.1	7.0	7.3	7.4	7.4



- [ ] Ranking at each section and finish
- .-.- No data available at this section
- NA No data available



Horse/Jockey Name	Diablo Bolt
Final Rank	3
Fastest Section Time (Section)	0:11.47 (200m)
Top Speed [km/h] (Section)	64.1 (200m)
Race State	Finished



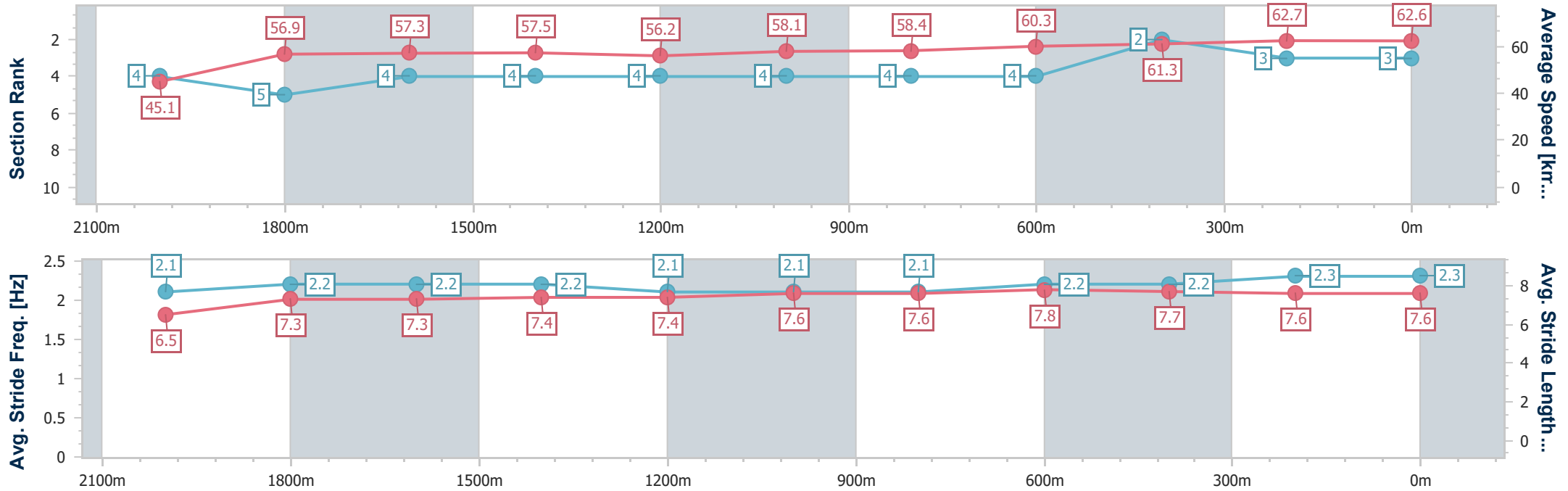
Ipswich QLD Professional  
Race 5: THANKS K&R PLUMBING BENCHMARK 68 Handicap - 2200m



29 December 2023 - 14:59

Track Rating: Soft 5, Weather: Fine, Rail Position: +10m 1600-1200

Section	Overall	2000m	1800m	1600m	1400m	1200m	1000m	800m	600m	400m	200m
Section Times	2:17.34 [3] (0:15.94)	2:01.40 [4] (0:12.62)	1:48.78 [5] (0:12.37)	1:36.41 [4] (0:12.45)	1:23.96 [4] (0:12.70)	1:11.26 [4] (0:12.38)	0:58.88 [4] (0:12.28)	0:46.60 [4] (0:11.89)	0:34.71 [4] (0:11.68)	0:23.03 [2] (0:11.56)	0:11.47 [3] (0:11.47)
Average Speed [km/h]	45.1	56.9	57.3	57.5	56.2	58.1	58.4	60.3	61.3	62.7	62.6
Top Speed [km/h]	57.6	57.9	58.7	58.9	57.3	59.0	59.2	61.3	62.3	64.0	64.1
Avg. Dist. to Rail [m]	1.2	1.9	2.5	2.1	1.7	0.9	0.6	1.3	1.2	0.6	2.1
Avg. Stride Freq. [Hz]	2.1	2.2	2.2	2.2	2.1	2.1	2.1	2.2	2.2	2.3	2.3
Avg. Stride Length [m]	6.5	7.3	7.3	7.4	7.4	7.6	7.6	7.8	7.7	7.6	7.6



- [ ] Ranking at each section and finish
- .-.- No data available at this section
- NA No data available



Horse/Jockey Name	Prefer Us
Final Rank	4
Fastest Section Time (Section)	0:11.62 (400m)
Top Speed [km/h] (Section)	63.4 (400m)
Race State	Finished



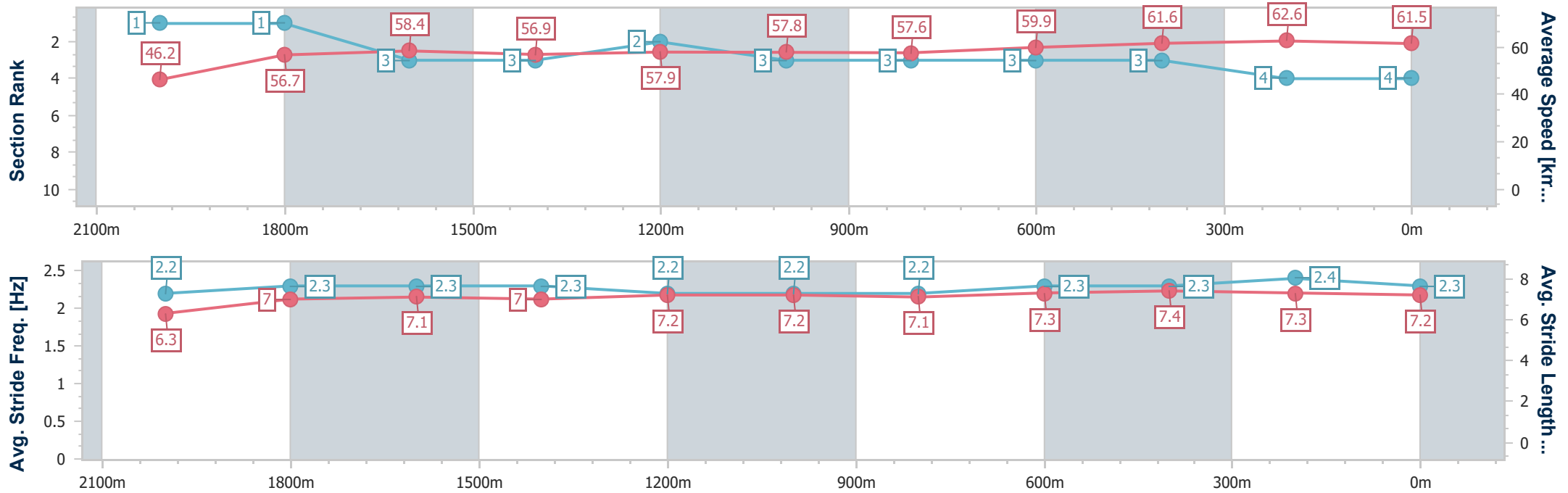
Ipswich QLD Professional  
Race 5: THANKS K&R PLUMBING BENCHMARK 68 Handicap - 2200m



29 December 2023 - 14:59

Track Rating: Soft 5, Weather: Fine, Rail Position: +10m 1600-1200

Section	Overall	2000m	1800m	1600m	1400m	1200m	1000m	800m	600m	400m	200m
Section Times	2:17.63 [4] (0:15.48)	2:02.15 [1] (0:12.79)	1:49.36 [1] (0:12.25)	1:37.11 [3] (0:12.65)	1:24.46 [3] (0:12.43)	1:12.03 [2] (0:12.47)	0:59.56 [3] (0:12.50)	0:47.06 [3] (0:12.06)	0:35.00 [3] (0:11.69)	0:23.31 [3] (0:11.62)	0:11.69 [4] (0:11.69)
Average Speed [km/h]	46.2	56.7	58.4	56.9	57.9	57.8	57.6	59.9	61.6	62.6	61.5
Top Speed [km/h]	58.4	58.3	59.3	58.9	59.4	59.6	58.2	61.2	62.5	63.4	62.8
Avg. Dist. to Rail [m]	1.7	0.6	0.6	0.3	0.4	0.7	0.4	0.3	0.7	2.1	2.9
Avg. Stride Freq. [Hz]	2.2	2.3	2.3	2.3	2.2	2.2	2.2	2.3	2.3	2.4	2.3
Avg. Stride Length [m]	6.3	7.0	7.1	7.0	7.2	7.2	7.1	7.3	7.4	7.3	7.2



- [ ] Ranking at each section and finish
- .-.- No data available at this section
- NA No data available



Horse/Jockey Name	Nitroglycerine
Final Rank	5
Fastest Section Time (Section)	0:11.81 (1800m)
Top Speed [km/h] (Section)	62.1 (2000m)
Race State	Finished



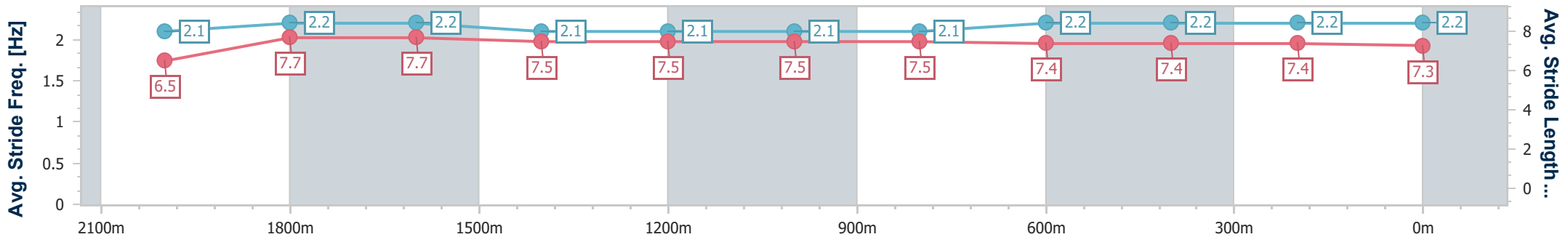
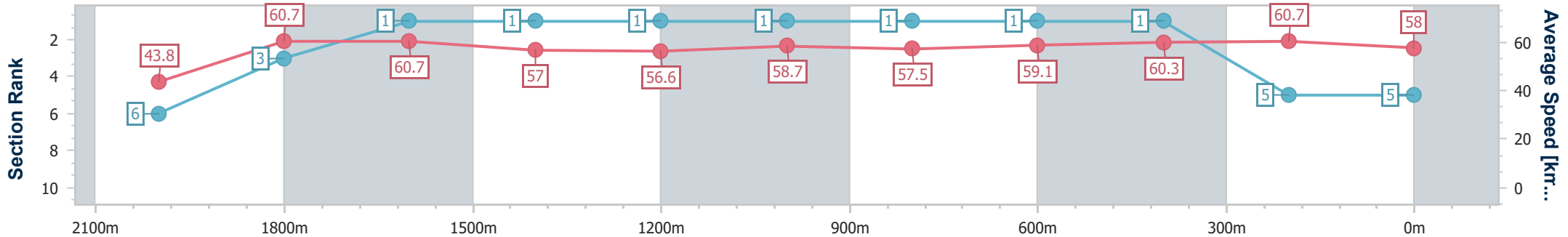
Ipswich QLD Professional  
Race 5: THANKS K&R PLUMBING BENCHMARK 68 Handicap - 2200m



29 December 2023 - 14:59

Track Rating: Soft 5, Weather: Fine, Rail Position: +10m 1600-1200

Section	Overall	2000m	1800m	1600m	1400m	1200m	1000m	800m	600m	400m	200m
Section Times	2:18.36 [5] (0:16.45)	2:01.91 [6] (0:11.85)	1:50.06 [3] (0:11.81)	1:38.25 [1] (0:12.63)	1:25.62 [1] (0:12.61)	1:13.01 [1] (0:12.24)	1:00.77 [1] (0:12.53)	0:48.24 [1] (0:12.10)	0:36.14 [1] (0:11.92)	0:24.22 [1] (0:11.83)	0:12.39 [5] (0:12.39)
Average Speed [km/h]	43.8	60.7	60.7	57.0	56.6	58.7	57.5	59.1	60.3	60.7	58.0
Top Speed [km/h]	55.9	62.1	62.1	58.3	57.5	59.3	58.3	60.5	61.0	61.1	60.7
Avg. Dist. to Rail [m]	1.2	0.5	1.0	1.9	1.4	0.6	0.3	0.8	1.2	1.0	0.3
Avg. Stride Freq. [Hz]	2.1	2.2	2.2	2.1	2.1	2.1	2.1	2.2	2.2	2.2	2.2
Avg. Stride Length [m]	6.5	7.7	7.7	7.5	7.5	7.5	7.5	7.4	7.4	7.4	7.3



- [ ] Ranking at each section and finish
- .-.- No data available at this section
- NA No data available



Horse/Jockey Name	Van Gogh
Final Rank	6
Fastest Section Time (Section)	0:11.85 (600m)
Top Speed [km/h] (Section)	62.1 (400m)
Race State	Finished



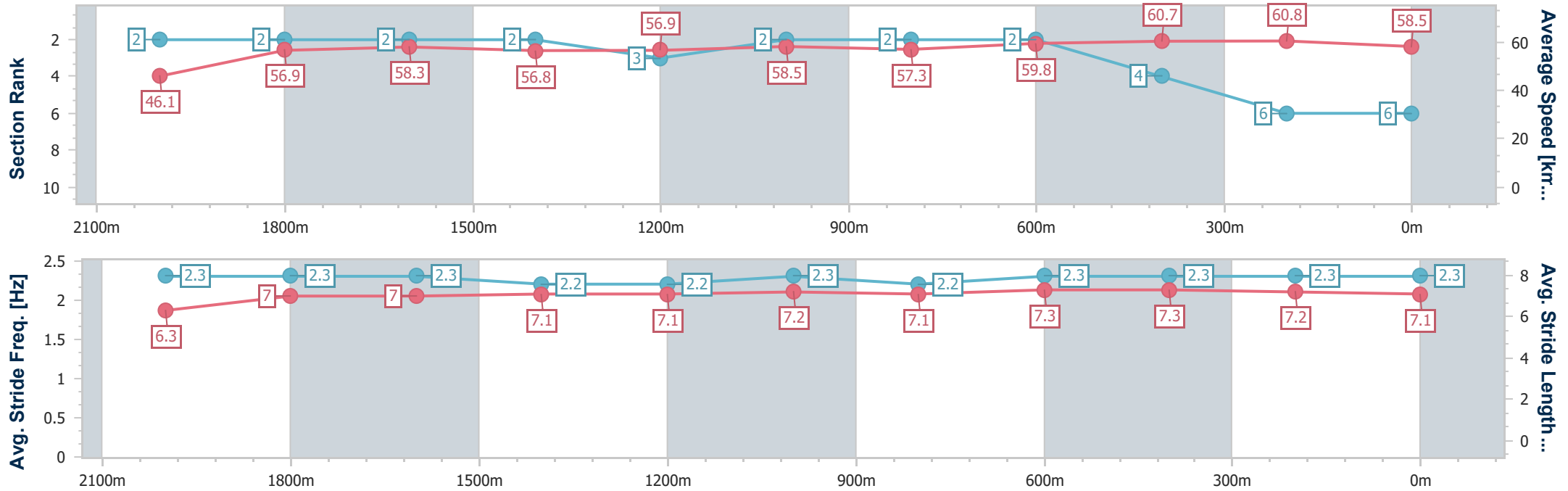
Ipswich QLD Professional  
 Race 5: THANKS K&R PLUMBING BENCHMARK 68 Handicap - 2200m



29 December 2023 - 14:59

Track Rating: Soft 5, Weather: Fine, Rail Position: +10m 1600-1200

Section	Overall	2000m	1800m	1600m	1400m	1200m	1000m	800m	600m	400m	200m
Section Times	2:18.51 [6] (0:15.63)	2:02.88 [2] (0:12.65)	1:50.23 [2] (0:12.06)	1:38.17 [2] (0:12.64)	1:25.53 [2] (0:12.62)	1:12.91 [3] (0:12.32)	1:00.59 [2] (0:12.57)	0:48.02 [2] (0:12.04)	0:35.98 [2] (0:11.85)	0:24.13 [4] (0:11.85)	0:12.28 [6] (0:12.28)
Average Speed [km/h]	46.1	56.9	58.3	56.8	56.9	58.5	57.3	59.8	60.7	60.8	58.5
Top Speed [km/h]	58.2	58.0	59.2	58.2	58.7	59.5	57.7	61.0	61.7	62.1	60.0
Avg. Dist. to Rail [m]	2.0	2.8	2.9	1.6	1.2	0.4	0.3	0.4	0.5	0.6	0.3
Avg. Stride Freq. [Hz]	2.3	2.3	2.3	2.2	2.2	2.3	2.2	2.3	2.3	2.3	2.3
Avg. Stride Length [m]	6.3	7.0	7.0	7.1	7.1	7.2	7.1	7.3	7.3	7.2	7.1



- [ ] Ranking at each section and finish
- .-.- No data available at this section
- NA No data available