

Track Rating: Good 4, Weather: Fine, Rail Position: True

Section										Last 600m		
Field Times		Overall	600m	400m	200m							
		0:45.62 (0:13.22)	0:32.40 (0:10.21)	0:22.19 (0:10.73)	0:11.46 (0:11.46)						0:32.40	
Rank	TAB	Horse/Jockey	Barrier	Top Speed [km/h]	Fastest Section					Margin		Distance Travelled [m]
1	1	POLYLITHIC Sariah Champkin	5	71.0 600m	0:10.29 600m	0:45.62 [1] (0:13.29)	0:32.33 [3] (0:10.29)	0:22.04 [3] (0:10.70)	0:11.34 [3] (0:11.34)	0:45.62	0:32.33	
2	4	HOT OR NOT Emily Lang	1	71.1 600m	0:10.21 600m	0:45.66 [2] (0:13.22)	0:32.44 [1] (0:10.21)	0:22.23 [1] (0:10.73)	0:11.50 [1] (0:11.50)	0.2L	0:32.44	-4
3	2	SHOCK AND AWE Casey Waddell	2	70.9 600m	0:10.20 600m	0:45.87 [3] (0:13.53)	0:32.34 [4] (0:10.20)	0:22.14 [4] (0:10.64)	0:11.50 [4] (0:11.50)	1.2L	0:32.34	-3
4	7	FLYING RUPERT Georgina Cartwright	4	71.3 600m	0:10.22 600m	0:45.98 [4] (0:13.27)	0:32.71 [2] (0:10.22)	0:22.49 [2] (0:10.75)	0:11.74 [2] (0:11.74)	1.7L	0:32.71	-3
5	5	DEVIL'S RITE Justin Stanley	6	71.7 600m	0:10.23 600m	0:45.99 [5] (0:13.66)	0:32.33 [5] (0:10.23)	0:22.10 [5] (0:10.78)	0:11.32 [6] (0:11.32)	1.8L	0:32.33	-1
6	3	BEAUTY BOOM Savannah McCann	3	70.8 600m	0:10.23 600m	0:46.06 [6] (0:13.69)	0:32.37 [6] (0:10.23)	0:22.14 [6] (0:10.72)	0:11.42 [5] (0:11.42)	2.1L	0:32.37	-4
7	6	NICCI DE ROSA Anthony Allen	7	69.8 600m	0:10.40 600m	0:46.17 [7] (0:13.71)	0:32.46 [7] (0:10.40)	0:22.06 [7] (0:10.76)	0:11.30 [7] (0:11.30)	2.6L	0:32.46	-2



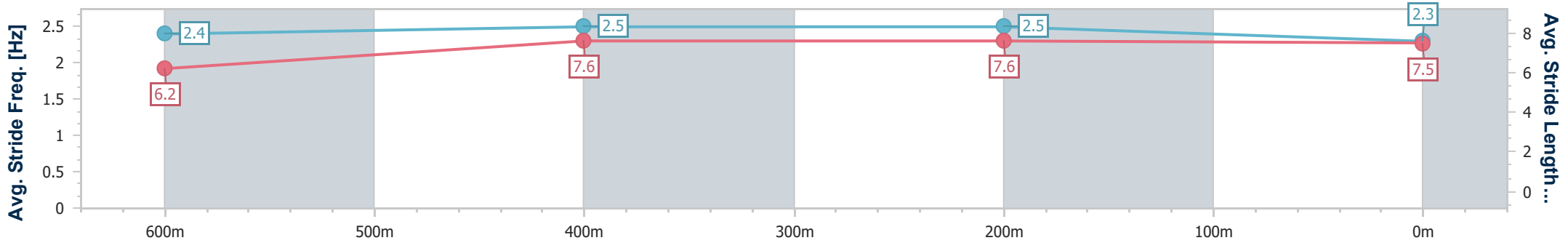
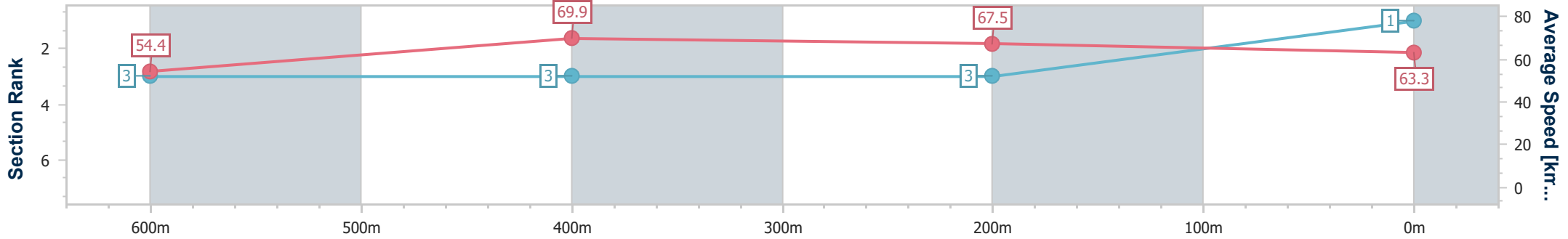
Horse/Jockey Name	Polylythic
Final Rank	1
Fastest Section Time (Section)	0:10.29 (600m)
Top Speed [km/h] (Section)	71.0 (600m)
Race State	Finished



Ipswich QLD Professional
 Race 1: PHILLIP GROTH BENCHMARK 68 Handicap - 800m
 27 January 2024 - 13:42
 Track Rating: Good 4, Weather: Fine, Rail Position: True



Section	Overall	600m	400m	200m
Section Times	0:45.62 [1] (0:13.29)	0:32.33 [3] (0:10.29)	0:22.04 [3] (0:10.70)	0:11.34 [3] (0:11.34)
Average Speed [km/h]	54.4	69.9	67.5	63.3
Top Speed [km/h]	70.8	71.0	69.0	65.6
Avg. Dist. to Rail [m]	8.3	2.2	0.9	1.4
Avg. Stride Freq. [Hz]	2.4	2.5	2.5	2.3
Avg. Stride Length [m]	6.2	7.6	7.6	7.5



- [] Ranking at each section and finish
- .-.- No data available at this section
- NA No data available



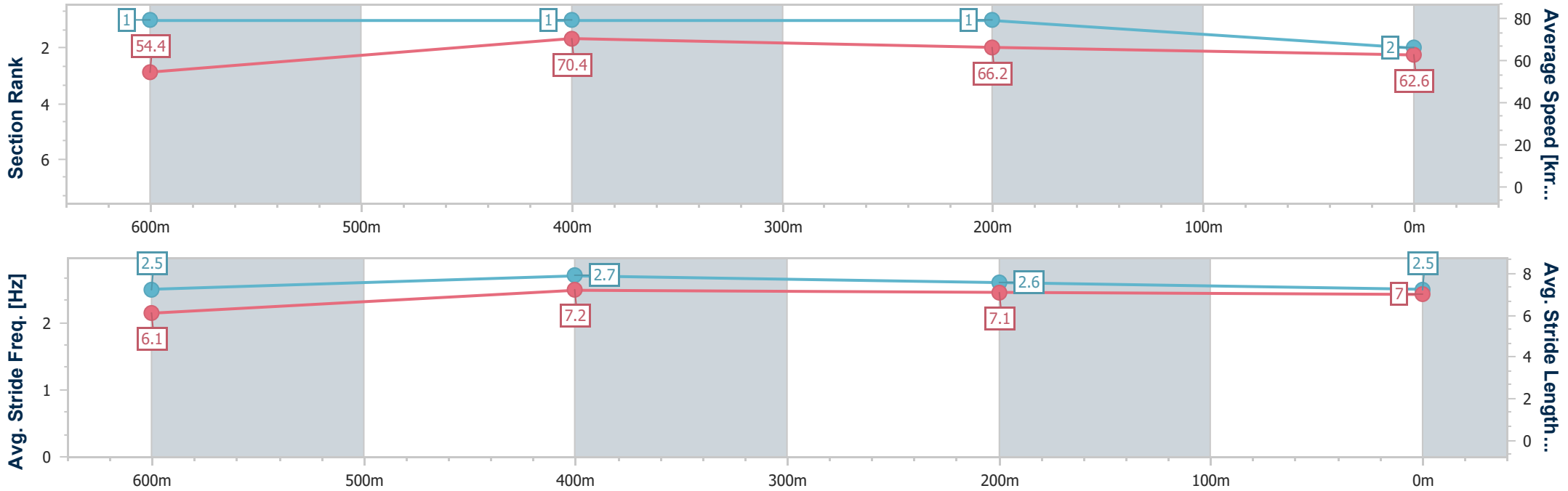
Horse/Jockey Name	Hot Or Not
Final Rank	2
Fastest Section Time (Section)	0:10.21 (600m)
Top Speed [km/h] (Section)	71.1 (600m)
Race State	Finished



Ipswich QLD Professional
 Race 1: PHILLIP GROTH BENCHMARK 68 Handicap - 800m
 27 January 2024 - 13:42
 Track Rating: Good 4, Weather: Fine, Rail Position: True



Section	Overall	600m	400m	200m
Section Times	0:45.66 [2] (0:13.22)	0:32.44 [1] (0:10.21)	0:22.23 [1] (0:10.73)	0:11.50 [1] (0:11.50)
Average Speed [km/h]	54.4	70.4	66.2	62.6
Top Speed [km/h]	70.4	71.1	68.4	64.7
Avg. Dist. to Rail [m]	3.9	1.9	1.9	0.5
Avg. Stride Freq. [Hz]	2.5	2.7	2.6	2.5
Avg. Stride Length [m]	6.1	7.2	7.1	7.0



- [] Ranking at each section and finish
- .-.- No data available at this section
- NA No data available



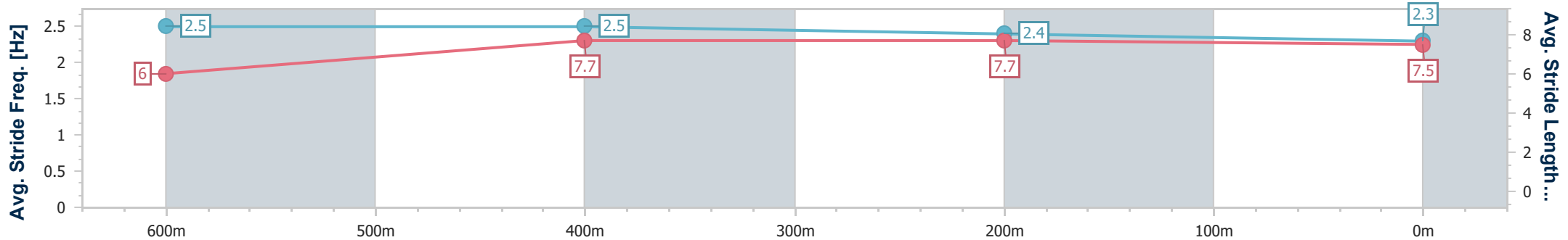
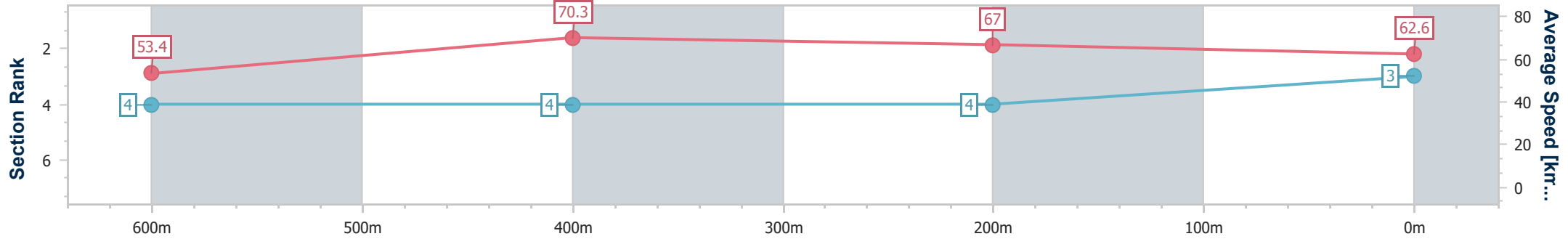
Horse/Jockey Name	Shock And Awe
Final Rank	3
Fastest Section Time (Section)	0:10.20 (600m)
Top Speed [km/h] (Section)	70.9 (600m)
Race State	Finished



Ipswich QLD Professional
 Race 1: PHILLIP GROTH BENCHMARK 68 Handicap - 800m
 27 January 2024 - 13:42
 Track Rating: Good 4, Weather: Fine, Rail Position: True



Section	Overall	600m	400m	200m
Section Times	0:45.87 [3] (0:13.53)	0:32.34 [4] (0:10.20)	0:22.14 [4] (0:10.64)	0:11.50 [4] (0:11.50)
Average Speed [km/h]	53.4	70.3	67.0	62.6
Top Speed [km/h]	69.2	70.9	69.5	65.2
Avg. Dist. to Rail [m]	4.8	1.6	1.4	2.0
Avg. Stride Freq. [Hz]	2.5	2.5	2.4	2.3
Avg. Stride Length [m]	6.0	7.7	7.7	7.5



- [] Ranking at each section and finish
- .-.- No data available at this section
- NA No data available



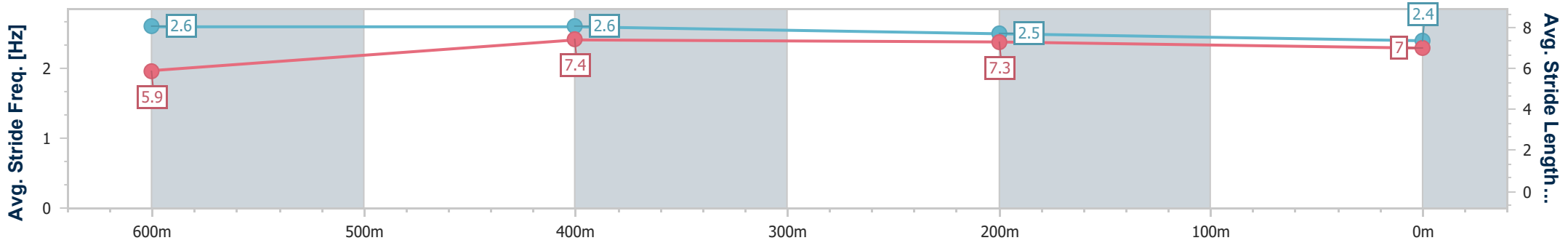
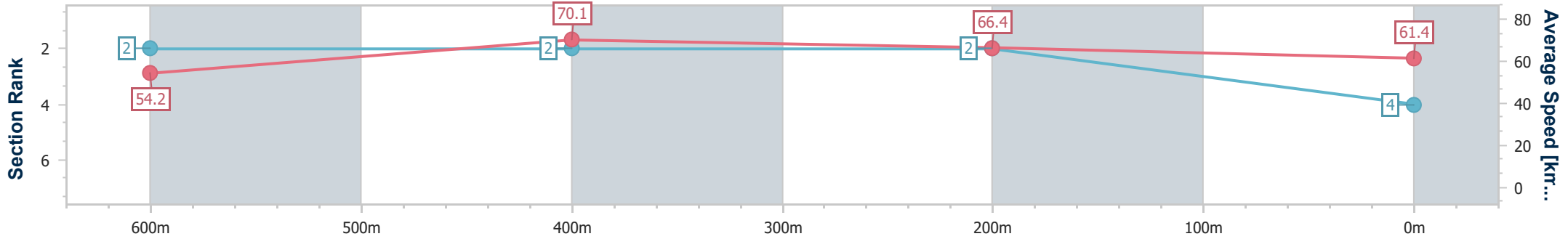
Horse/Jockey Name	Flying Rupert
Final Rank	4
Fastest Section Time (Section)	0:10.22 (600m)
Top Speed [km/h] (Section)	71.3 (600m)
Race State	Finished



Ipswich QLD Professional
 Race 1: PHILLIP GROTH BENCHMARK 68 Handicap - 800m
 27 January 2024 - 13:42
 Track Rating: Good 4, Weather: Fine, Rail Position: True



Section	Overall	600m	400m	200m
Section Times	0:45.98 [4] (0:13.27)	0:32.71 [2] (0:10.22)	0:22.49 [2] (0:10.75)	0:11.74 [2] (0:11.74)
Average Speed [km/h]	54.2	70.1	66.4	61.4
Top Speed [km/h]	70.7	71.3	69.0	64.9
Avg. Dist. to Rail [m]	6.8	2.1	1.8	0.5
Avg. Stride Freq. [Hz]	2.6	2.6	2.5	2.4
Avg. Stride Length [m]	5.9	7.4	7.3	7.0



- [] Ranking at each section and finish
- .-.- No data available at this section
- NA No data available



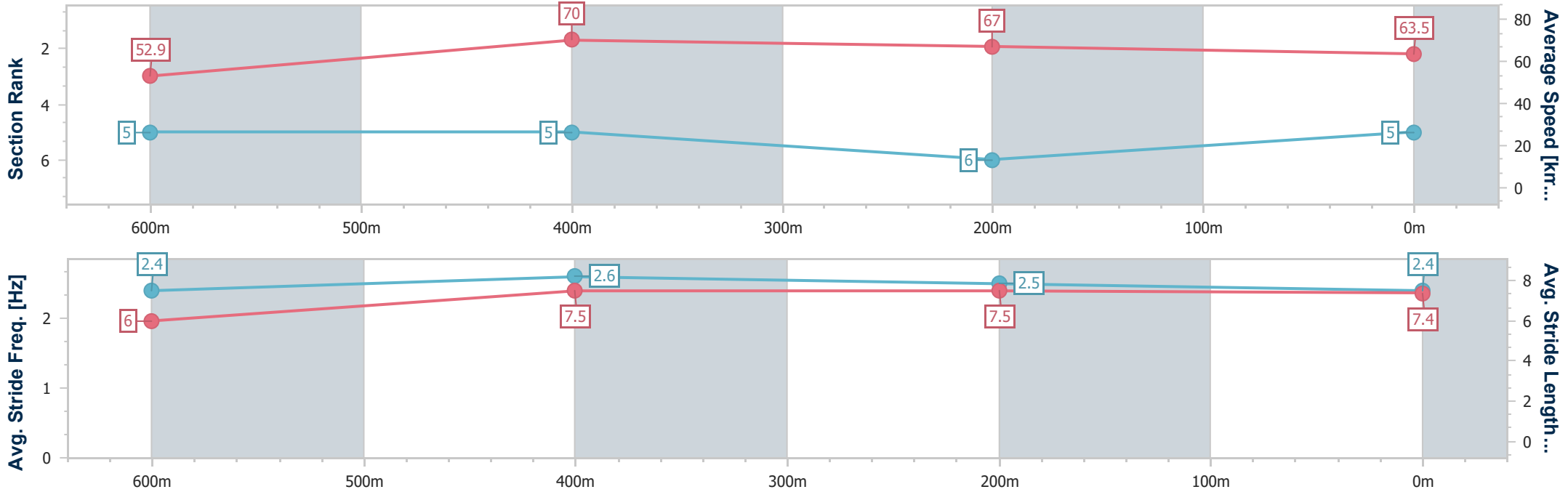
Horse/Jockey Name	Devil's Rite
Final Rank	5
Fastest Section Time (Section)	0:10.23 (600m)
Top Speed [km/h] (Section)	71.7 (600m)
Race State	Finished



Ipswich QLD Professional
 Race 1: PHILLIP GROTH BENCHMARK 68 Handicap - 800m
 27 January 2024 - 13:42
 Track Rating: Good 4, Weather: Fine, Rail Position: True



Section	Overall	600m	400m	200m
Section Times	0:45.99 [5] (0:13.66)	0:32.33 [5] (0:10.23)	0:22.10 [5] (0:10.78)	0:11.32 [6] (0:11.32)
Average Speed [km/h]	52.9	70.0	67.0	63.5
Top Speed [km/h]	70.6	71.7	69.8	65.0
Avg. Dist. to Rail [m]	8.2	1.7	2.1	4.7
Avg. Stride Freq. [Hz]	2.4	2.6	2.5	2.4
Avg. Stride Length [m]	6.0	7.5	7.5	7.4



- [] Ranking at each section and finish
- .-.- No data available at this section
- NA No data available



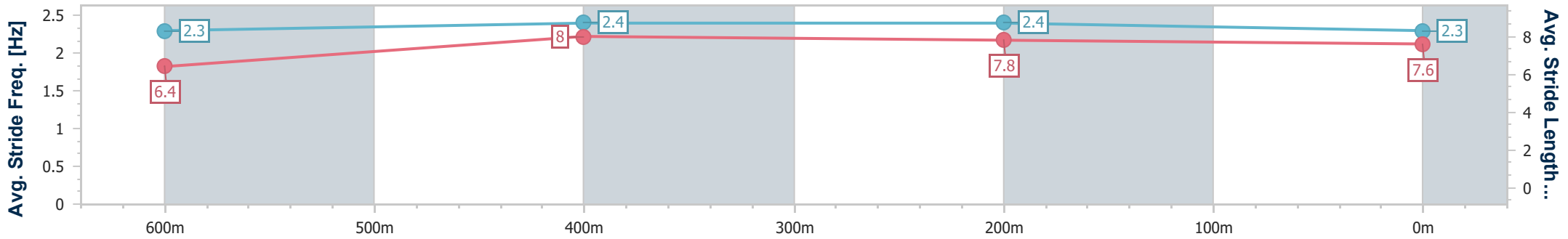
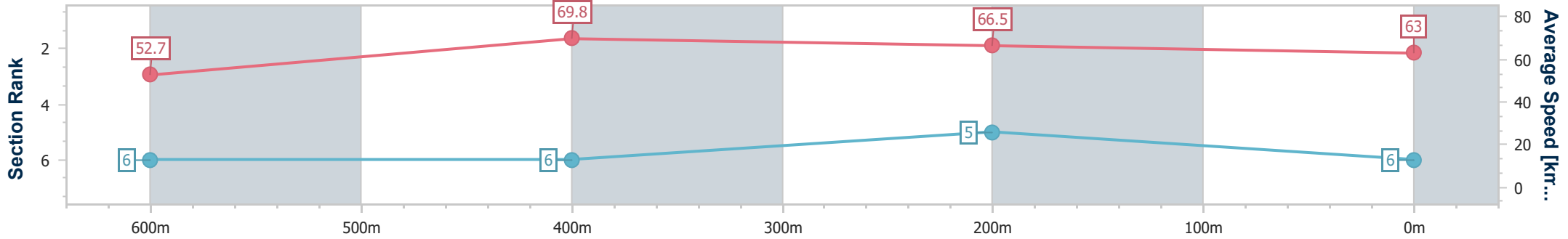
Horse/Jockey Name	Beauty Boom
Final Rank	6
Fastest Section Time (Section)	0:10.23 (600m)
Top Speed [km/h] (Section)	70.8 (600m)
Race State	Finished



Ipswich QLD Professional
 Race 1: PHILLIP GROTH BENCHMARK 68 Handicap - 800m
 27 January 2024 - 13:42
 Track Rating: Good 4, Weather: Fine, Rail Position: True



Section	Overall	600m	400m	200m
Section Times	0:46.06 [6] (0:13.69)	0:32.37 [6] (0:10.23)	0:22.14 [6] (0:10.72)	0:11.42 [5] (0:11.42)
Average Speed [km/h]	52.7	69.8	66.5	63.0
Top Speed [km/h]	70.5	70.8	69.3	65.2
Avg. Dist. to Rail [m]	3.8	2.1	1.7	2.9
Avg. Stride Freq. [Hz]	2.3	2.4	2.4	2.3
Avg. Stride Length [m]	6.4	8.0	7.8	7.6



- [] Ranking at each section and finish
- .-.- No data available at this section
- NA No data available



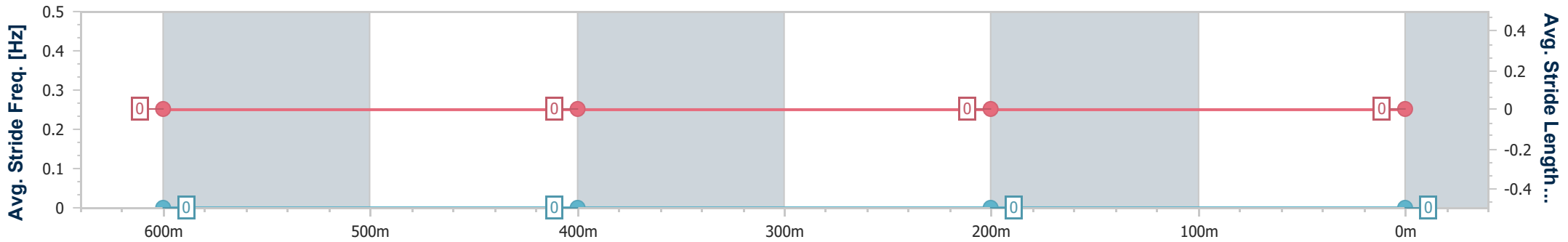
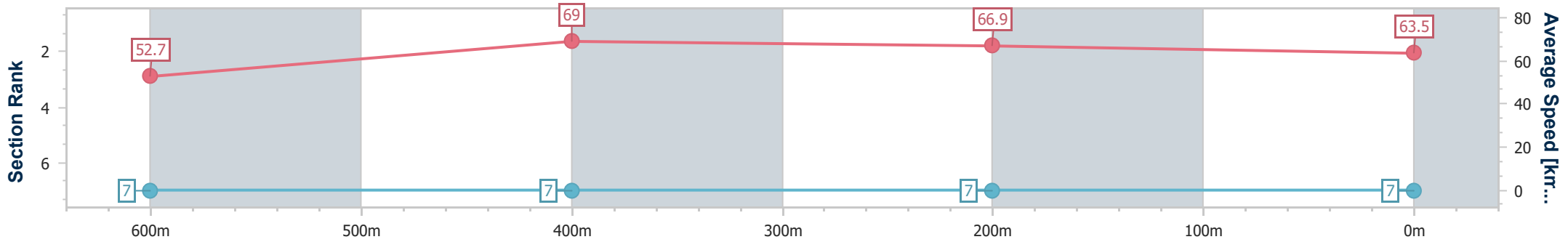
Horse/Jockey Name	Nicci De Rosa
Final Rank	7
Fastest Section Time (Section)	0:10.40 (600m)
Top Speed [km/h] (Section)	69.8 (600m)
Race State	Finished



Ipswich QLD Professional
 Race 1: PHILLIP GROTH BENCHMARK 68 Handicap - 800m
 27 January 2024 - 13:42
 Track Rating: Good 4, Weather: Fine, Rail Position: True



Section	Overall	600m	400m	200m
Section Times	0:46.17 [7] (0:13.71)	0:32.46 [7] (0:10.40)	0:22.06 [7] (0:10.76)	0:11.30 [7] (0:11.30)
Average Speed [km/h]	52.7	69.0	66.9	63.5
Top Speed [km/h]	69.2	69.8	68.4	65.5
Avg. Dist. to Rail [m]	9.5	2.6	0.6	1.0
Avg. Stride Freq. [Hz]	---	---	---	---
Avg. Stride Length [m]	---	---	---	---



- [] Ranking at each section and finish
- No data available at this section
- NA No data available