

Track Rating: Good 4, Weather: Fine, Rail Position: True

Section												Last 600m		
Field Times		Overall	1000m	800m	600m	400m	200m						0:35.16	
		1:11.24 (0:13.82)	0:57.42 (0:10.96)	0:46.46 (0:11.30)	0:35.16 (0:11.55)	0:23.61 (0:11.68)	0:11.93 (0:11.93)							
Rank	TAB	Horse/Jockey	Barrier	Top Speed [km/h]	Fastest Section							Margin	Distance Travelled [m]	
1	7	MISS BACALL Sean Cormack	13	66.0 1000m	0:11.08 1000m	1:11.24 [1] (0:13.90)	0:57.34 [2] (0:11.08)	0:46.26 [3] (0:11.24)	0:35.02 [2] (0:11.51)	0:23.51 [2] (0:11.58)	0:11.93 [1] (0:11.93)	1:11.24	0:35.02	
2	16	ALLEZBEC Georgina Cartwright	1	66.1 1000m	0:11.09 1000m	1:11.87 [2] (0:14.13)	0:57.74 [6] (0:11.09)	0:46.65 [4] (0:11.31)	0:35.34 [4] (0:11.75)	0:23.59 [6] (0:11.82)	0:11.77 [5] (0:11.77)	3.5L	0:35.34	-7
3	19	SUNCRAFT Cecily Eaton	10	66.8 1000m	0:10.98 1000m	1:12.09 [3] (0:14.44)	0:57.65 [8] (0:10.98)	0:46.67 [7] (0:11.18)	0:35.49 [6] (0:11.58)	0:23.91 [5] (0:11.76)	0:12.15 [3] (0:12.15)	4.8L	0:35.49	+2
4	10	ARTEZZA Elione Chaves	4	65.5 1000m	0:11.14 1000m	1:12.19 [4] (0:14.37)	0:57.82 [7] (0:11.14)	0:46.68 [8] (0:11.46)	0:35.22 [9] (0:11.67)	0:23.55 [9] (0:11.72)	0:11.83 [8] (0:11.83)	5.3L	0:35.22	-5
5	5	SUENITO Anthony Allen	8	68.2 1000m	0:10.78 1000m	1:12.45 [5] (0:14.00)	0:58.45 [3] (0:10.78)	0:47.67 [1] (0:11.30)	0:36.37 [1] (0:11.55)	0:24.82 [1] (0:12.00)	0:12.82 [2] (0:12.82)	6.8L	0:36.37	-4
6	2	ALL ABOUT LEWIS Dan McGillivray	3	65.8 1000m	0:11.22 1000m	1:12.59 [6] (0:14.01)	0:58.58 [4] (0:11.22)	0:47.36 [5] (0:11.33)	0:36.03 [5] (0:11.57)	0:24.46 [4] (0:11.81)	0:12.65 [4] (0:12.65)	7.6L	0:36.03	-2
7	18	A BIT BAZARRE Kirk Matheson	7	64.7 800m	0:11.28 800m	1:12.71 [7] (0:14.06)	0:58.65 [5] (0:11.36)	0:47.29 [6] (0:11.28)	0:36.01 [7] (0:11.63)	0:24.38 [7] (0:11.92)	0:12.46 [6] (0:12.46)	8.1L	0:36.01	-1
8	17	WHYTEEPEE Scott Galloway	5	65.5 1000m	0:11.18 1000m	1:12.87 [8] (0:14.47)	0:58.40 [9] (0:11.18)	0:47.22 [9] (0:11.30)	0:35.92 [8] (0:11.57)	0:24.35 [8] (0:11.88)	0:12.47 [9] (0:12.47)	8.9L	0:35.92	+3
9	8	LAZULITE Corey Bayliss	11	66.1 1000m	0:11.03 1000m	1:13.55 [9] (0:13.82)	0:59.73 [1] (0:11.03)	0:48.70 [2] (0:11.44)	0:37.26 [3] (0:11.77)	0:25.49 [3] (0:12.25)	0:13.24 [7] (0:13.24)	12.9L	0:37.26	-4

Scratched: Love On Display (#13), Moonlight Kicks (#15), Ashmolean (#11), Van D'oro (#20), Puzzle Designer (#4), Masonry Man (#1), Crusader Razor (#6), Parchemin (#9), French Riviera (#12), Lunar Eight (



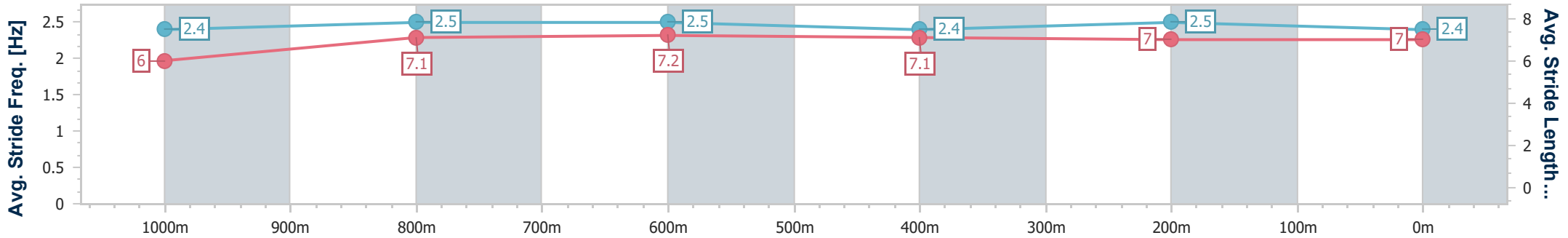
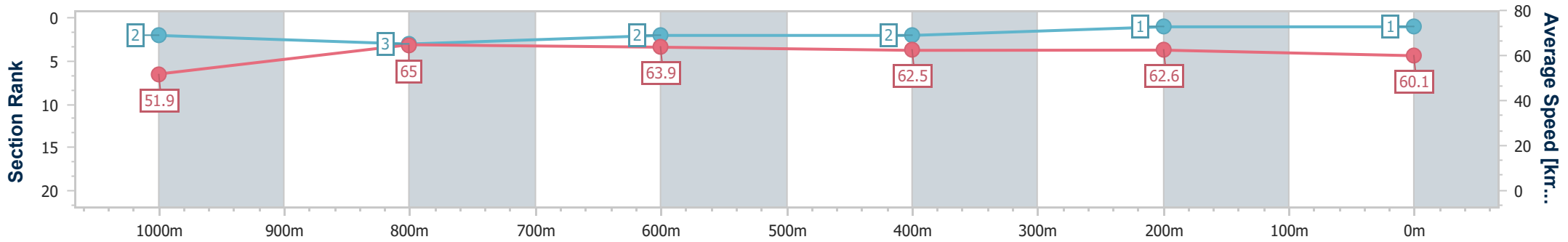
Horse/Jockey Name	Miss Bacall
Final Rank	1
Fastest Section Time (Section)	0:11.08 (1000m)
Top Speed [km/h] (Section)	66.0 (1000m)
Race State	Finished



Ipswich QLD Professional
 Race 5: GREAT NORTHERN Maiden Handicap - 1200m
 27 January 2024 - 16:50
 Track Rating: Good 4, Weather: Fine, Rail Position: True



Section	Overall	1000m	800m	600m	400m	200m
Section Times	1:11.24 [1] (0:13.90)	0:57.34 [2] (0:11.08)	0:46.26 [3] (0:11.24)	0:35.02 [2] (0:11.51)	0:23.51 [2] (0:11.58)	0:11.93 [1] (0:11.93)
Average Speed [km/h]	51.9	65.0	63.9	62.5	62.6	60.1
Top Speed [km/h]	61.9	66.0	65.9	64.7	63.2	62.9
Avg. Dist. to Rail [m]	8.2	1.4	0.2	0.4	0.6	1.5
Avg. Stride Freq. [Hz]	2.4	2.5	2.5	2.4	2.5	2.4
Avg. Stride Length [m]	6.0	7.1	7.2	7.1	7.0	7.0



- [] Ranking at each section and finish
- .-.- No data available at this section
- NA No data available



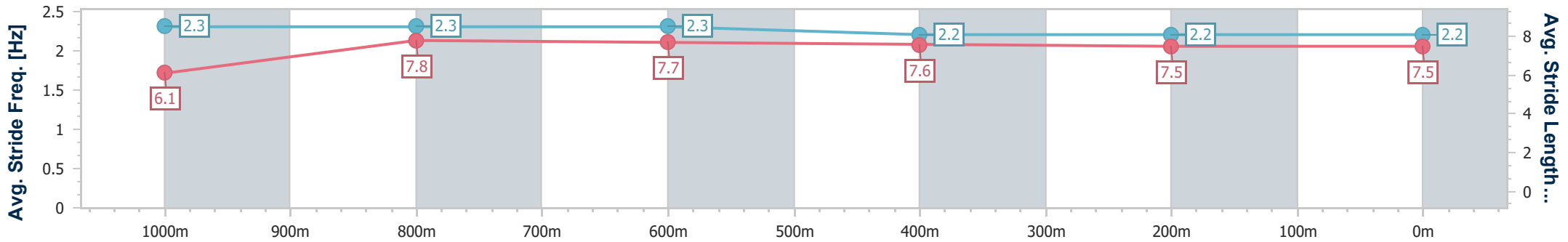
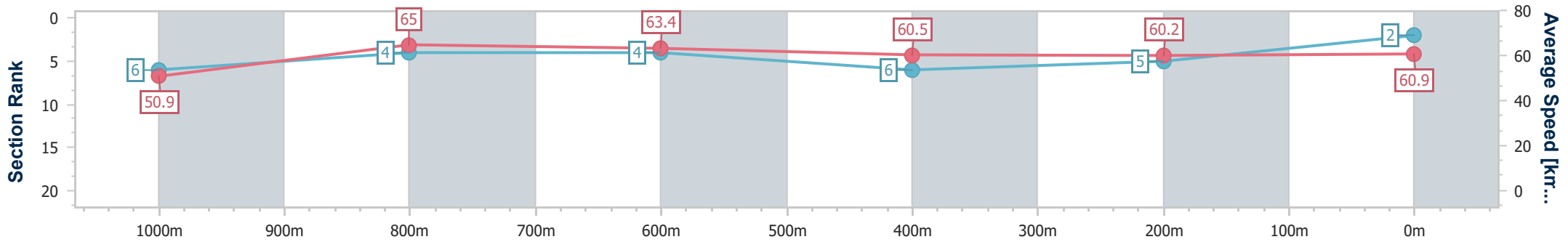
Horse/Jockey Name	Allezbec
Final Rank	2
Fastest Section Time (Section)	0:11.09 (1000m)
Top Speed [km/h] (Section)	66.1 (1000m)
Race State	Finished



Ipswich QLD Professional
 Race 5: GREAT NORTHERN Maiden Handicap - 1200m
 27 January 2024 - 16:50
 Track Rating: Good 4, Weather: Fine, Rail Position: True



Section	Overall	1000m	800m	600m	400m	200m
Section Times	1:11.87 [2] (0:14.13)	0:57.74 [6] (0:11.09)	0:46.65 [4] (0:11.31)	0:35.34 [4] (0:11.75)	0:23.59 [6] (0:11.82)	0:11.77 [5]
Average Speed [km/h]	50.9	65.0	63.4	60.5	60.2	60.9
Top Speed [km/h]	61.5	66.1	65.4	63.8	61.8	62.2
Avg. Dist. to Rail [m]	1.6	0.4	1.4	1.4	0.7	1.0
Avg. Stride Freq. [Hz]	2.3	2.3	2.3	2.2	2.2	2.2
Avg. Stride Length [m]	6.1	7.8	7.7	7.6	7.5	7.5



- [] Ranking at each section and finish
- .-.- No data available at this section
- NA No data available



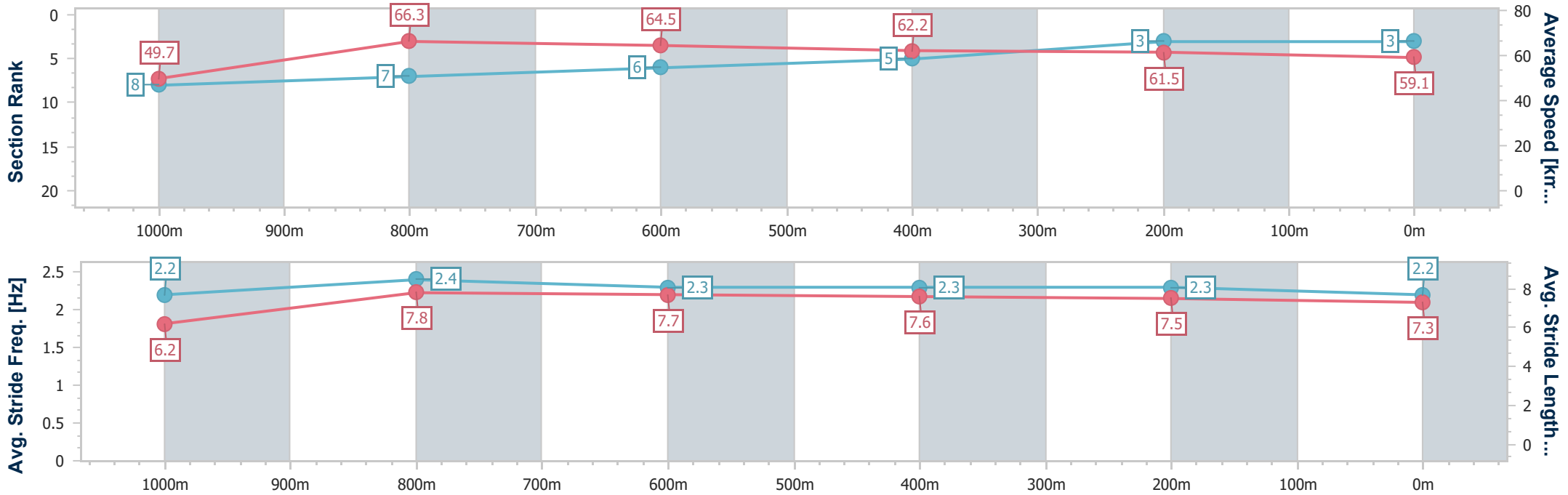
Horse/Jockey Name	Suncraft
Final Rank	3
Fastest Section Time (Section)	0:10.98 (1000m)
Top Speed [km/h] (Section)	66.8 (1000m)
Race State	Finished



Ipswich QLD Professional
 Race 5: GREAT NORTHERN Maiden Handicap - 1200m
 27 January 2024 - 16:50
 Track Rating: Good 4, Weather: Fine, Rail Position: True



Section	Overall	1000m	800m	600m	400m	200m
Section Times	1:12.09 [3] (0:14.44)	0:57.65 [8] (0:10.98)	0:46.67 [7] (0:11.18)	0:35.49 [6] (0:11.58)	0:23.91 [5] (0:11.76)	0:12.15 [3] (0:12.15)
Average Speed [km/h]	49.7	66.3	64.5	62.2	61.5	59.1
Top Speed [km/h]	60.1	66.8	66.6	65.2	62.8	62.1
Avg. Dist. to Rail [m]	7.2	2.5	0.6	0.2	2.1	3.5
Avg. Stride Freq. [Hz]	2.2	2.4	2.3	2.3	2.3	2.2
Avg. Stride Length [m]	6.2	7.8	7.7	7.6	7.5	7.3



- [] Ranking at each section and finish
- .-.- No data available at this section
- NA No data available



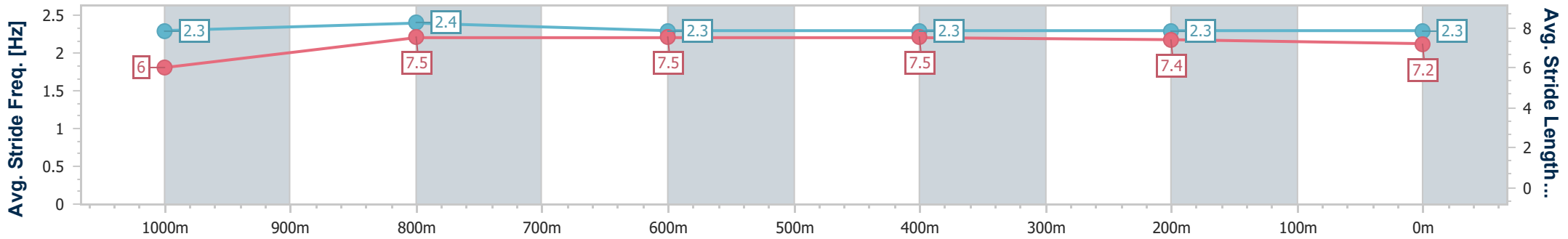
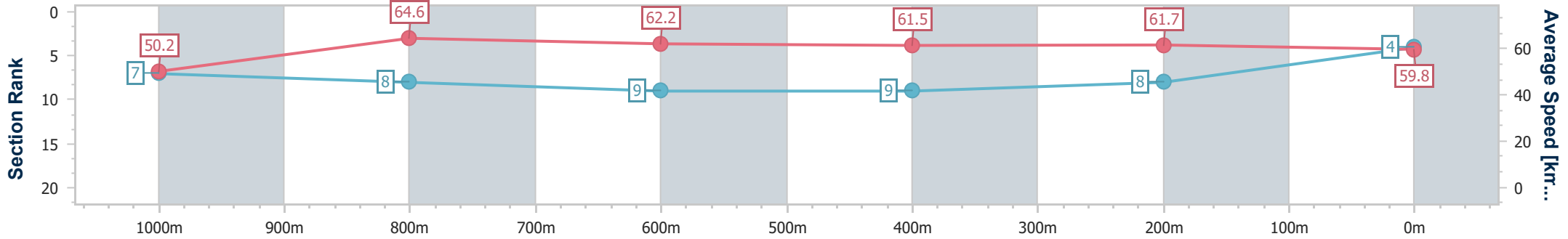
Horse/Jockey Name	Artezza
Final Rank	4
Fastest Section Time (Section)	0:11.14 (1000m)
Top Speed [km/h] (Section)	65.5 (1000m)
Race State	Finished



Ipswich QLD Professional
 Race 5: GREAT NORTHERN Maiden Handicap - 1200m
 27 January 2024 - 16:50
 Track Rating: Good 4, Weather: Fine, Rail Position: True



Section	Overall	1000m	800m	600m	400m	200m
Section Times	1:12.19 [4] (0:14.37)	0:57.82 [7] (0:11.14)	0:46.68 [8] (0:11.46)	0:35.22 [9] (0:11.67)	0:23.55 [9] (0:11.72)	0:11.83 [8]
Average Speed [km/h]	50.2	64.6	62.2	61.5	61.7	59.8
Top Speed [km/h]	60.6	65.5	65.1	63.1	62.1	62.0
Avg. Dist. to Rail [m]	4.1	0.6	1.4	1.5	0.5	0.4
Avg. Stride Freq. [Hz]	2.3	2.4	2.3	2.3	2.3	2.3
Avg. Stride Length [m]	6.0	7.5	7.5	7.5	7.4	7.2



- [] Ranking at each section and finish
- .-.- No data available at this section
- NA No data available



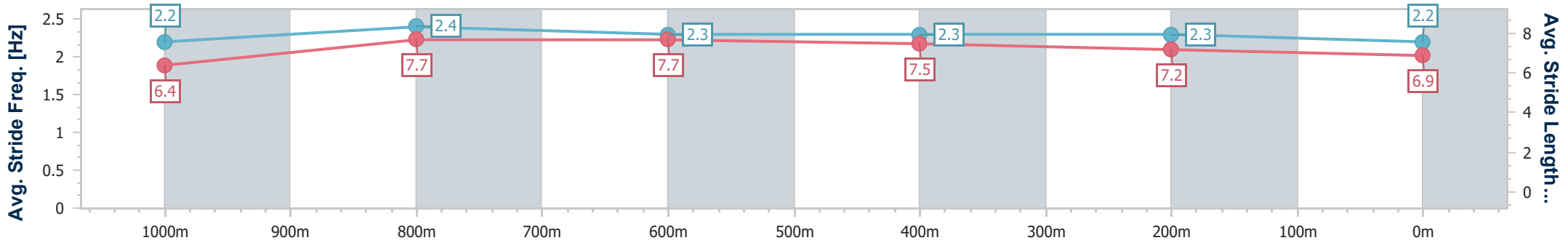
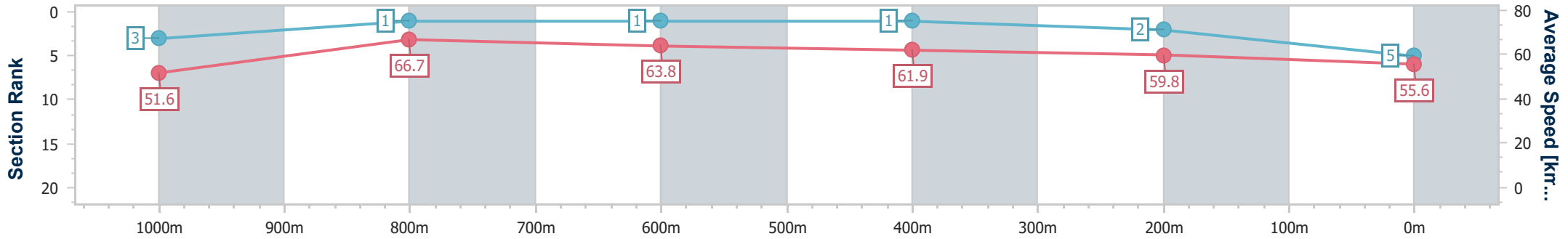
Horse/Jockey Name	Suenito
Final Rank	5
Fastest Section Time (Section)	0:10.78 (1000m)
Top Speed [km/h] (Section)	68.2 (1000m)
Race State	Finished



Ipswich QLD Professional
 Race 5: GREAT NORTHERN Maiden Handicap - 1200m
 27 January 2024 - 16:50
 Track Rating: Good 4, Weather: Fine, Rail Position: True



Section	Overall	1000m	800m	600m	400m	200m
Section Times	1:12.45 [5] (0:14.00)	0:58.45 [3] (0:10.78)	0:47.67 [1] (0:11.30)	0:36.37 [1] (0:11.55)	0:24.82 [1] (0:12.00)	0:12.82 [2] (0:12.82)
Average Speed [km/h]	51.6	66.7	63.8	61.9	59.8	55.6
Top Speed [km/h]	62.0	68.2	68.0	63.9	62.8	60.1
Avg. Dist. to Rail [m]	6.8	2.6	1.0	1.3	0.7	1.9
Avg. Stride Freq. [Hz]	2.2	2.4	2.3	2.3	2.3	2.2
Avg. Stride Length [m]	6.4	7.7	7.7	7.5	7.2	6.9



- [] Ranking at each section and finish
- .-.- No data available at this section
- NA No data available



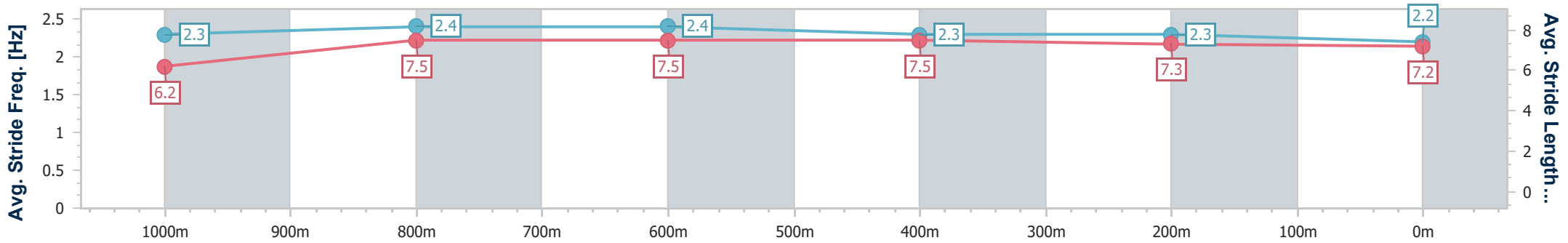
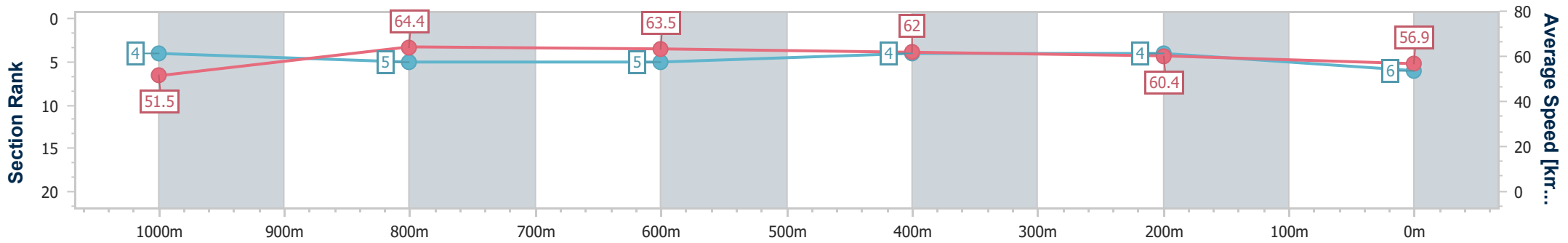
Horse/Jockey Name	All About Lewis
Final Rank	6
Fastest Section Time (Section)	0:11.22 (1000m)
Top Speed [km/h] (Section)	65.8 (1000m)
Race State	Finished



Ipswich QLD Professional
 Race 5: GREAT NORTHERN Maiden Handicap - 1200m
 27 January 2024 - 16:50
 Track Rating: Good 4, Weather: Fine, Rail Position: True



Section	Overall	1000m	800m	600m	400m	200m
Section Times	1:12.59 [6] (0:14.01)	0:58.58 [4] (0:11.22)	0:47.36 [5] (0:11.33)	0:36.03 [5] (0:11.57)	0:24.46 [4] (0:11.81)	0:12.65 [4] (0:12.65)
Average Speed [km/h]	51.5	64.4	63.5	62.0	60.4	56.9
Top Speed [km/h]	61.2	65.8	65.0	64.4	62.7	61.3
Avg. Dist. to Rail [m]	3.7	1.9	0.4	0.4	1.0	2.9
Avg. Stride Freq. [Hz]	2.3	2.4	2.4	2.3	2.3	2.2
Avg. Stride Length [m]	6.2	7.5	7.5	7.5	7.3	7.2



- [] Ranking at each section and finish
- .-.- No data available at this section
- NA No data available



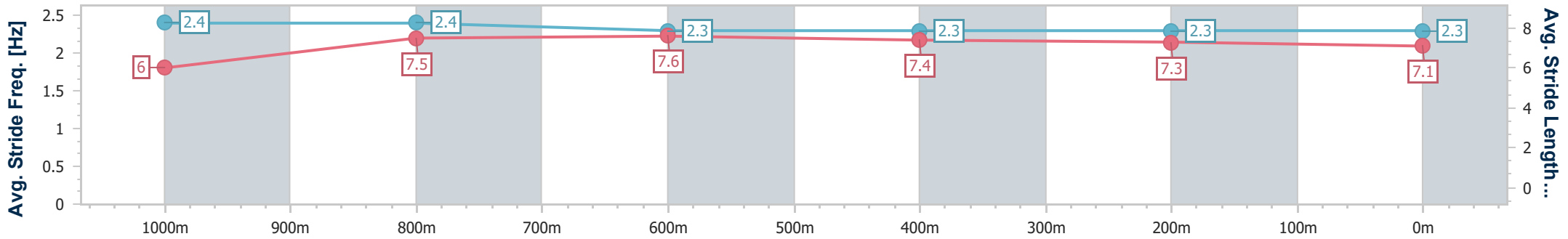
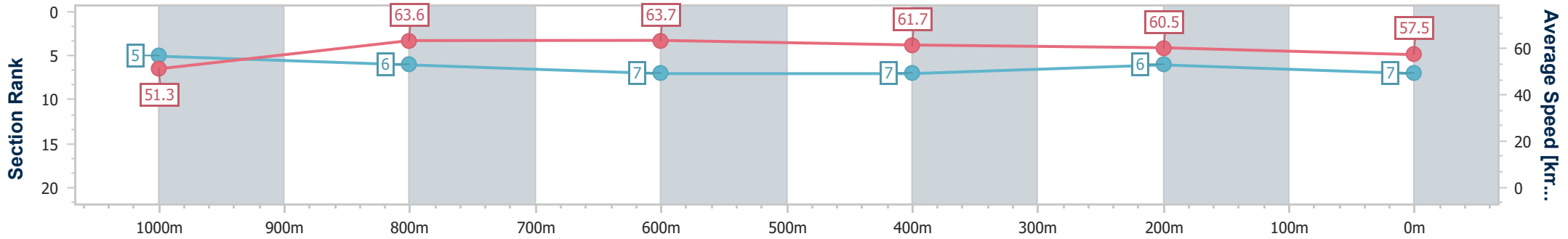
Horse/Jockey Name	A Bit Bazarre
Final Rank	7
Fastest Section Time (Section)	0:11.28 (800m)
Top Speed [km/h] (Section)	64.7 (800m)
Race State	Finished



Ipswich QLD Professional
 Race 5: GREAT NORTHERN Maiden Handicap - 1200m
 27 January 2024 - 16:50
 Track Rating: Good 4, Weather: Fine, Rail Position: True



Section	Overall	1000m	800m	600m	400m	200m
Section Times	1:12.71 [7] (0:14.06)	0:58.65 [5] (0:11.36)	0:47.29 [6] (0:11.28)	0:36.01 [7] (0:11.63)	0:24.38 [7] (0:11.92)	0:12.46 [6] (0:12.46)
Average Speed [km/h]	51.3	63.6	63.7	61.7	60.5	57.5
Top Speed [km/h]	61.3	64.7	64.7	64.5	62.5	61.1
Avg. Dist. to Rail [m]	6.0	1.7	0.2	0.3	1.2	3.5
Avg. Stride Freq. [Hz]	2.4	2.4	2.3	2.3	2.3	2.3
Avg. Stride Length [m]	6.0	7.5	7.6	7.4	7.3	7.1



- [] Ranking at each section and finish
- .-.- No data available at this section
- NA No data available



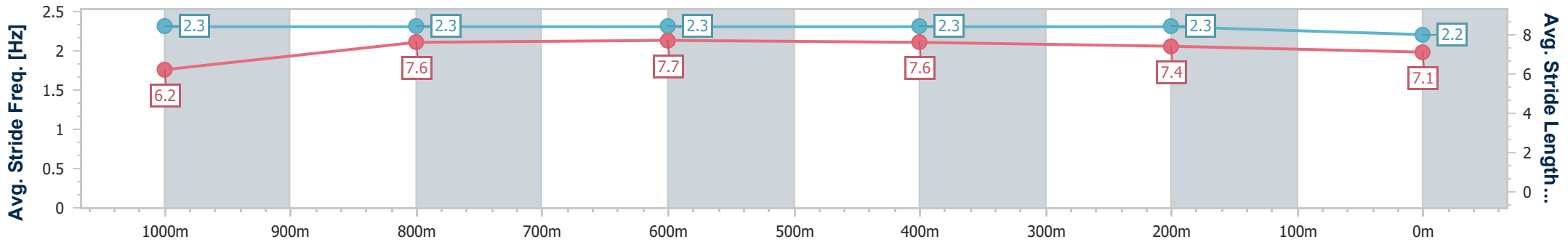
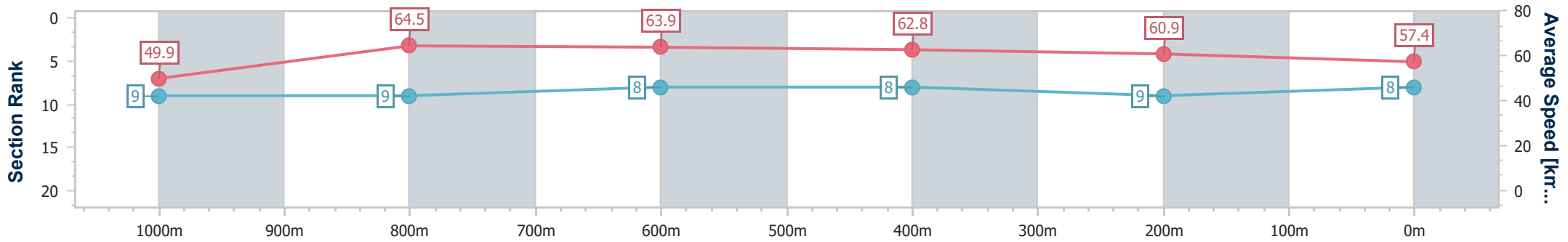
Horse/Jockey Name	Whyteepee
Final Rank	8
Fastest Section Time (Section)	0:11.18 (1000m)
Top Speed [km/h] (Section)	65.5 (1000m)
Race State	Finished



Ipswich QLD Professional
 Race 5: GREAT NORTHERN Maiden Handicap - 1200m
 27 January 2024 - 16:50
 Track Rating: Good 4, Weather: Fine, Rail Position: True



Section	Overall	1000m	800m	600m	400m	200m
Section Times	1:12.87 [8] (0:14.47)	0:58.40 [9] (0:11.18)	0:47.22 [9] (0:11.30)	0:35.92 [8] (0:11.57)	0:24.35 [8] (0:11.88)	0:12.47 [9] (0:12.47)
Average Speed [km/h]	49.9	64.5	63.9	62.8	60.9	57.4
Top Speed [km/h]	60.0	65.5	65.2	64.7	62.8	61.6
Avg. Dist. to Rail [m]	5.4	1.9	0.5	0.5	2.5	6.0
Avg. Stride Freq. [Hz]	2.3	2.3	2.3	2.3	2.3	2.2
Avg. Stride Length [m]	6.2	7.6	7.7	7.6	7.4	7.1



- [] Ranking at each section and finish
- .-.- No data available at this section
- NA No data available



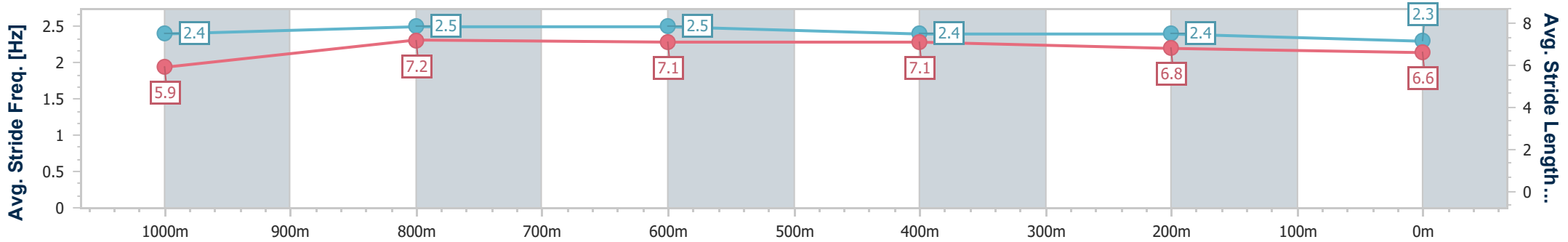
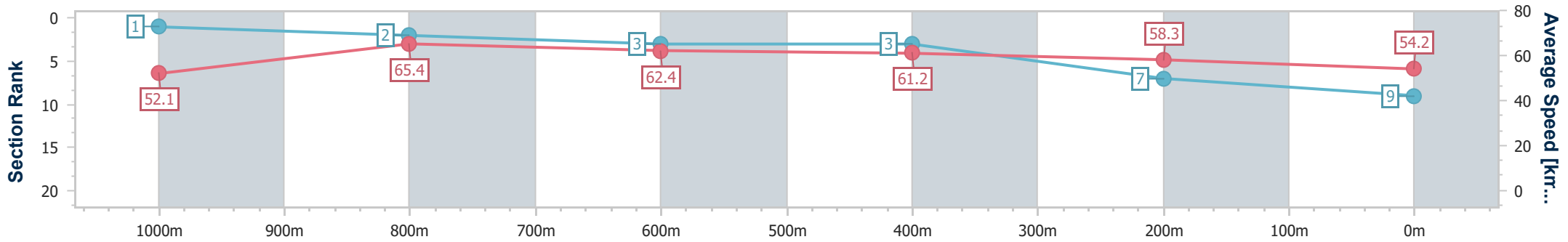
Horse/Jockey Name	Lazulite
Final Rank	9
Fastest Section Time (Section)	0:11.03 (1000m)
Top Speed [km/h] (Section)	66.1 (1000m)
Race State	Finished



Ipswich QLD Professional
 Race 5: GREAT NORTHERN Maiden Handicap - 1200m
 27 January 2024 - 16:50
 Track Rating: Good 4, Weather: Fine, Rail Position: True



Section	Overall	1000m	800m	600m	400m	200m
Section Times	1:13.55 [9] (0:13.82)	0:59.73 [1] (0:11.03)	0:48.70 [2] (0:11.44)	0:37.26 [3] (0:11.77)	0:25.49 [3] (0:12.25)	0:13.24 [7] (0:13.24)
Average Speed [km/h]	52.1	65.4	62.4	61.2	58.3	54.2
Top Speed [km/h]	62.0	66.1	65.9	63.2	61.6	58.9
Avg. Dist. to Rail [m]	6.5	0.5	0.9	1.0	0.9	0.9
Avg. Stride Freq. [Hz]	2.4	2.5	2.5	2.4	2.4	2.3
Avg. Stride Length [m]	5.9	7.2	7.1	7.1	6.8	6.6



- [] Ranking at each section and finish
- .-.- No data available at this section
- NA No data available