



**Ipswich QLD Professional**  
**Race 6: BARRIER REEF POOLS Fillies & Mares RATINGS BAND 0 - 58**  
**Handicap - 1350m**  
**27 January 2024 - 17:27**



Track Rating: Good 4, Weather: Fine, Rail Position: True

| Section     |                                     | Overall              | 1200m                | 1000m                | 800m                      | 600m                      | 400m                      | Last 600m                 |                           |                           |         |    |
|-------------|-------------------------------------|----------------------|----------------------|----------------------|---------------------------|---------------------------|---------------------------|---------------------------|---------------------------|---------------------------|---------|----|
| Field Times |                                     | 1:21.44<br>(0:11.37) | 1:10.07<br>(0:11.29) | 0:58.78<br>(0:11.57) | 0:47.21<br>(0:11.87)      | 0:35.34<br>(0:11.80)      | 0:23.54<br>(0:11.53)      | 0:35.34                   |                           |                           |         |    |
| Rank        | TAB Horse/Jockey                    | Barrier              | Top Speed [km/h]     | Fastest Section      |                           |                           |                           |                           | Distance Travelled [m]    |                           |         |    |
| 1           | 3 JENNI INDA JUNGLE<br>Yvette Lewis | 2                    | 64.7<br>1200m        | 0:11.29<br>1200m     | 1:21.44 [1]<br>(0:11.37)  | 1:10.07 [1]<br>(0:11.29)  | 0:58.78 [1]<br>(0:11.57)  | 0:47.21 [1]<br>(0:11.87)  | 0:35.34 [1]<br>(0:11.80)  | 0:23.54 [1]<br>(0:11.53)  | 0:35.34 |    |
| 2           | 14 ALPHA JANE<br>Jai Williams       | 8                    | 66.5<br>1200m        | 0:11.12<br>1200m     | 1:21.73 [2]<br>(0:11.78)  | 1:09.95 [7]<br>(0:11.12)  | 0:58.83 [4]<br>(0:11.43)  | 0:47.40 [3]<br>(0:11.93)  | 0:35.47 [3]<br>(0:11.75)  | 0:23.72 [3]<br>(0:11.68)  | 0:35.47 | +5 |
| 3           | 11 PHEEBLE'S SPIRIT<br>Jason Taylor | 14                   | 65.5<br>1200m        | 0:11.34<br>1200m     | 1:22.04 [3]<br>(0:11.85)  | 1:10.19 [8]<br>(0:11.34)  | 0:58.85 [8]<br>(0:11.63)  | 0:47.22 [8]<br>(0:11.85)  | 0:35.37 [8]<br>(0:11.77)  | 0:23.60 [7]<br>(0:11.56)  | 0:35.37 | +7 |
| 4           | 9 STEAL THE FIELD<br>Anthony Allen  | 3                    | 64.9<br>1200m        | 0:11.29<br>1200m     | 1:22.13 [4]<br>(0:11.73)  | 1:10.40 [6]<br>(0:11.29)  | 0:59.11 [7]<br>(0:11.49)  | 0:47.62 [5]<br>(0:11.81)  | 0:35.81 [5]<br>(0:11.86)  | 0:23.95 [5]<br>(0:11.62)  | 0:35.81 | +0 |
| 5           | 4 SO GREYSFUL<br>Scott Galloway     | 4                    | 65.4<br>1200m        | 0:11.21<br>1200m     | 1:22.23 [5]<br>(0:11.73)  | 1:10.50 [5]<br>(0:11.21)  | 0:59.29 [5]<br>(0:11.58)  | 0:47.71 [6]<br>(0:11.91)  | 0:35.80 [6]<br>(0:11.78)  | 0:24.02 [6]<br>(0:11.84)  | 0:35.80 | +4 |
| 6           | 12 TORQUE ESPAGNA<br>Emily Lang     | 1                    | 63.7<br>1200m        | 0:11.43<br>1200m     | 1:22.25 [6]<br>(0:11.54)  | 1:10.71 [3]<br>(0:11.43)  | 0:59.28 [6]<br>(0:11.75)  | 0:47.53 [7]<br>(0:11.92)  | 0:35.61 [7]<br>(0:11.82)  | 0:23.79 [8]<br>(0:11.69)  | 0:35.61 | +2 |
| 7           | 15 WHISTLE HOFF<br>Sean Cormack     | 10                   | 64.7<br>1200m        | 0:11.45<br>400m      | 1:22.25 [7]<br>(0:12.08)  | 1:10.17 [10]<br>(0:11.59) | 0:58.58 [12]<br>(0:11.59) | 0:46.99 [11]<br>(0:11.89) | 0:35.10 [11]<br>(0:11.66) | 0:23.44 [12]<br>(0:11.45) | 0:35.10 | +3 |
| 8           | 2 GLEEFILLY<br>Melea Castle         | 6                    | 64.0<br>1200m        | 0:11.44<br>1200m     | 1:22.38 [8]<br>(0:12.09)  | 1:10.29 [11]<br>(0:11.44) | 0:58.85 [11]<br>(0:11.77) | 0:47.08 [12]<br>(0:11.86) | 0:35.22 [12]<br>(0:11.49) | 0:23.73 [10]<br>(0:11.57) | 0:35.22 | +5 |
| 9           | 1 ADALISSA<br>Savannah McCann       | 5                    | 64.3<br>1200m        | 0:11.37<br>1200m     | 1:22.38 [9]<br>(0:12.00)  | 1:10.38 [9]<br>(0:11.37)  | 0:59.01 [10]<br>(0:11.61) | 0:47.40 [9]<br>(0:11.90)  | 0:35.50 [9]<br>(0:11.74)  | 0:23.76 [9]<br>(0:11.68)  | 0:35.50 | +5 |
| 10          | 8 LATE NIGHT DEVIL<br>Corey Bayliss | 12                   | 65.7<br>1200m        | 0:11.22<br>1200m     | 1:22.61 [10]<br>(0:11.62) | 1:10.99 [4]<br>(0:11.22)  | 0:59.77 [3]<br>(0:11.58)  | 0:48.19 [4]<br>(0:11.88)  | 0:36.31 [4]<br>(0:11.82)  | 0:24.49 [4]<br>(0:11.93)  | 0:36.31 | +9 |

Scratched: Miss Shu (#7), Helen's Dream (#13), Hattusa (#5)

[ ] Ranking at each section and finish  
 -:-:- No data available at this section  
 NA No data available

SCN Saddle cloth number  
 DNF Did not finish  
 DNT Did not track



**Ipswich QLD Professional**  
**Race 6: BARRIER REEF POOLS Fillies & Mares RATINGS BAND 0 - 58**  
**Handicap - 1350m**  
**27 January 2024 - 17:27**



Track Rating: Good 4, Weather: Fine, Rail Position: True

| Section     | Overall              | 1200m                | 1000m                | 800m                 | 600m                 | 400m                 | Last 600m |
|-------------|----------------------|----------------------|----------------------|----------------------|----------------------|----------------------|-----------|
| Field Times | 1:21.44<br>(0:11.37) | 1:10.07<br>(0:11.29) | 0:58.78<br>(0:11.57) | 0:47.21<br>(0:11.87) | 0:35.34<br>(0:11.80) | 0:23.54<br>(0:11.53) | 0:35.34   |

| Rank | TAB | Horse/Jockey       | Barrier | Top Speed [km/h] | Fastest Section | Overall      | 1200m        | 1000m       | 800m         | 600m         | 400m         | Last 600m | Distance Travelled [m] |
|------|-----|--------------------|---------|------------------|-----------------|--------------|--------------|-------------|--------------|--------------|--------------|-----------|------------------------|
| 11   | 10  | CLASSIQUE GAL      | 9       | 67.5             | 0:11.10         | 1:22.67 [11] | 1:10.43 [12] | 0:59.33 [9] | 0:47.66 [10] | 0:35.72 [10] | 0:24.01 [11] | 0:35.72   | +2                     |
|      |     | Justin Stanley     |         | 1200m            | 1200m           | (0:12.24)    | (0:11.10)    | (0:11.67)   | (0:11.94)    | (0:11.71)    | (0:11.62)    |           |                        |
| 12   | 6   | LAGUNA DE CHICABEL | 7       | 64.7             | 0:11.29         | 1:22.79 [12] | 1:11.29 [2]  | 1:00.00 [2] | 0:48.49 [2]  | 0:36.60 [2]  | 0:24.80 [2]  | 0:36.60   | +2                     |
|      |     | Kirk Matheson      |         | 1200m            | 1200m           | (0:11.50)    | (0:11.29)    | (0:11.51)   | (0:11.89)    | (0:11.80)    | (0:11.99)    |           |                        |

Scratched: Miss Shu (#7), Helen's Dream (#13), Hattusa (#5)

[ ] Ranking at each section and finish  
 -:-:-:- No data available at this section  
 NA No data available

SCN Saddle cloth number  
 DNF Did not finish  
 DNT Did not track



**Ipswich QLD Professional**  
**Race 6: BARRIER REEF POOLS Fillies & Mares RATINGS BAND 0 - 58**  
**Handicap - 1350m**  
**27 January 2024 - 17:27**



Track Rating: Good 4, Weather: Fine, Rail Position: True

| Section     |     |                          |         |                  |                 |              | 200m      |  |                        | Last 600m |
|-------------|-----|--------------------------|---------|------------------|-----------------|--------------|-----------|--|------------------------|-----------|
| Field Times |     |                          |         |                  |                 |              | 0:12.01   |  |                        | 0:35.34   |
|             |     |                          |         |                  |                 |              | (0:12.01) |  |                        |           |
| Rank        | TAB | Horse/Jockey             | Barrier | Top Speed [km/h] | Fastest Section | Margin       |           |  | Distance Travelled [m] |           |
| 1           | 3   | <b>JENNI INDA JUNGLE</b> | 2       | 64.7             | 0:11.29         | 0:12.01 [1]  | 1:21.44   |  | 0:35.34                |           |
|             |     | Yvette Lewis             |         | 1200m            | 1200m           | (0:12.01)    |           |  |                        |           |
| 2           | 14  | <b>ALPHA JANE</b>        | 8       | 66.5             | 0:11.12         | 0:12.04 [2]  | 1.5L      |  | 0:35.47 +5             |           |
|             |     | Jai Williams             |         | 1200m            | 1200m           | (0:12.04)    |           |  |                        |           |
| 3           | 11  | <b>PHEEBLE'S SPIRIT</b>  | 14      | 65.5             | 0:11.34         | 0:12.04 [5]  | 3.3L      |  | 0:35.37 +7             |           |
|             |     | Jason Taylor             |         | 1200m            | 1200m           | (0:12.04)    |           |  |                        |           |
| 4           | 9   | <b>STEAL THE FIELD</b>   | 3       | 64.9             | 0:11.29         | 0:12.33 [3]  | 3.8L      |  | 0:35.81 +0             |           |
|             |     | Anthony Allen            |         | 1200m            | 1200m           | (0:12.33)    |           |  |                        |           |
| 5           | 4   | <b>SO GREYSFUL</b>       | 4       | 65.4             | 0:11.21         | 0:12.18 [7]  | 4.3L      |  | 0:35.80 +4             |           |
|             |     | Scott Galloway           |         | 1200m            | 1200m           | (0:12.18)    |           |  |                        |           |
| 6           | 12  | <b>TORQUE ESPAGNA</b>    | 1       | 63.7             | 0:11.43         | 0:12.10 [8]  | 4.4L      |  | 0:35.61 +2             |           |
|             |     | Emily Lang               |         | 1200m            | 1200m           | (0:12.10)    |           |  |                        |           |
| 7           | 15  | <b>WHISTLE HOFF</b>      | 10      | 64.7             | 0:11.45         | 0:11.99 [10] | 4.5L      |  | 0:35.10 +3             |           |
|             |     | Sean Cormack             |         | 1200m            | 400m            | (0:11.99)    |           |  |                        |           |
| 8           | 2   | <b>GLEEFILLY</b>         | 6       | 64.0             | 0:11.44         | 0:12.16 [9]  | 5.3L      |  | 0:35.22 +5             |           |
|             |     | Melea Castle             |         | 1200m            | 1200m           | (0:12.16)    |           |  |                        |           |
| 9           | 1   | <b>ADALISSA</b>          | 5       | 64.3             | 0:11.37         | 0:12.08 [12] | 5.4L      |  | 0:35.50 +5             |           |
|             |     | Savannah McCann          |         | 1200m            | 1200m           | (0:12.08)    |           |  |                        |           |
| 10          | 8   | <b>LATE NIGHT DEVIL</b>  | 12      | 65.7             | 0:11.22         | 0:12.56 [6]  | 6.7L      |  | 0:36.31 +9             |           |
|             |     | Corey Bayliss            |         | 1200m            | 1200m           | (0:12.56)    |           |  |                        |           |

Scratched: Miss Shu (#7), Helen's Dream (#13), Hattusa (#5)

[ ] Ranking at each section and finish  
 -:-:- No data available at this section  
 NA No data available

SCN Saddle cloth number  
 DNF Did not finish  
 DNT Did not track



**Ipswich QLD Professional**  
**Race 6: BARRIER REEF POOLS Fillies & Mares RATINGS BAND 0 - 58**  
**Handicap - 1350m**  
**27 January 2024 - 17:27**



Track Rating: Good 4, Weather: Fine, Rail Position: True

| Section     |     |                           |         | 200m                 |                 |              |      | Last 600m |                        |    |
|-------------|-----|---------------------------|---------|----------------------|-----------------|--------------|------|-----------|------------------------|----|
| Field Times |     |                           |         | 0:12.01<br>(0:12.01) |                 |              |      | 0:35.34   |                        |    |
| Rank        | TAB | Horse/Jockey              | Barrier | Top Speed [km/h]     | Fastest Section | Margin       |      |           | Distance Travelled [m] |    |
| 11          | 10  | <b>CLASSIQUE GAL</b>      | 9       | 67.5                 | 0:11.10         | 0:12.39 [11] | 7L   |           | 0:35.72                | +2 |
|             |     | Justin Stanley            |         | 1200m                | 1200m           | (0:12.39)    |      |           |                        |    |
| 12          | 6   | <b>LAGUNA DE CHICABEL</b> | 7       | 64.7                 | 0:11.29         | 0:12.81 [4]  | 7.5L |           | 0:36.60                | +2 |
|             |     | Kirk Matheson             |         | 1200m                | 1200m           | (0:12.81)    |      |           |                        |    |

Scratched: Miss Shu (#7), Helen's Dream (#13), Hattusa (#5)

[ ] Ranking at each section and finish  
 -:-:- No data available at this section  
 NA No data available

SCN Saddle cloth number  
 DNF Did not finish  
 DNT Did not track



|                                |                   |
|--------------------------------|-------------------|
| Horse/Jockey Name              | Jenni Inda Jungle |
| Final Rank                     | 1                 |
| Fastest Section Time (Section) | 0:11.29 (1200m)   |
| Top Speed [km/h] (Section)     | 64.7 (1200m)      |
| Race State                     | Finished          |



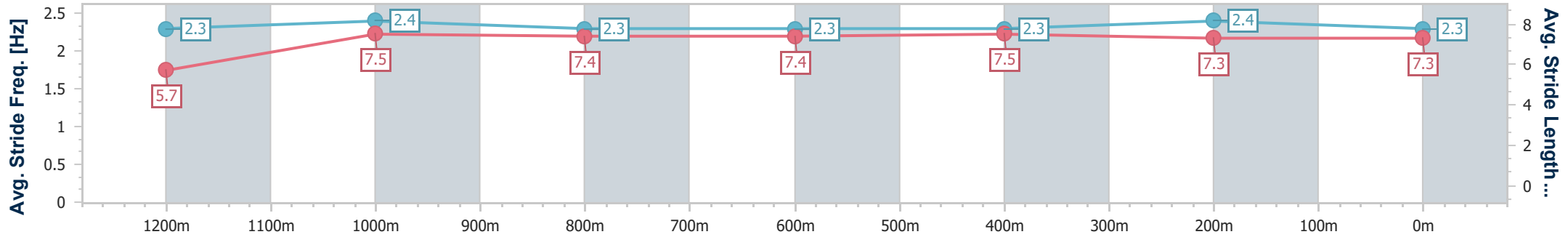
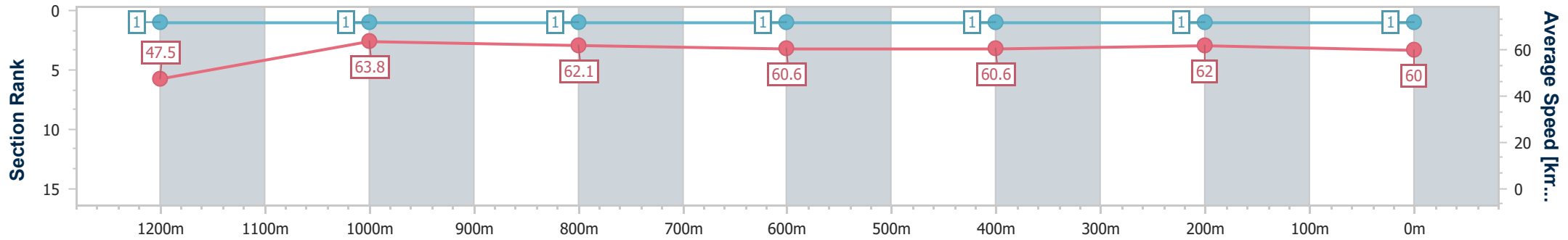
Ipswich QLD Professional  
 Race 6: BARRIER REEF POOLS Fillies & Mares RATINGS  
 BAND 0 - 58 Handicap - 1350m



27 January 2024 - 17:27

Track Rating: Good 4, Weather: Fine, Rail Position: True

| Section                | Overall                  | 1200m                    | 1000m                    | 800m                     | 600m                     | 400m                     | 200m                     |
|------------------------|--------------------------|--------------------------|--------------------------|--------------------------|--------------------------|--------------------------|--------------------------|
| Section Times          | 1:21.44 [1]<br>(0:11.37) | 1:10.07 [1]<br>(0:11.29) | 0:58.78 [1]<br>(0:11.57) | 0:47.21 [1]<br>(0:11.87) | 0:35.34 [1]<br>(0:11.80) | 0:23.54 [1]<br>(0:11.53) | 0:12.01 [1]<br>(0:12.01) |
| Average Speed [km/h]   | 47.5                     | 63.8                     | 62.1                     | 60.6                     | 60.6                     | 62.0                     | 60.0                     |
| Top Speed [km/h]       | 63.4                     | 64.7                     | 63.6                     | 61.6                     | 61.2                     | 63.0                     | 62.3                     |
| Avg. Dist. to Rail [m] | 2.3                      | 1.1                      | 0.3                      | 1.0                      | 1.3                      | 0.8                      | 0.4                      |
| Avg. Stride Freq. [Hz] | 2.3                      | 2.4                      | 2.3                      | 2.3                      | 2.3                      | 2.4                      | 2.3                      |
| Avg. Stride Length [m] | 5.7                      | 7.5                      | 7.4                      | 7.4                      | 7.5                      | 7.3                      | 7.3                      |



- [ ] Ranking at each section and finish
- .-.- No data available at this section
- NA No data available



|                                |                 |
|--------------------------------|-----------------|
| Horse/Jockey Name              | Alpha Jane      |
| Final Rank                     | 2               |
| Fastest Section Time (Section) | 0:11.12 (1200m) |
| Top Speed [km/h] (Section)     | 66.5 (1200m)    |
| Race State                     | Finished        |



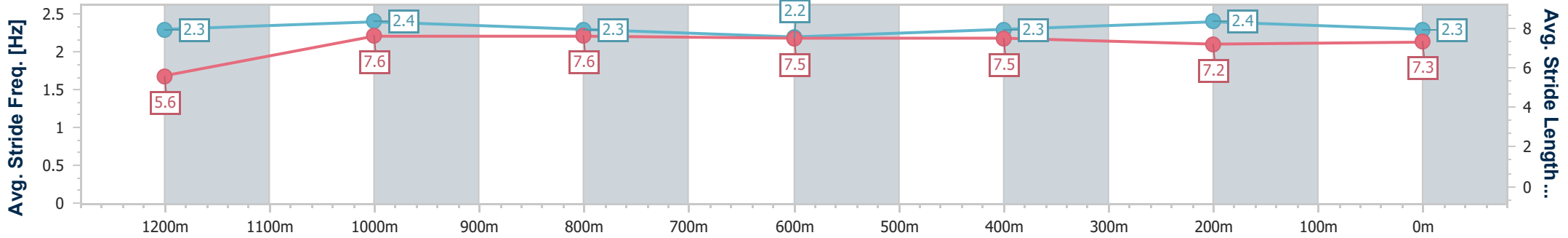
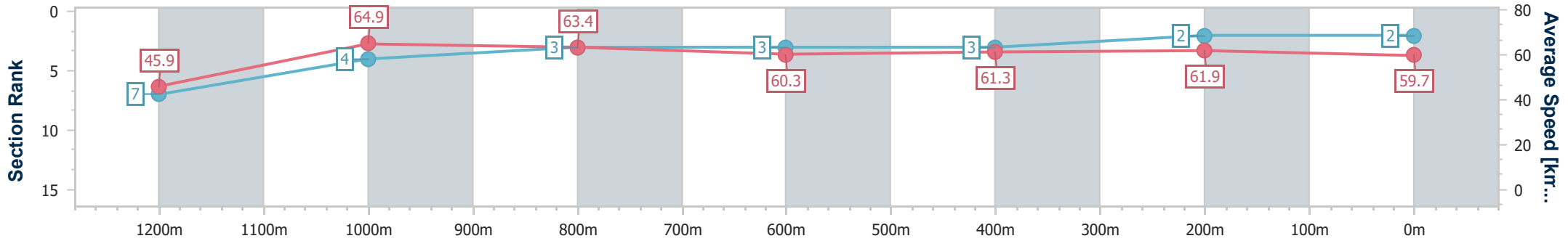
Ipswich QLD Professional  
 Race 6: BARRIER REEF POOLS Fillies & Mares RATINGS  
 BAND 0 - 58 Handicap - 1350m



27 January 2024 - 17:27

Track Rating: Good 4, Weather: Fine, Rail Position: True

| Section                | Overall                  | 1200m                    | 1000m                    | 800m                     | 600m                     | 400m                     | 200m                     |
|------------------------|--------------------------|--------------------------|--------------------------|--------------------------|--------------------------|--------------------------|--------------------------|
| Section Times          | 1:21.73 [2]<br>(0:11.78) | 1:09.95 [7]<br>(0:11.12) | 0:58.83 [4]<br>(0:11.43) | 0:47.40 [3]<br>(0:11.93) | 0:35.47 [3]<br>(0:11.75) | 0:23.72 [3]<br>(0:11.68) | 0:12.04 [2]<br>(0:12.04) |
| Average Speed [km/h]   | 45.9                     | 64.9                     | 63.4                     | 60.3                     | 61.3                     | 61.9                     | 59.7                     |
| Top Speed [km/h]       | 62.7                     | 66.5                     | 66.1                     | 61.4                     | 61.9                     | 62.6                     | 61.4                     |
| Avg. Dist. to Rail [m] | 7.1                      | 3.7                      | 1.8                      | 0.4                      | 0.3                      | 0.9                      | 1.6                      |
| Avg. Stride Freq. [Hz] | 2.3                      | 2.4                      | 2.3                      | 2.2                      | 2.3                      | 2.4                      | 2.3                      |
| Avg. Stride Length [m] | 5.6                      | 7.6                      | 7.6                      | 7.5                      | 7.5                      | 7.2                      | 7.3                      |



- [ ] Ranking at each section and finish
- .-.- No data available at this section
- NA No data available



|                                |                  |
|--------------------------------|------------------|
| Horse/Jockey Name              | Pheeble's Spirit |
| Final Rank                     | 3                |
| Fastest Section Time (Section) | 0:11.34 (1200m)  |
| Top Speed [km/h] (Section)     | 65.5 (1200m)     |
| Race State                     | Finished         |



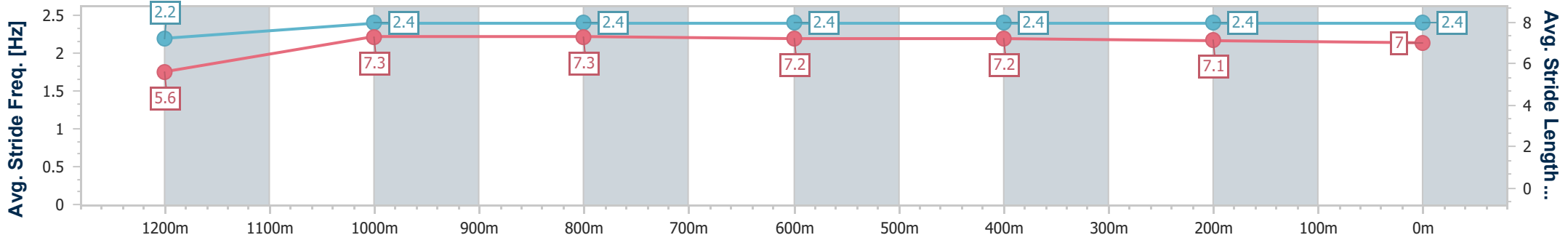
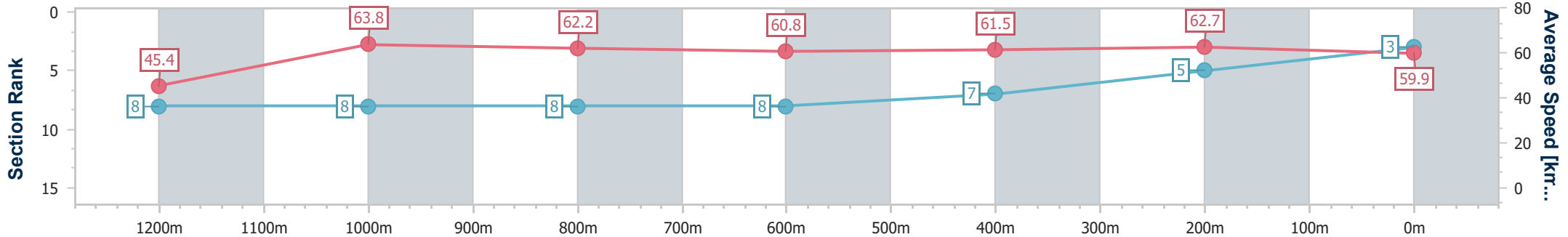
Ipswich QLD Professional  
 Race 6: BARRIER REEF POOLS Fillies & Mares RATINGS  
 BAND 0 - 58 Handicap - 1350m



27 January 2024 - 17:27

Track Rating: Good 4, Weather: Fine, Rail Position: True

| Section                | Overall                  | 1200m                    | 1000m                    | 800m                     | 600m                     | 400m                     | 200m                     |
|------------------------|--------------------------|--------------------------|--------------------------|--------------------------|--------------------------|--------------------------|--------------------------|
| Section Times          | 1:22.04 [3]<br>(0:11.85) | 1:10.19 [8]<br>(0:11.34) | 0:58.85 [8]<br>(0:11.63) | 0:47.22 [8]<br>(0:11.85) | 0:35.37 [8]<br>(0:11.77) | 0:23.60 [7]<br>(0:11.56) | 0:12.04 [5]<br>(0:12.04) |
| Average Speed [km/h]   | 45.4                     | 63.8                     | 62.2                     | 60.8                     | 61.5                     | 62.7                     | 59.9                     |
| Top Speed [km/h]       | 62.6                     | 65.5                     | 63.2                     | 62.1                     | 62.3                     | 63.2                     | 62.5                     |
| Avg. Dist. to Rail [m] | 11.0                     | 3.4                      | 1.7                      | 0.8                      | 1.0                      | 3.0                      | 4.6                      |
| Avg. Stride Freq. [Hz] | 2.2                      | 2.4                      | 2.4                      | 2.4                      | 2.4                      | 2.4                      | 2.4                      |
| Avg. Stride Length [m] | 5.6                      | 7.3                      | 7.3                      | 7.2                      | 7.2                      | 7.1                      | 7.0                      |



- [ ] Ranking at each section and finish
- .-.- No data available at this section
- NA No data available



|                                |                 |
|--------------------------------|-----------------|
| Horse/Jockey Name              | Steal The Field |
| Final Rank                     | 4               |
| Fastest Section Time (Section) | 0:11.29 (1200m) |
| Top Speed [km/h] (Section)     | 64.9 (1200m)    |
| Race State                     | Finished        |



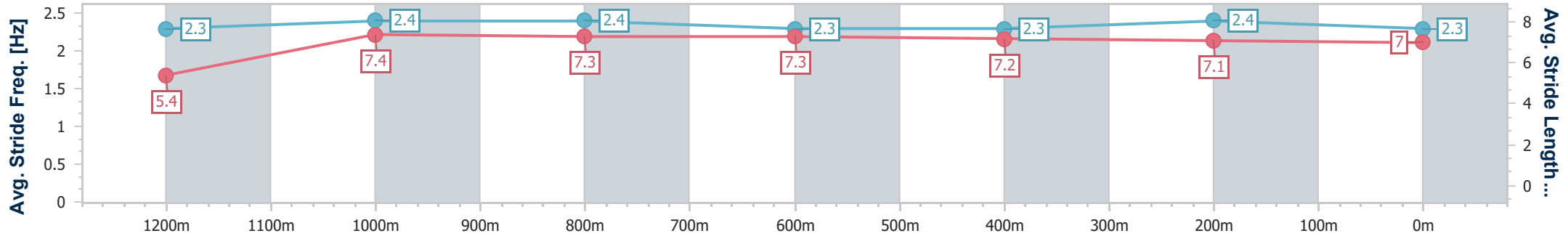
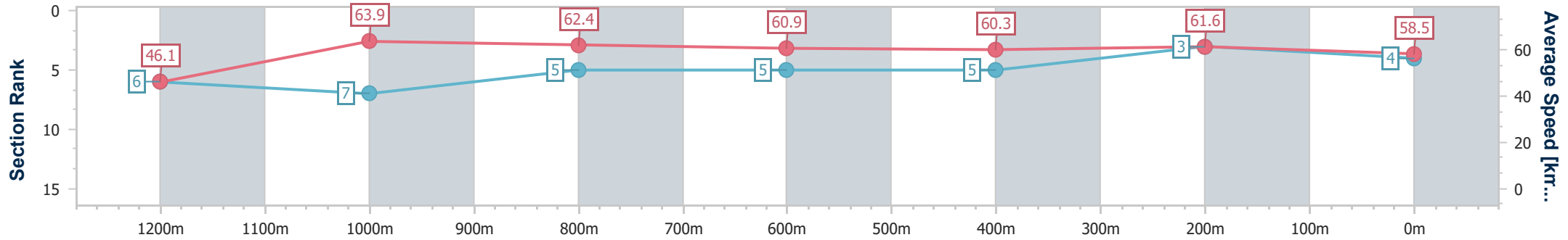
Ipswich QLD Professional  
 Race 6: BARRIER REEF POOLS Fillies & Mares RATINGS  
 BAND 0 - 58 Handicap - 1350m



27 January 2024 - 17:27

Track Rating: Good 4, Weather: Fine, Rail Position: True

| Section                | Overall                  | 1200m                    | 1000m                    | 800m                     | 600m                     | 400m                     | 200m                     |
|------------------------|--------------------------|--------------------------|--------------------------|--------------------------|--------------------------|--------------------------|--------------------------|
| Section Times          | 1:22.13 [4]<br>(0:11.73) | 1:10.40 [6]<br>(0:11.29) | 0:59.11 [7]<br>(0:11.49) | 0:47.62 [5]<br>(0:11.81) | 0:35.81 [5]<br>(0:11.86) | 0:23.95 [5]<br>(0:11.62) | 0:12.33 [3]<br>(0:12.33) |
| Average Speed [km/h]   | 46.1                     | 63.9                     | 62.4                     | 60.9                     | 60.3                     | 61.6                     | 58.5                     |
| Top Speed [km/h]       | 62.3                     | 64.9                     | 63.7                     | 61.7                     | 61.4                     | 62.3                     | 62.1                     |
| Avg. Dist. to Rail [m] | 1.5                      | 1.1                      | 0.3                      | 1.4                      | 1.4                      | 0.9                      | 0.4                      |
| Avg. Stride Freq. [Hz] | 2.3                      | 2.4                      | 2.4                      | 2.3                      | 2.3                      | 2.4                      | 2.3                      |
| Avg. Stride Length [m] | 5.4                      | 7.4                      | 7.3                      | 7.3                      | 7.2                      | 7.1                      | 7.0                      |



- [ ] Ranking at each section and finish
- .-.- No data available at this section
- NA No data available





|                                |                 |
|--------------------------------|-----------------|
| Horse/Jockey Name              | So Greysful     |
| Final Rank                     | 5               |
| Fastest Section Time (Section) | 0:11.21 (1200m) |
| Top Speed [km/h] (Section)     | 65.4 (1200m)    |
| Race State                     | Finished        |



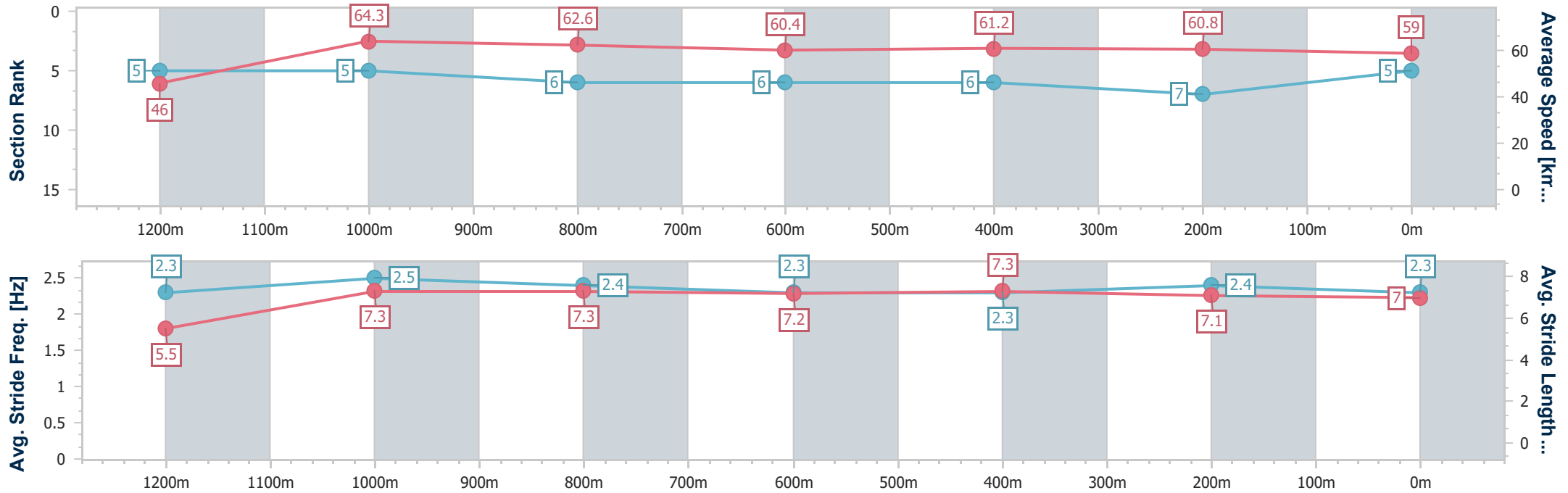
Ipswich QLD Professional  
 Race 6: BARRIER REEF POOLS Fillies & Mares RATINGS  
 BAND 0 - 58 Handicap - 1350m



27 January 2024 - 17:27

Track Rating: Good 4, Weather: Fine, Rail Position: True

| Section                | Overall                  | 1200m                    | 1000m                    | 800m                     | 600m                     | 400m                     | 200m                     |
|------------------------|--------------------------|--------------------------|--------------------------|--------------------------|--------------------------|--------------------------|--------------------------|
| Section Times          | 1:22.23 [5]<br>(0:11.73) | 1:10.50 [5]<br>(0:11.21) | 0:59.29 [5]<br>(0:11.58) | 0:47.71 [6]<br>(0:11.91) | 0:35.80 [6]<br>(0:11.78) | 0:24.02 [6]<br>(0:11.84) | 0:12.18 [7]<br>(0:12.18) |
| Average Speed [km/h]   | 46.0                     | 64.3                     | 62.6                     | 60.4                     | 61.2                     | 60.8                     | 59.0                     |
| Top Speed [km/h]       | 62.7                     | 65.4                     | 64.2                     | 61.8                     | 61.9                     | 62.1                     | 61.5                     |
| Avg. Dist. to Rail [m] | 3.7                      | 2.6                      | 1.8                      | 0.5                      | 0.3                      | 1.0                      | 3.2                      |
| Avg. Stride Freq. [Hz] | 2.3                      | 2.5                      | 2.4                      | 2.3                      | 2.3                      | 2.4                      | 2.3                      |
| Avg. Stride Length [m] | 5.5                      | 7.3                      | 7.3                      | 7.2                      | 7.3                      | 7.1                      | 7.0                      |



- [ ] Ranking at each section and finish
- .-.- No data available at this section
- NA No data available



|                                |                 |
|--------------------------------|-----------------|
| Horse/Jockey Name              | Torque Espagna  |
| Final Rank                     | 6               |
| Fastest Section Time (Section) | 0:11.43 (1200m) |
| Top Speed [km/h] (Section)     | 63.7 (1200m)    |
| Race State                     | Finished        |



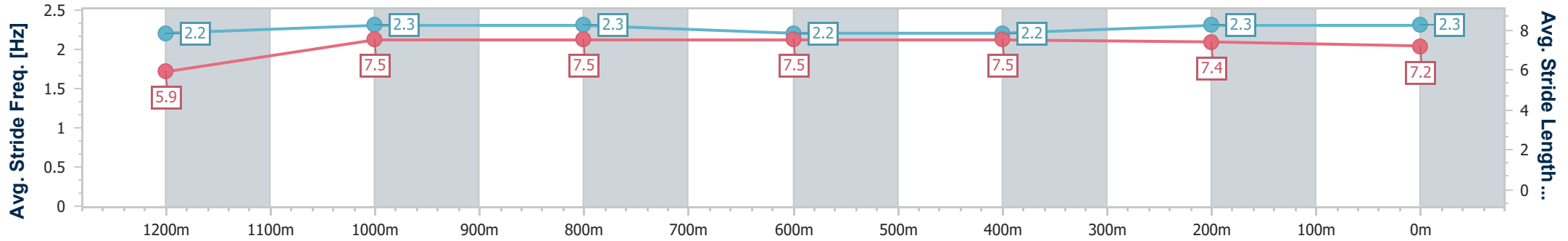
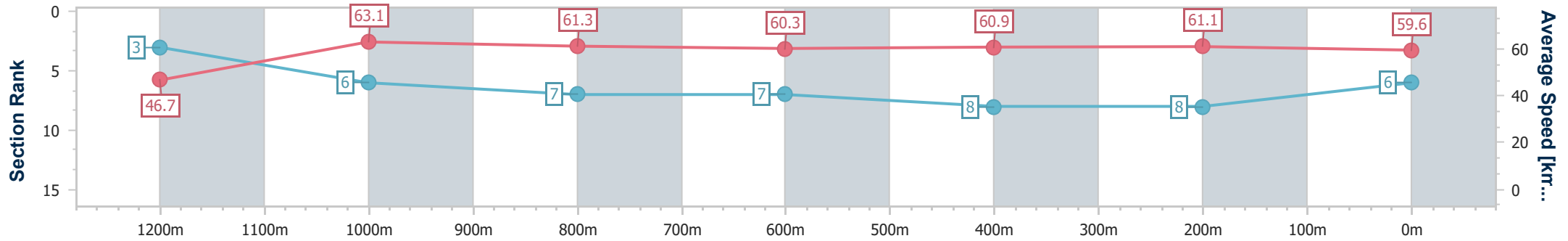
Ipswich QLD Professional  
 Race 6: BARRIER REEF POOLS Fillies & Mares RATINGS  
 BAND 0 - 58 Handicap - 1350m



27 January 2024 - 17:27

Track Rating: Good 4, Weather: Fine, Rail Position: True

| Section                | Overall                  | 1200m                    | 1000m                    | 800m                     | 600m                     | 400m                     | 200m                     |
|------------------------|--------------------------|--------------------------|--------------------------|--------------------------|--------------------------|--------------------------|--------------------------|
| Section Times          | 1:22.25 [6]<br>(0:11.54) | 1:10.71 [3]<br>(0:11.43) | 0:59.28 [6]<br>(0:11.75) | 0:47.53 [7]<br>(0:11.92) | 0:35.61 [7]<br>(0:11.82) | 0:23.79 [8]<br>(0:11.69) | 0:12.10 [8]<br>(0:12.10) |
| Average Speed [km/h]   | 46.7                     | 63.1                     | 61.3                     | 60.3                     | 60.9                     | 61.1                     | 59.6                     |
| Top Speed [km/h]       | 61.0                     | 63.7                     | 63.0                     | 61.1                     | 61.5                     | 61.7                     | 61.2                     |
| Avg. Dist. to Rail [m] | 1.3                      | 0.8                      | 0.2                      | 0.3                      | 0.5                      | 0.5                      | 0.6                      |
| Avg. Stride Freq. [Hz] | 2.2                      | 2.3                      | 2.3                      | 2.2                      | 2.2                      | 2.3                      | 2.3                      |
| Avg. Stride Length [m] | 5.9                      | 7.5                      | 7.5                      | 7.5                      | 7.5                      | 7.4                      | 7.2                      |



- [ ] Ranking at each section and finish
- .-.- No data available at this section
- NA No data available



|                                |                |
|--------------------------------|----------------|
| Horse/Jockey Name              | Whistle Hoff   |
| Final Rank                     | 7              |
| Fastest Section Time (Section) | 0:11.45 (400m) |
| Top Speed [km/h] (Section)     | 64.7 (1200m)   |
| Race State                     | Finished       |



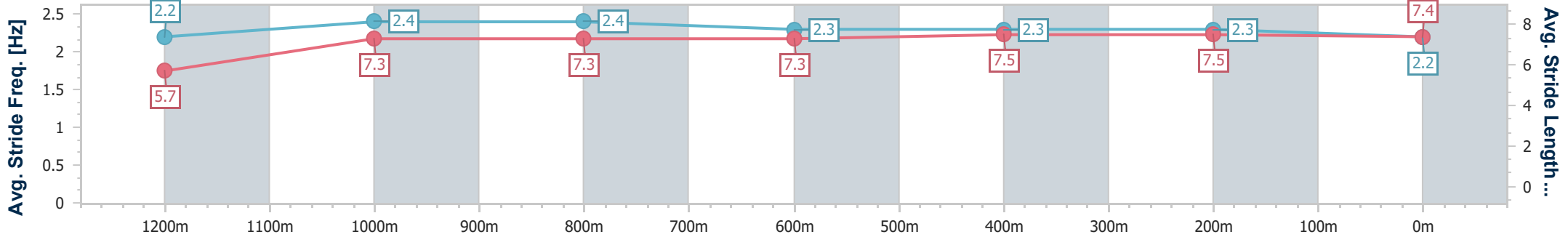
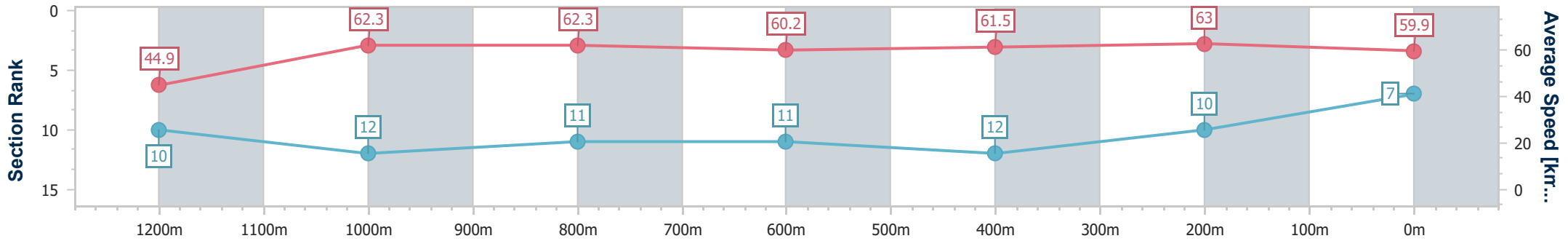
Ipswich QLD Professional  
 Race 6: BARRIER REEF POOLS Fillies & Mares RATINGS  
 BAND 0 - 58 Handicap - 1350m



27 January 2024 - 17:27

Track Rating: Good 4, Weather: Fine, Rail Position: True

| Section                | Overall                  | 1200m                     | 1000m                     | 800m                      | 600m                      | 400m                      | 200m                      |
|------------------------|--------------------------|---------------------------|---------------------------|---------------------------|---------------------------|---------------------------|---------------------------|
| Section Times          | 1:22.25 [7]<br>(0:12.08) | 1:10.17 [10]<br>(0:11.59) | 0:58.58 [12]<br>(0:11.59) | 0:46.99 [11]<br>(0:11.89) | 0:35.10 [11]<br>(0:11.66) | 0:23.44 [12]<br>(0:11.45) | 0:11.99 [10]<br>(0:11.99) |
| Average Speed [km/h]   | 44.9                     | 62.3                      | 62.3                      | 60.2                      | 61.5                      | 63.0                      | 59.9                      |
| Top Speed [km/h]       | 60.7                     | 64.7                      | 64.6                      | 61.1                      | 63.4                      | 63.4                      | 62.4                      |
| Avg. Dist. to Rail [m] | 8.0                      | 3.2                       | 0.4                       | 0.5                       | 0.5                       | 1.2                       | 2.9                       |
| Avg. Stride Freq. [Hz] | 2.2                      | 2.4                       | 2.4                       | 2.3                       | 2.3                       | 2.3                       | 2.2                       |
| Avg. Stride Length [m] | 5.7                      | 7.3                       | 7.3                       | 7.3                       | 7.5                       | 7.5                       | 7.4                       |



- [ ] Ranking at each section and finish
- .-.- No data available at this section
- NA No data available



|                                |                 |
|--------------------------------|-----------------|
| Horse/Jockey Name              | Gleefilly       |
| Final Rank                     | 8               |
| Fastest Section Time (Section) | 0:11.44 (1200m) |
| Top Speed [km/h] (Section)     | 64.0 (1200m)    |
| Race State                     | Finished        |



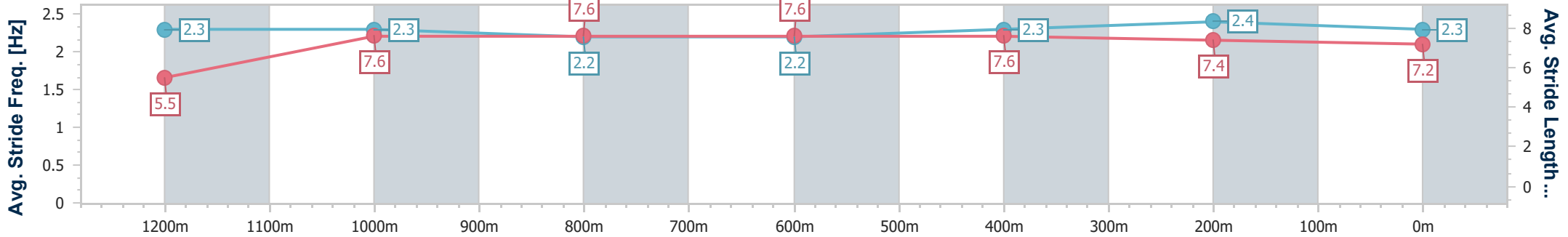
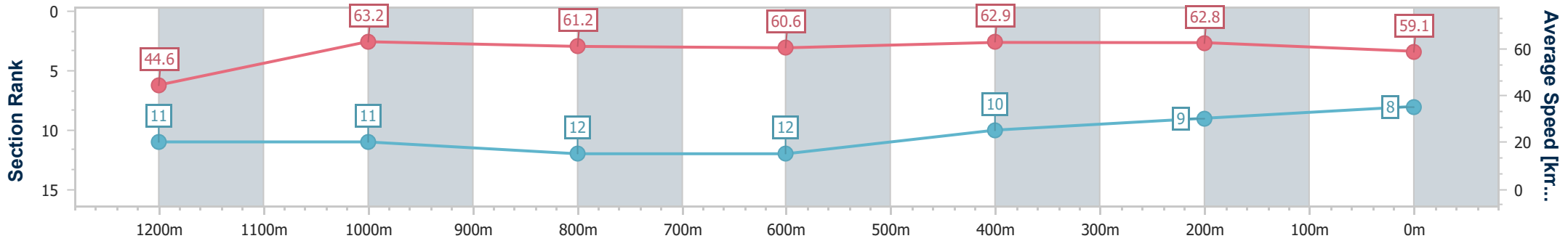
Ipswich QLD Professional  
 Race 6: BARRIER REEF POOLS Fillies & Mares RATINGS  
 BAND 0 - 58 Handicap - 1350m



27 January 2024 - 17:27

Track Rating: Good 4, Weather: Fine, Rail Position: True

| Section                | Overall                  | 1200m                     | 1000m                     | 800m                      | 600m                      | 400m                      | 200m                     |
|------------------------|--------------------------|---------------------------|---------------------------|---------------------------|---------------------------|---------------------------|--------------------------|
| Section Times          | 1:22.38 [8]<br>(0:12.09) | 1:10.29 [11]<br>(0:11.44) | 0:58.85 [11]<br>(0:11.77) | 0:47.08 [12]<br>(0:11.86) | 0:35.22 [12]<br>(0:11.49) | 0:23.73 [10]<br>(0:11.57) | 0:12.16 [9]<br>(0:12.16) |
| Average Speed [km/h]   | 44.6                     | 63.2                      | 61.2                      | 60.6                      | 62.9                      | 62.8                      | 59.1                     |
| Top Speed [km/h]       | 61.3                     | 64.0                      | 63.3                      | 61.4                      | 63.7                      | 63.7                      | 61.8                     |
| Avg. Dist. to Rail [m] | 4.9                      | 2.3                       | 1.0                       | 0.2                       | 0.6                       | 3.6                       | 6.8                      |
| Avg. Stride Freq. [Hz] | 2.3                      | 2.3                       | 2.2                       | 2.2                       | 2.3                       | 2.4                       | 2.3                      |
| Avg. Stride Length [m] | 5.5                      | 7.6                       | 7.6                       | 7.6                       | 7.6                       | 7.4                       | 7.2                      |



- [ ] Ranking at each section and finish
- .-.- No data available at this section
- NA No data available



|                                |                 |
|--------------------------------|-----------------|
| Horse/Jockey Name              | Adalissa        |
| Final Rank                     | 9               |
| Fastest Section Time (Section) | 0:11.37 (1200m) |
| Top Speed [km/h] (Section)     | 64.3 (1200m)    |
| Race State                     | Finished        |



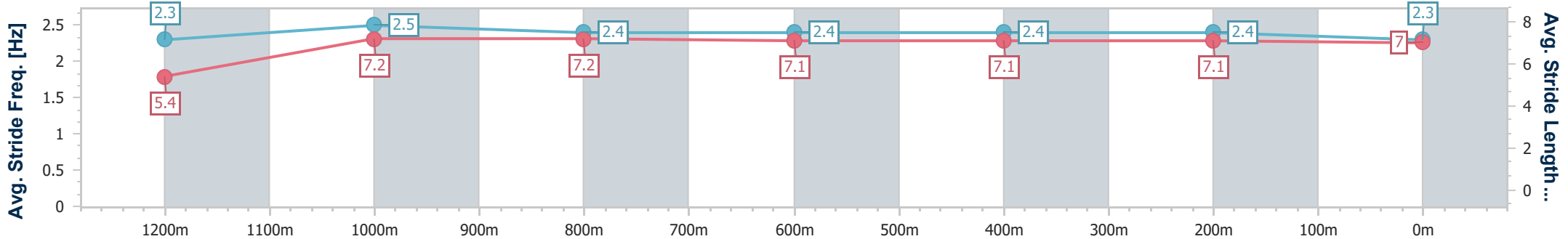
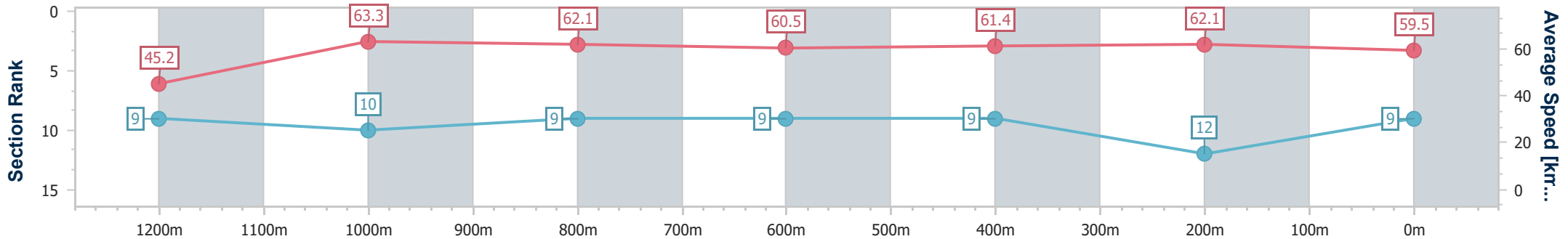
Ipswich QLD Professional  
 Race 6: BARRIER REEF POOLS Fillies & Mares RATINGS  
 BAND 0 - 58 Handicap - 1350m



27 January 2024 - 17:27

Track Rating: Good 4, Weather: Fine, Rail Position: True

| Section                | Overall                  | 1200m                    | 1000m                     | 800m                     | 600m                     | 400m                     | 200m                      |
|------------------------|--------------------------|--------------------------|---------------------------|--------------------------|--------------------------|--------------------------|---------------------------|
| Section Times          | 1:22.38 [9]<br>(0:12.00) | 1:10.38 [9]<br>(0:11.37) | 0:59.01 [10]<br>(0:11.61) | 0:47.40 [9]<br>(0:11.90) | 0:35.50 [9]<br>(0:11.74) | 0:23.76 [9]<br>(0:11.68) | 0:12.08 [12]<br>(0:12.08) |
| Average Speed [km/h]   | 45.2                     | 63.3                     | 62.1                      | 60.5                     | 61.4                     | 62.1                     | 59.5                      |
| Top Speed [km/h]       | 61.1                     | 64.3                     | 63.9                      | 61.8                     | 62.4                     | 62.4                     | 61.0                      |
| Avg. Dist. to Rail [m] | 3.6                      | 1.3                      | 0.5                       | 0.4                      | 0.5                      | 2.2                      | 5.4                       |
| Avg. Stride Freq. [Hz] | 2.3                      | 2.5                      | 2.4                       | 2.4                      | 2.4                      | 2.4                      | 2.3                       |
| Avg. Stride Length [m] | 5.4                      | 7.2                      | 7.2                       | 7.1                      | 7.1                      | 7.1                      | 7.0                       |



- [ ] Ranking at each section and finish
- .-.- No data available at this section
- NA No data available



|                                |                  |
|--------------------------------|------------------|
| Horse/Jockey Name              | Late Night Devil |
| Final Rank                     | 10               |
| Fastest Section Time (Section) | 0:11.22 (1200m)  |
| Top Speed [km/h] (Section)     | 65.7 (1200m)     |
| Race State                     | Finished         |



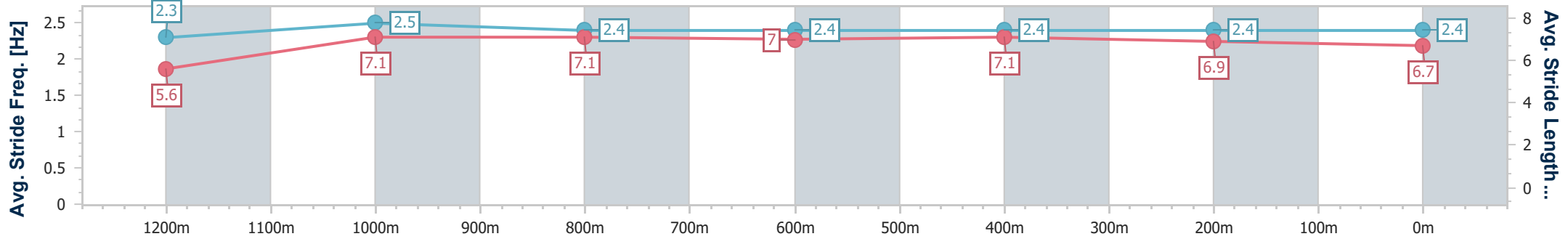
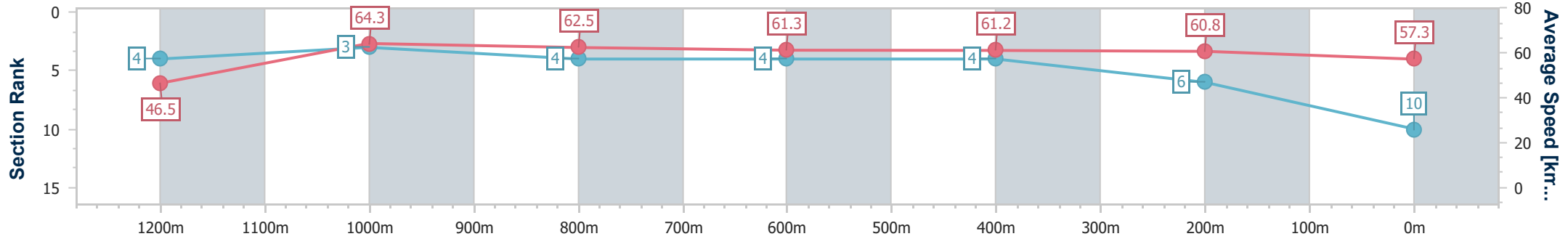
Ipswich QLD Professional  
 Race 6: BARRIER REEF POOLS Fillies & Mares RATINGS  
 BAND 0 - 58 Handicap - 1350m



27 January 2024 - 17:27

Track Rating: Good 4, Weather: Fine, Rail Position: True

| Section                | Overall                   | 1200m                    | 1000m                    | 800m                     | 600m                     | 400m                     | 200m                     |
|------------------------|---------------------------|--------------------------|--------------------------|--------------------------|--------------------------|--------------------------|--------------------------|
| Section Times          | 1:22.61 [10]<br>(0:11.62) | 1:10.99 [4]<br>(0:11.22) | 0:59.77 [3]<br>(0:11.58) | 0:48.19 [4]<br>(0:11.88) | 0:36.31 [4]<br>(0:11.82) | 0:24.49 [4]<br>(0:11.93) | 0:12.56 [6]<br>(0:12.56) |
| Average Speed [km/h]   | 46.5                      | 64.3                     | 62.5                     | 61.3                     | 61.2                     | 60.8                     | 57.3                     |
| Top Speed [km/h]       | 62.4                      | 65.7                     | 64.7                     | 62.0                     | 61.8                     | 61.8                     | 59.2                     |
| Avg. Dist. to Rail [m] | 9.4                       | 4.0                      | 2.8                      | 2.3                      | 1.7                      | 2.3                      | 4.4                      |
| Avg. Stride Freq. [Hz] | 2.3                       | 2.5                      | 2.4                      | 2.4                      | 2.4                      | 2.4                      | 2.4                      |
| Avg. Stride Length [m] | 5.6                       | 7.1                      | 7.1                      | 7.0                      | 7.1                      | 6.9                      | 6.7                      |



- [ ] Ranking at each section and finish
- .-.- No data available at this section
- NA No data available



|                                |                 |
|--------------------------------|-----------------|
| Horse/Jockey Name              | Classique Gal   |
| Final Rank                     | 11              |
| Fastest Section Time (Section) | 0:11.10 (1200m) |
| Top Speed [km/h] (Section)     | 67.5 (1200m)    |
| Race State                     | Finished        |



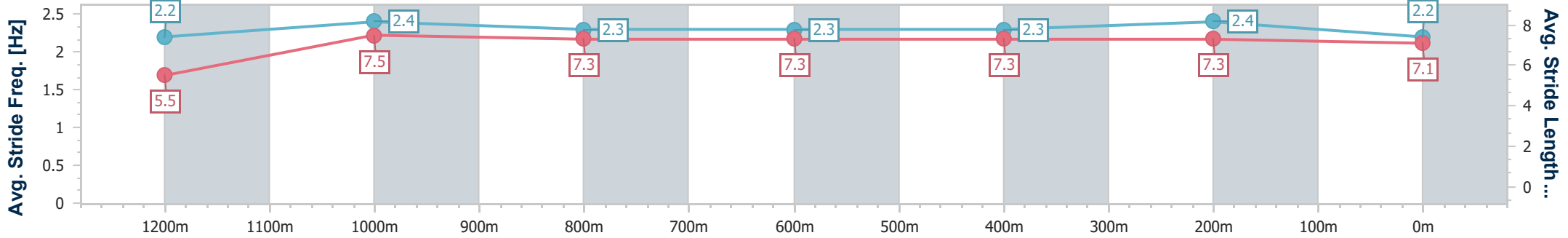
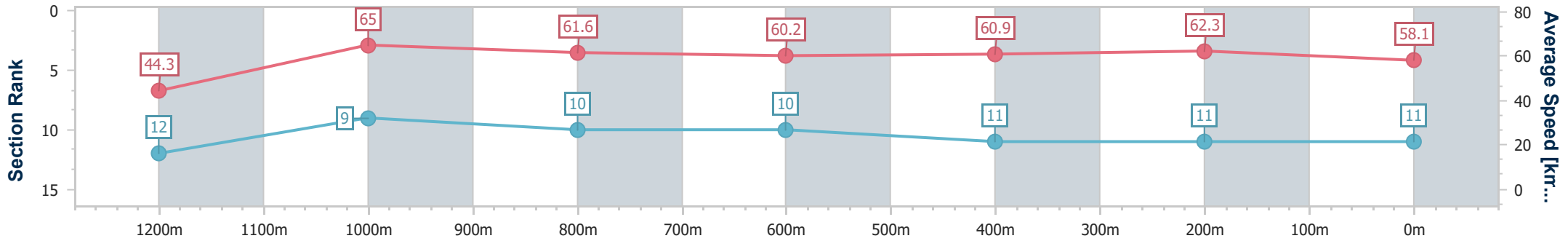
Ipswich QLD Professional  
 Race 6: BARRIER REEF POOLS Fillies & Mares RATINGS  
 BAND 0 - 58 Handicap - 1350m



27 January 2024 - 17:27

Track Rating: Good 4, Weather: Fine, Rail Position: True

| Section                | Overall                   | 1200m                     | 1000m                    | 800m                      | 600m                      | 400m                      | 200m                      |
|------------------------|---------------------------|---------------------------|--------------------------|---------------------------|---------------------------|---------------------------|---------------------------|
| Section Times          | 1:22.67 [11]<br>(0:12.24) | 1:10.43 [12]<br>(0:11.10) | 0:59.33 [9]<br>(0:11.67) | 0:47.66 [10]<br>(0:11.94) | 0:35.72 [10]<br>(0:11.71) | 0:24.01 [11]<br>(0:11.62) | 0:12.39 [11]<br>(0:12.39) |
| Average Speed [km/h]   | 44.3                      | 65.0                      | 61.6                     | 60.2                      | 60.9                      | 62.3                      | 58.1                      |
| Top Speed [km/h]       | 61.9                      | 67.5                      | 63.6                     | 61.4                      | 63.0                      | 62.8                      | 61.0                      |
| Avg. Dist. to Rail [m] | 4.9                       | 1.2                       | 0.4                      | 1.1                       | 1.2                       | 1.7                       | 4.0                       |
| Avg. Stride Freq. [Hz] | 2.2                       | 2.4                       | 2.3                      | 2.3                       | 2.3                       | 2.4                       | 2.2                       |
| Avg. Stride Length [m] | 5.5                       | 7.5                       | 7.3                      | 7.3                       | 7.3                       | 7.3                       | 7.1                       |



- [ ] Ranking at each section and finish
- .-.- No data available at this section
- NA No data available



|                                |                    |
|--------------------------------|--------------------|
| Horse/Jockey Name              | Laguna De Chicabel |
| Final Rank                     | 12                 |
| Fastest Section Time (Section) | 0:11.29 (1200m)    |
| Top Speed [km/h] (Section)     | 64.7 (1200m)       |
| Race State                     | Finished           |



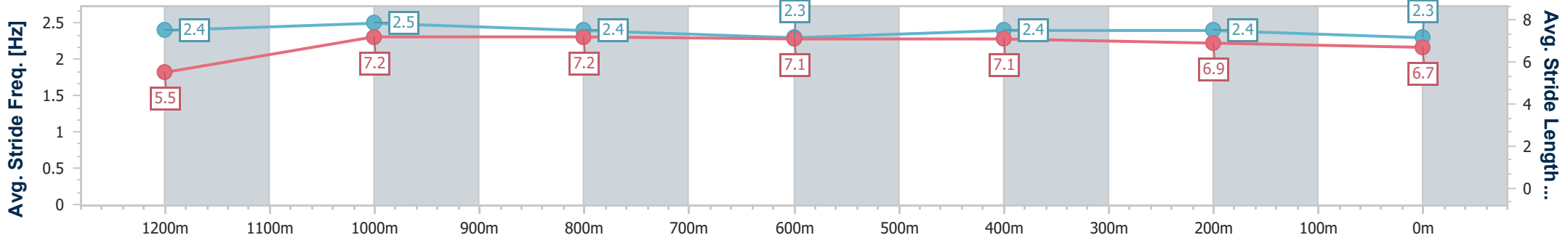
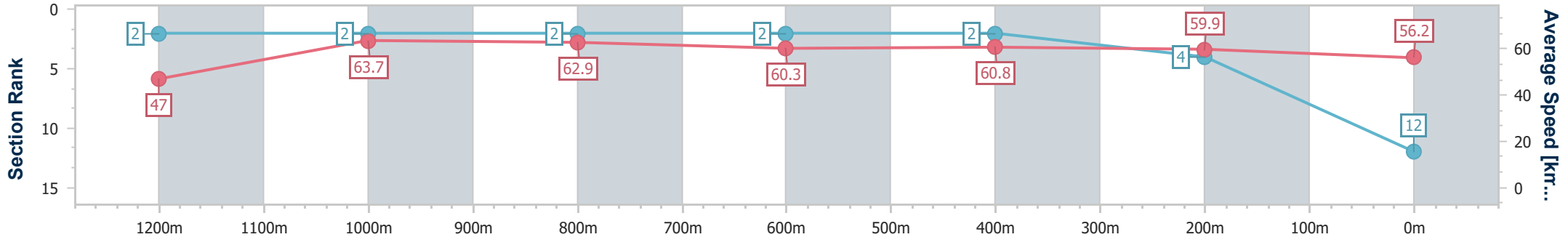
Ipswich QLD Professional  
 Race 6: BARRIER REEF POOLS Fillies & Mares RATINGS  
 BAND 0 - 58 Handicap - 1350m



27 January 2024 - 17:27

Track Rating: Good 4, Weather: Fine, Rail Position: True

| Section                | Overall                   | 1200m                    | 1000m                    | 800m                     | 600m                     | 400m                     | 200m                     |
|------------------------|---------------------------|--------------------------|--------------------------|--------------------------|--------------------------|--------------------------|--------------------------|
| Section Times          | 1:22.79 [12]<br>(0:11.50) | 1:11.29 [2]<br>(0:11.29) | 1:00.00 [2]<br>(0:11.51) | 0:48.49 [2]<br>(0:11.89) | 0:36.60 [2]<br>(0:11.80) | 0:24.80 [2]<br>(0:11.99) | 0:12.81 [4]<br>(0:12.81) |
| Average Speed [km/h]   | 47.0                      | 63.7                     | 62.9                     | 60.3                     | 60.8                     | 59.9                     | 56.2                     |
| Top Speed [km/h]       | 62.8                      | 64.7                     | 64.1                     | 61.7                     | 61.9                     | 62.1                     | 58.9                     |
| Avg. Dist. to Rail [m] | 5.9                       | 2.3                      | 1.0                      | 0.4                      | 0.7                      | 0.6                      | 1.2                      |
| Avg. Stride Freq. [Hz] | 2.4                       | 2.5                      | 2.4                      | 2.3                      | 2.4                      | 2.4                      | 2.3                      |
| Avg. Stride Length [m] | 5.5                       | 7.2                      | 7.2                      | 7.1                      | 7.1                      | 6.9                      | 6.7                      |



- [ ] Ranking at each section and finish
- .-.- No data available at this section
- NA No data available