



Ladbrokes Cannon Park QLD Professional

Race 5: GARY RICHES BUILDERS Maiden Handicap - 1250m

28 January 2024 - 16:09



Track Rating: Good 4, Weather: Fine, Rail Position: True

Section		Overall	1000m	800m	600m	400m	200m	Last 600m					
Field Times		1:14.62 (0:16.45)	0:58.17 (0:10.72)	0:47.45 (0:11.21)	0:36.24 (0:11.76)	0:24.48 (0:11.97)	0:12.51 (0:12.51)	0:36.24					
Rank	TAB Horse/Jockey	Barrier	Top Speed [km/h]	Fastest Section							Margin	Distance Travelled [m]	
1	6 MAN OF VALOR McKenzie Apel	9	67.2 1000m	0:10.75 1000m	1:14.62 [1] (0:16.58)	0:58.04 [3] (0:10.75)	0:47.29 [2] (0:11.08)	0:36.21 [2] (0:11.73)	0:24.48 [1] (0:11.97)	0:12.51 [1] (0:12.51)	1:14.62	0:36.21	
2	2 BRADSHAW Jason Taylor	3	68.4 1000m	0:10.87 1000m	1:14.69 [2] (0:16.68)	0:58.01 [4] (0:10.87)	0:47.14 [3] (0:11.03)	0:36.11 [3] (0:11.69)	0:24.42 [2] (0:12.10)	0:12.32 [2] (0:12.32)	0.3L	0:36.11	+0
3	9 TYCOON GRACE Adrian Layt	4	66.8 1000m	0:11.02 1000m	1:15.20 [3] (0:16.85)	0:58.35 [5] (0:11.02)	0:47.33 [5] (0:11.02)	0:36.31 [5] (0:11.76)	0:24.55 [5] (0:12.04)	0:12.51 [5] (0:12.51)	3.1L	0:36.31	+3
4	3 HUBBLE ULTRA Ryan Wiggins	6	68.2 800m	0:10.87 800m	1:15.24 [4] (0:17.12)	0:58.12 [7] (0:10.91)	0:47.21 [7] (0:10.87)	0:36.34 [6] (0:11.57)	0:24.77 [4] (0:12.08)	0:12.69 [3] (0:12.69)	3.3L	0:36.34	+4
5	5 WAIT'N'SEE Tessa Townsend	5	68.1 Overall	0:10.72 1000m	1:15.77 [5] (0:16.45)	0:59.32 [1] (0:10.72)	0:48.60 [1] (0:11.21)	0:37.39 [1] (0:12.05)	0:25.34 [3] (0:12.24)	0:13.10 [4] (0:13.10)	6.3L	0:37.39	+1
6	1 VIGNERON Graham Kliese	1	67.4 800m	0:11.04 1000m	1:15.94 [6] (0:16.55)	0:59.39 [2] (0:11.04)	0:48.35 [4] (0:11.08)	0:37.27 [4] (0:12.01)	0:25.26 [6] (0:12.22)	0:13.04 [6] (0:13.04)	7.1L	0:37.27	-2
7	8 HITCHEDINMANHATTAN Adam Spinks	2	66.3 1000m	0:10.94 1000m	1:16.17 [7] (0:17.04)	0:59.13 [6] (0:10.94)	0:48.19 [6] (0:11.07)	0:37.12 [7] (0:12.03)	0:25.09 [7] (0:12.18)	0:12.91 [7] (0:12.91)	8.4L	0:37.12	-2

Scratched: Power Show (#7), It's Been A Trek (#4)

[] Ranking at each section and finish
 -:-:-:- No data available at this section
 NA No data available

SCN Saddle cloth number
 DNF Did not finish
 DNT Did not track



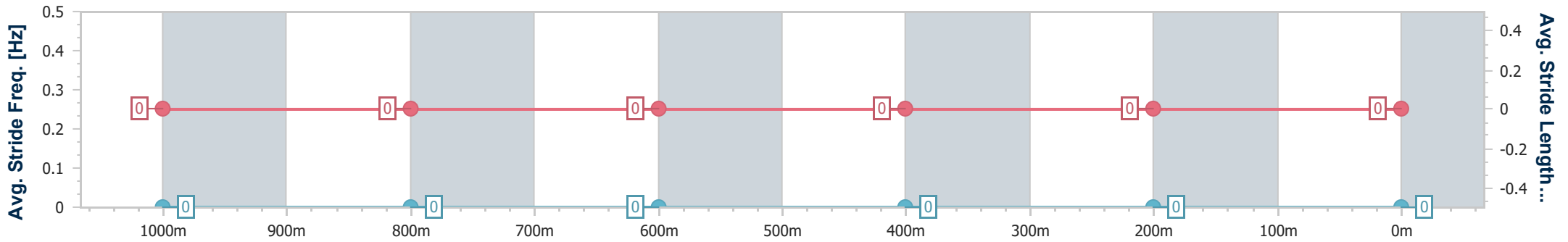
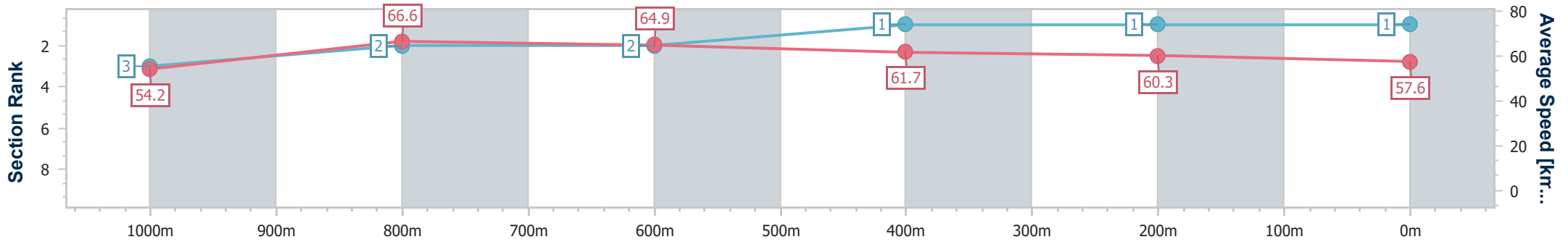
Horse/Jockey Name	Man Of Valor
Final Rank	1
Fastest Section Time (Section)	0:10.75 (1000m)
Top Speed [km/h] (Section)	67.2 (1000m)
Race State	Finished



Ladbrokes Cannon Park QLD Professional
 Race 5: GARY RICHES BUILDERS Maiden Handicap - 1250m
 28 January 2024 - 16:09
 Track Rating: Good 4, Weather: Fine, Rail Position: True



Section	Overall	1000m	800m	600m	400m	200m
Section Times	1:14.62 [1] (0:16.58)	0:58.04 [3] (0:10.75)	0:47.29 [2] (0:11.08)	0:36.21 [2] (0:11.73)	0:24.48 [1] (0:11.97)	0:12.51 [1] (0:12.51)
Average Speed [km/h]	54.2	66.6	64.9	61.7	60.3	57.6
Top Speed [km/h]	67.1	67.2	66.5	64.6	61.7	59.4
Avg. Dist. to Rail [m]	1.9	0.6	0.9	0.8	1.2	2.0
Avg. Stride Freq. [Hz]	---	---	---	---	---	---
Avg. Stride Length [m]	---	---	---	---	---	---



- [] Ranking at each section and finish
- No data available at this section
- NA No data available



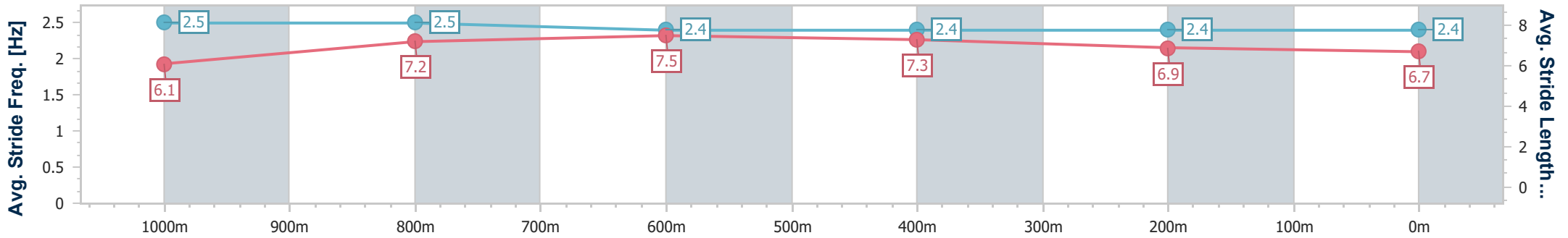
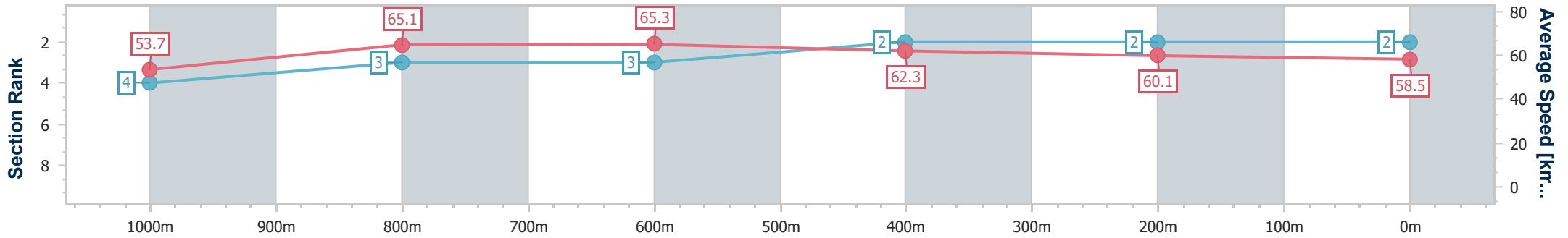
Horse/Jockey Name	Bradshaw
Final Rank	2
Fastest Section Time (Section)	0:10.87 (1000m)
Top Speed [km/h] (Section)	68.4 (1000m)
Race State	Finished



Ladbrokes Cannon Park QLD Professional
 Race 5: GARY RICHES BUILDERS Maiden Handicap - 1250m
 28 January 2024 - 16:09
 Track Rating: Good 4, Weather: Fine, Rail Position: True



Section	Overall	1000m	800m	600m	400m	200m
Section Times	1:14.69 [2] (0:16.68)	0:58.01 [4] (0:10.87)	0:47.14 [3] (0:11.03)	0:36.11 [3] (0:11.69)	0:24.42 [2] (0:12.10)	0:12.32 [2] (0:12.32)
Average Speed [km/h]	53.7	65.1	65.3	62.3	60.1	58.5
Top Speed [km/h]	65.2	68.4	68.2	64.2	61.3	59.4
Avg. Dist. to Rail [m]	1.2	2.6	1.3	1.8	4.4	6.7
Avg. Stride Freq. [Hz]	2.5	2.5	2.4	2.4	2.4	2.4
Avg. Stride Length [m]	6.1	7.2	7.5	7.3	6.9	6.7



- [] Ranking at each section and finish
- .-.- No data available at this section
- NA No data available



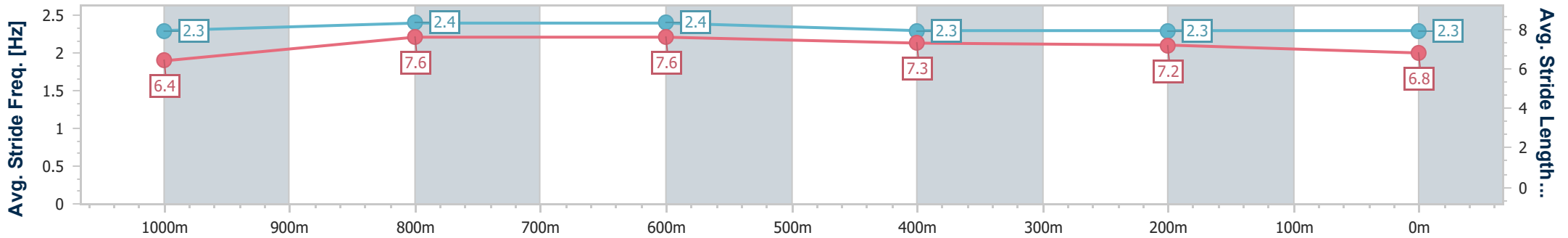
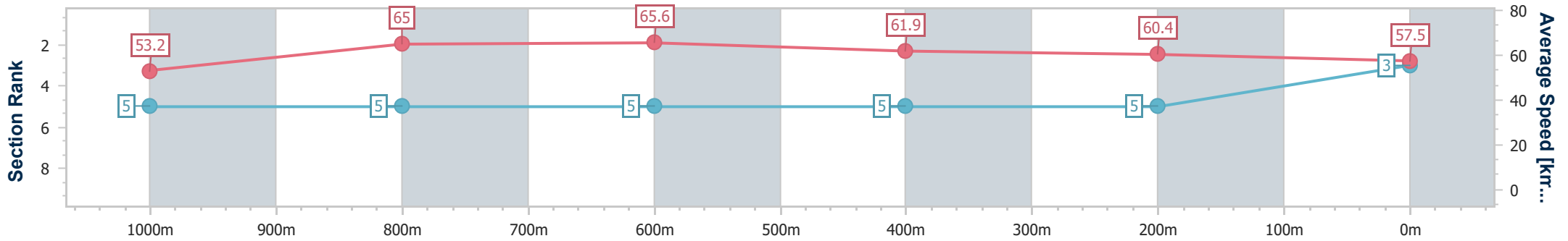
Horse/Jockey Name	Tycoon Grace
Final Rank	3
Fastest Section Time (Section)	0:11.02 (1000m)
Top Speed [km/h] (Section)	66.8 (1000m)
Race State	Finished



Ladbrokes Cannon Park QLD Professional
 Race 5: GARY RICHES BUILDERS Maiden Handicap - 1250m
 28 January 2024 - 16:09
 Track Rating: Good 4, Weather: Fine, Rail Position: True



Section	Overall	1000m	800m	600m	400m	200m
Section Times	1:15.20 [3] (0:16.85)	0:58.35 [5] (0:11.02)	0:47.33 [5] (0:11.02)	0:36.31 [5] (0:11.76)	0:24.55 [5] (0:12.04)	0:12.51 [5]
Average Speed [km/h]	53.2	65.0	65.6	61.9	60.4	57.5
Top Speed [km/h]	66.7	66.8	66.5	65.9	61.0	60.0
Avg. Dist. to Rail [m]	1.4	0.9	1.9	2.2	3.6	4.1
Avg. Stride Freq. [Hz]	2.3	2.4	2.4	2.3	2.3	2.3
Avg. Stride Length [m]	6.4	7.6	7.6	7.3	7.2	6.8



- [] Ranking at each section and finish
- .-.- No data available at this section
- NA No data available



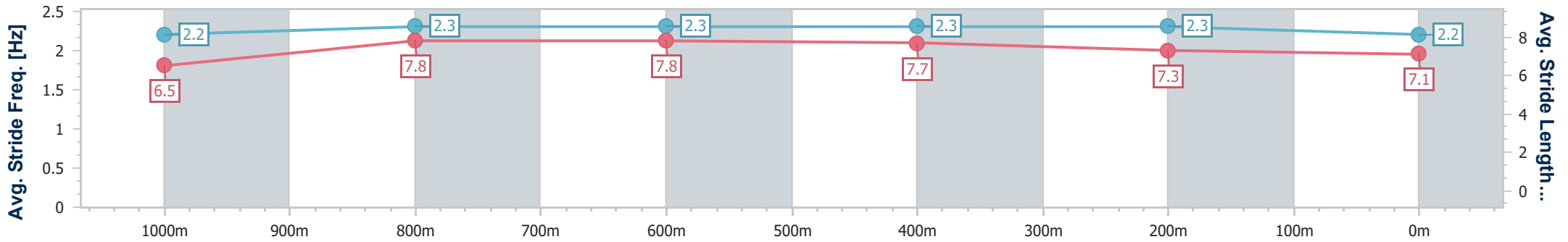
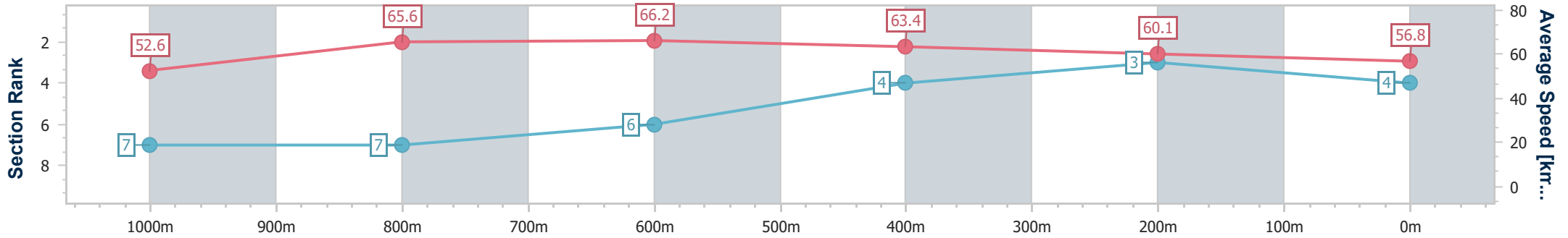
Horse/Jockey Name	Hubble Ultra
Final Rank	4
Fastest Section Time (Section)	0:10.87 (800m)
Top Speed [km/h] (Section)	68.2 (800m)
Race State	Finished



Ladbrokes Cannon Park QLD Professional
 Race 5: GARY RICHES BUILDERS Maiden Handicap - 1250m
 28 January 2024 - 16:09
 Track Rating: Good 4, Weather: Fine, Rail Position: True



Section	Overall	1000m	800m	600m	400m	200m
Section Times	1:15.24 [4] (0:17.12)	0:58.12 [7] (0:10.91)	0:47.21 [7] (0:10.87)	0:36.34 [6] (0:11.57)	0:24.77 [4] (0:12.08)	0:12.69 [3] (0:12.69)
Average Speed [km/h]	52.6	65.6	66.2	63.4	60.1	56.8
Top Speed [km/h]	64.7	66.5	68.2	65.6	61.5	59.1
Avg. Dist. to Rail [m]	2.5	1.1	2.6	2.9	3.1	5.1
Avg. Stride Freq. [Hz]	2.2	2.3	2.3	2.3	2.3	2.2
Avg. Stride Length [m]	6.5	7.8	7.8	7.7	7.3	7.1



- [] Ranking at each section and finish
- .-.- No data available at this section
- NA No data available



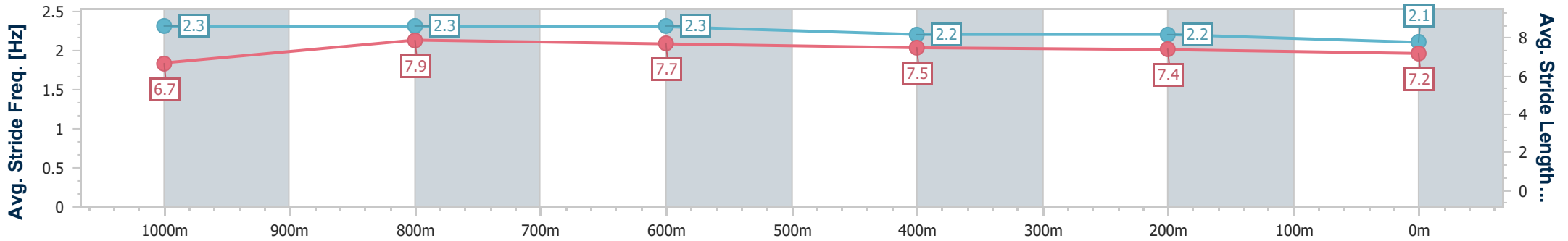
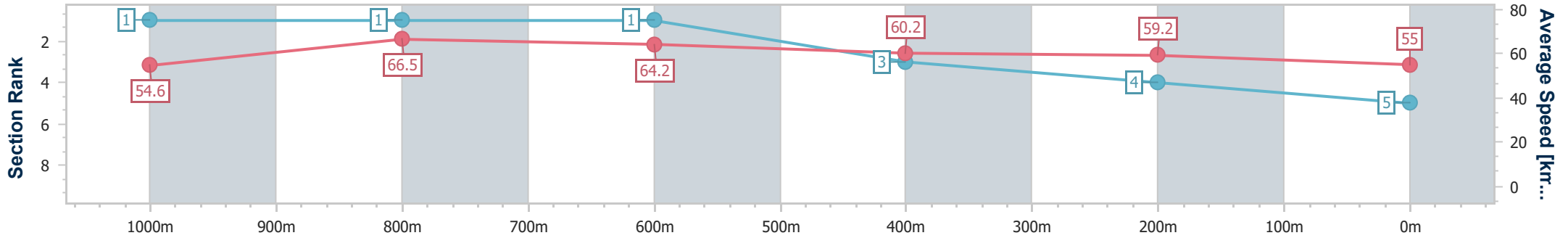
Horse/Jockey Name	Wait'n'see
Final Rank	5
Fastest Section Time (Section)	0:10.72 (1000m)
Top Speed [km/h] (Section)	68.1 (Overall)
Race State	Finished



Ladbrokes Cannon Park QLD Professional
 Race 5: GARY RICHES BUILDERS Maiden Handicap - 1250m
 28 January 2024 - 16:09
 Track Rating: Good 4, Weather: Fine, Rail Position: True



Section	Overall	1000m	800m	600m	400m	200m
Section Times	1:15.77 [5] (0:16.45)	0:59.32 [1] (0:10.72)	0:48.60 [1] (0:11.21)	0:37.39 [1] (0:12.05)	0:25.34 [3] (0:12.24)	0:13.10 [4] (0:13.10)
Average Speed [km/h]	54.6	66.5	64.2	60.2	59.2	55.0
Top Speed [km/h]	68.1	67.7	65.4	62.4	60.6	57.8
Avg. Dist. to Rail [m]	2.0	1.7	0.4	1.2	2.4	3.0
Avg. Stride Freq. [Hz]	2.3	2.3	2.3	2.2	2.2	2.1
Avg. Stride Length [m]	6.7	7.9	7.7	7.5	7.4	7.2



- [] Ranking at each section and finish
- .-.- No data available at this section
- NA No data available



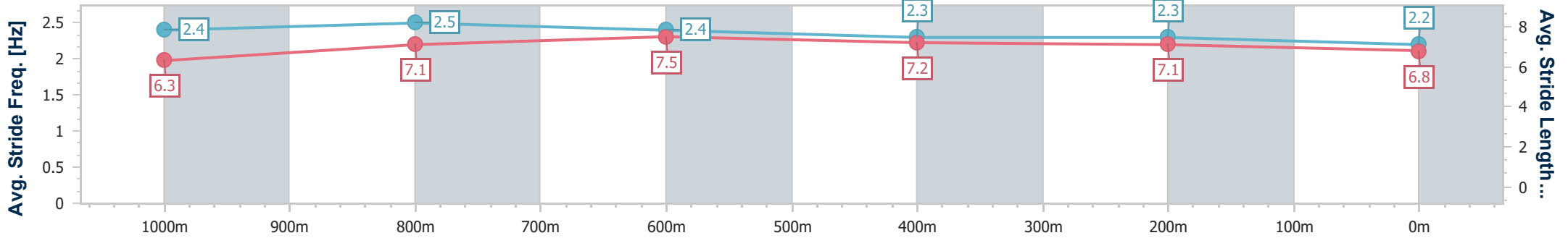
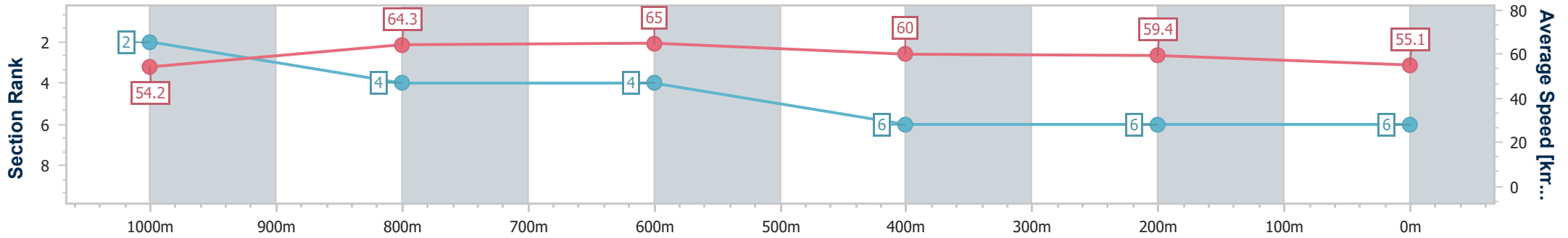
Horse/Jockey Name	Vigneron
Final Rank	6
Fastest Section Time (Section)	0:11.04 (1000m)
Top Speed [km/h] (Section)	67.4 (800m)
Race State	Finished



Ladbrokes Cannon Park QLD Professional
 Race 5: GARY RICHES BUILDERS Maiden Handicap - 1250m
 28 January 2024 - 16:09
 Track Rating: Good 4, Weather: Fine, Rail Position: True



Section	Overall	1000m	800m	600m	400m	200m
Section Times	1:15.94 [6] (0:16.55)	0:59.39 [2] (0:11.04)	0:48.35 [4] (0:11.08)	0:37.27 [4] (0:12.01)	0:25.26 [6] (0:12.22)	0:13.04 [6] (0:13.04)
Average Speed [km/h]	54.2	64.3	65.0	60.0	59.4	55.1
Top Speed [km/h]	66.2	67.3	67.4	63.6	61.0	57.4
Avg. Dist. to Rail [m]	1.4	1.8	0.2	0.7	1.3	3.4
Avg. Stride Freq. [Hz]	2.4	2.5	2.4	2.3	2.3	2.2
Avg. Stride Length [m]	6.3	7.1	7.5	7.2	7.1	6.8



- [] Ranking at each section and finish
- .-.- No data available at this section
- NA No data available



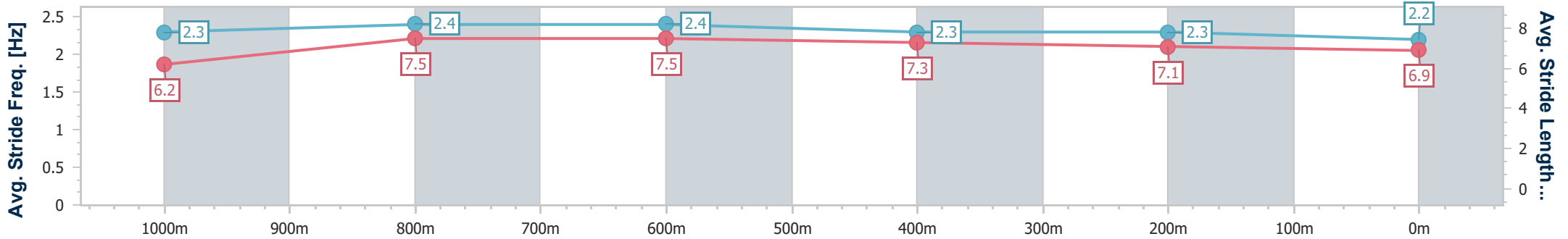
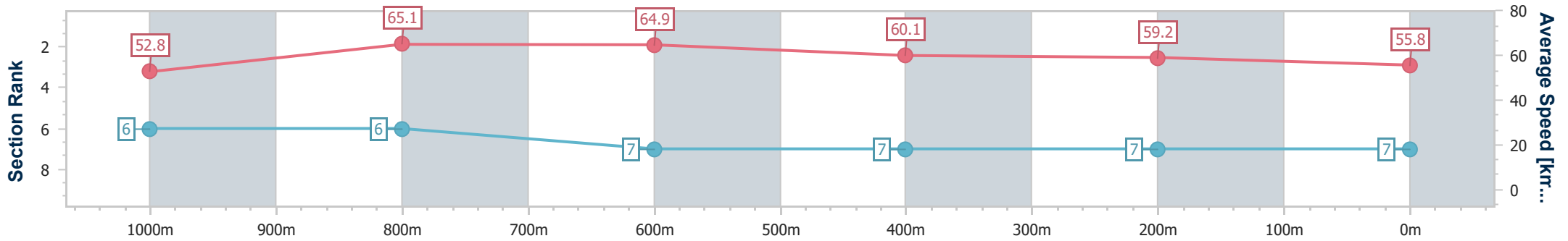
Horse/Jockey Name	HitchedInmanhattan
Final Rank	7
Fastest Section Time (Section)	0:10.94 (1000m)
Top Speed [km/h] (Section)	66.3 (1000m)
Race State	Finished



Ladbrokes Cannon Park QLD Professional
 Race 5: GARY RICHES BUILDERS Maiden Handicap - 1250m
 28 January 2024 - 16:09
 Track Rating: Good 4, Weather: Fine, Rail Position: True



Section	Overall	1000m	800m	600m	400m	200m
Section Times	1:16.17 [7] (0:17.04)	0:59.13 [6] (0:10.94)	0:48.19 [6] (0:11.07)	0:37.12 [7] (0:12.03)	0:25.09 [7] (0:12.18)	0:12.91 [7] (0:12.91)
Average Speed [km/h]	52.8	65.1	64.9	60.1	59.2	55.8
Top Speed [km/h]	65.2	66.3	65.8	64.5	60.3	58.8
Avg. Dist. to Rail [m]	2.0	1.7	0.4	0.6	2.5	5.1
Avg. Stride Freq. [Hz]	2.3	2.4	2.4	2.3	2.3	2.2
Avg. Stride Length [m]	6.2	7.5	7.5	7.3	7.1	6.9



- [] Ranking at each section and finish
- .-.- No data available at this section
- NA No data available