



**Sunshine Coast QLD Professional**  
**Race 3: NICK & GERRY CLATWORTHY QTIS Three-Year-Old Maiden**  
**Plate - 1800m**  
**11 February 2024 - 14:04**



Track Rating: Heavy 10, Weather: Overcast, Rail Position: +12m

Section		Overall	1600m	1400m	1200m	1000m	800m	600m	Last 600m				
Field Times		1:58.47 (0:14.07)	1:44.40 (0:11.51)	1:32.89 (0:12.54)	1:20.35 (0:13.05)	1:07.30 (0:13.38)	0:53.92 (0:13.48)	0:40.44 (0:13.45)	0:40.44				
Rank	TAB Horse/Jockey	Barrier	Top Speed [km/h]	Fastest Section									Distance Travelled [m]
1	10 PARIS ART Kyle Wilson-Taylor	7	65.7 1600m	0:11.57 1600m	1:58.47 [1] (0:14.49)	1:43.98 [4] (0:11.57)	1:32.41 [4] (0:12.47)	1:19.94 [4] (0:12.97)	1:06.97 [4] (0:13.56)	0:53.41 [4] (0:13.38)	0:40.03 [2] (0:13.10)	0:40.03	
2	3 CYPHER PRINCE Jai Williams	6	65.2 1600m	0:11.41 1600m	1:58.76 [2] (0:14.23)	1:44.53 [2] (0:11.41)	1:33.12 [2] (0:12.51)	1:20.61 [2] (0:13.02)	1:07.59 [1] (0:13.61)	0:53.98 [2] (0:13.69)	0:40.29 [4] (0:13.41)	0:40.29	+3
3	11 LADY PARVATI Sean Cormack	2	63.4 1600m	0:11.50 1600m	1:59.25 [3] (0:14.97)	1:44.28 [6] (0:11.50)	1:32.78 [6] (0:12.30)	1:20.48 [6] (0:13.00)	1:07.48 [6] (0:13.34)	0:54.14 [6] (0:13.52)	0:40.62 [6] (0:13.40)	0:40.62	-2
4	5 HOPETOUN SUNRISE Karl Zechner	1	64.6 1600m	0:11.53 1600m	1:59.59 [4] (0:14.64)	1:44.95 [5] (0:11.53)	1:33.42 [5] (0:12.48)	1:20.94 [5] (0:12.97)	1:07.97 [5] (0:13.45)	0:54.52 [5] (0:13.53)	0:40.99 [5] (0:13.40)	0:40.99	+7
5	9 MARVIA MISS Dale Smith	5	64.8 1600m	0:11.51 1600m	1:59.69 [5] (0:14.07)	1:45.62 [1] (0:11.51)	1:34.11 [1] (0:12.54)	1:21.57 [1] (0:13.06)	1:08.51 [2] (0:13.37)	0:55.14 [1] (0:13.48)	0:41.66 [1] (0:13.45)	0:41.66	-2
6	4 FLYWHEEL Robbie Dolan	4	63.6 1600m	0:11.57 1600m	1:59.87 [6] (0:14.45)	1:45.42 [3] (0:11.57)	1:33.85 [3] (0:12.39)	1:21.46 [3] (0:13.04)	1:08.42 [3] (0:13.52)	0:54.90 [3] (0:13.48)	0:41.42 [3] (0:13.46)	0:41.42	+0

Scratched: Blood Red (#1), Bovidae (#2), Rhodes (#6), Autora (#7), Keep Calm (#8)

[ ] Ranking at each section and finish  
 -:-:- No data available at this section  
 NA No data available

SCN Saddle cloth number  
 DNF Did not finish  
 DNT Did not track



**Sunshine Coast QLD Professional**  
**Race 3: NICK & GERRY CLATWORTHY QTIS Three-Year-Old Maiden**  
**Plate - 1800m**  
**11 February 2024 - 14:04**



Track Rating: Heavy 10, Weather: Overcast, Rail Position: +12m

Section				400m	200m			Last 600m			
Field Times				0:26.99 (0:13.30)	0:13.69 (0:13.69)			0:40.44			
Rank	TAB	Horse/Jockey	Barrier	Top Speed [km/h]	Fastest Section	Margin				Distance Travelled [m]	
1	10	<b>PARIS ART</b> Kyle Wilson-Taylor	7	65.7 1600m	0:11.57 1600m	0:26.93 [2] (0:13.24)	0:13.69 [1] (0:13.69)	1:58.47		0:40.03	
2	3	<b>CYPHER PRINCE</b> Jai Williams	6	65.2 1600m	0:11.41 1600m	0:26.88 [3] (0:13.10)	0:13.78 [2] (0:13.78)	1.5L		0:40.29	+3
3	11	<b>LADY PARVATI</b> Sean Cormack	2	63.4 1600m	0:11.50 1600m	0:27.22 [6] (0:13.21)	0:14.01 [5] (0:14.01)	4.3L		0:40.62	-2
4	5	<b>HOPETOUN SUNRISE</b> Karl Zechner	1	64.6 1600m	0:11.53 1600m	0:27.59 [5] (0:13.08)	0:14.51 [3] (0:14.51)	6.3L		0:40.99	+7
5	9	<b>MARVIA MISS</b> Dale Smith	5	64.8 1600m	0:11.51 1600m	0:28.21 [1] (0:13.62)	0:14.59 [4] (0:14.59)	6.8L		0:41.66	-2
6	4	<b>FLYWHEEL</b> Robbie Dolan	4	63.6 1600m	0:11.57 1600m	0:27.96 [4] (0:13.41)	0:14.55 [6] (0:14.55)	7.8L		0:41.42	+0

Scratched: Blood Red (#1), Bovidae (#2), Rhodes (#6), Aurora (#7), Keep Calm (#8)

[ ] Ranking at each section and finish  
 -:-:-:- No data available at this section  
 NA No data available

SCN Saddle cloth number  
 DNF Did not finish  
 DNT Did not track



Horse/Jockey Name	Paris Art
Final Rank	1
Fastest Section Time (Section)	0:11.57 (1600m)
Top Speed [km/h] (Section)	65.7 (1600m)
Race State	Finished



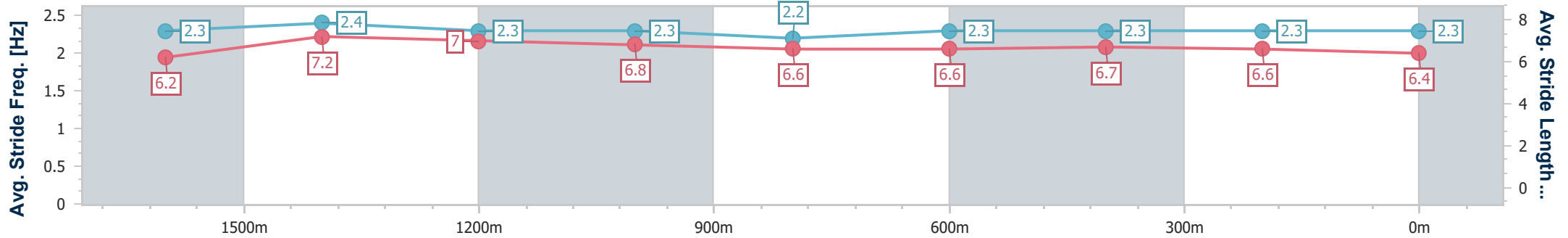
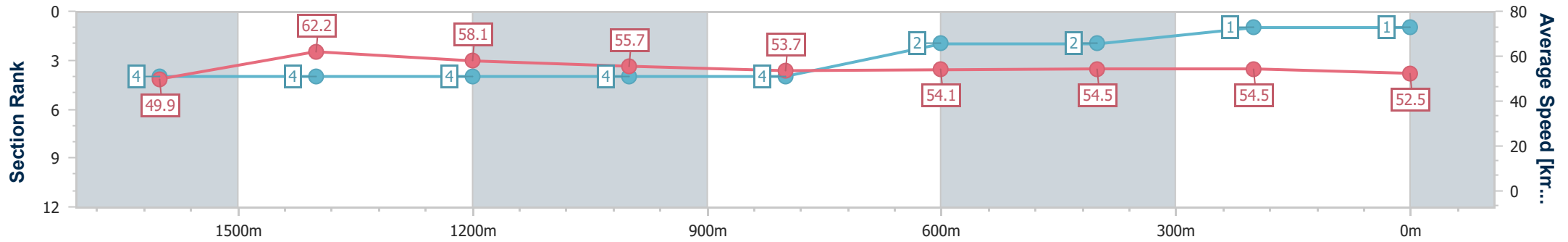
Sunshine Coast QLD Professional  
 Race 3: NICK & GERRY CLATWORTHY QTIS Three-Year-Old  
 Maiden Plate - 1800m



11 February 2024 - 14:04

Track Rating: Heavy 10, Weather: Overcast, Rail Position: +12m

Section	Overall	1600m	1400m	1200m	1000m	800m	600m	400m	200m
Section Times	1:58.47 [1] (0:14.49)	1:43.98 [4] (0:11.57)	1:32.41 [4] (0:12.47)	1:19.94 [4] (0:12.97)	1:06.97 [4] (0:13.56)	0:53.41 [4] (0:13.38)	0:40.03 [2] (0:13.10)	0:26.93 [2] (0:13.24)	0:13.69 [1] (0:13.69)
Average Speed [km/h]	49.9	62.2	58.1	55.7	53.7	54.1	54.5	54.5	52.5
Top Speed [km/h]	64.9	65.7	60.2	57.6	55.8	56.6	55.4	55.5	54.2
Avg. Dist. to Rail [m]	3.7	0.4	2.0	4.8	4.2	1.1	1.4	0.7	2.4
Avg. Stride Freq. [Hz]	2.3	2.4	2.3	2.3	2.2	2.3	2.3	2.3	2.3
Avg. Stride Length [m]	6.2	7.2	7.0	6.8	6.6	6.6	6.7	6.6	6.4



- [ ] Ranking at each section and finish
- .-.- No data available at this section
- NA No data available



Horse/Jockey Name	Cypher Prince
Final Rank	2
Fastest Section Time (Section)	0:11.41 (1600m)
Top Speed [km/h] (Section)	65.2 (1600m)
Race State	Finished



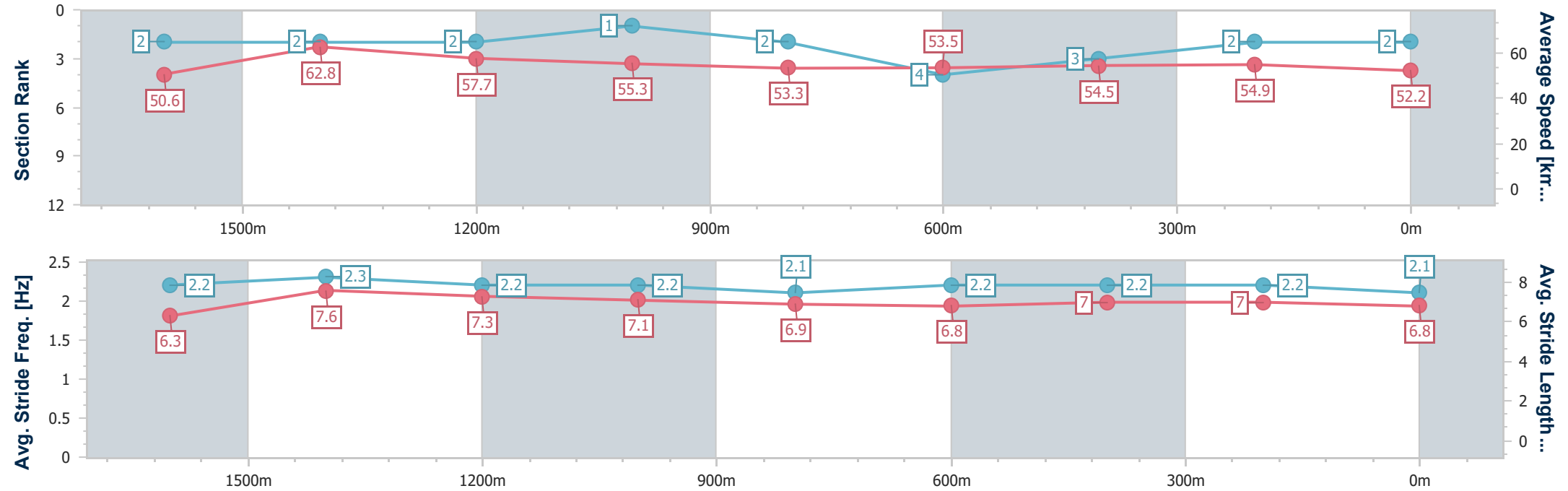
Sunshine Coast QLD Professional  
Race 3: NICK & GERRY CLATWORTHY QTIS Three-Year-Old  
Maiden Plate - 1800m



11 February 2024 - 14:04

Track Rating: Heavy 10, Weather: Overcast, Rail Position: +12m

Section	Overall	1600m	1400m	1200m	1000m	800m	600m	400m	200m				
Section Times	1:58.76 [2] (0:14.23)	1:44.53 [2] (0:11.41)	1:33.12 [2] (0:12.51)	1:20.61 [2] (0:13.02)	1:07.59 [1] (0:13.61)	0:53.98 [2] (0:13.69)	0:40.29 [4] (0:13.41)	0:26.88 [3] (0:13.10)	0:13.78 [2] (0:13.78)				
Average Speed [km/h]	50.6	62.8	57.7	55.3	53.3	53.5	54.5	54.9	52.2				
Top Speed [km/h]	65.1	65.2	59.6	56.5	54.9	54.9	55.1	56.2	54.8				
Avg. Dist. to Rail [m]	2.3	1.0	0.4	2.3	2.8	3.0	2.3	1.7	0.3				
Avg. Stride Freq. [Hz]	2.2	2.3	2.2	2.2	2.1	2.2	2.2	2.2	2.1				
Avg. Stride Length [m]	6.3	7.6	7.3	7.1	6.9	6.8	7.0	7.0	6.8				



- [ ] Ranking at each section and finish
- .-.- No data available at this section
- NA No data available



Horse/Jockey Name	Lady Parvati
Final Rank	3
Fastest Section Time (Section)	0:11.50 (1600m)
Top Speed [km/h] (Section)	63.4 (1600m)
Race State	Finished



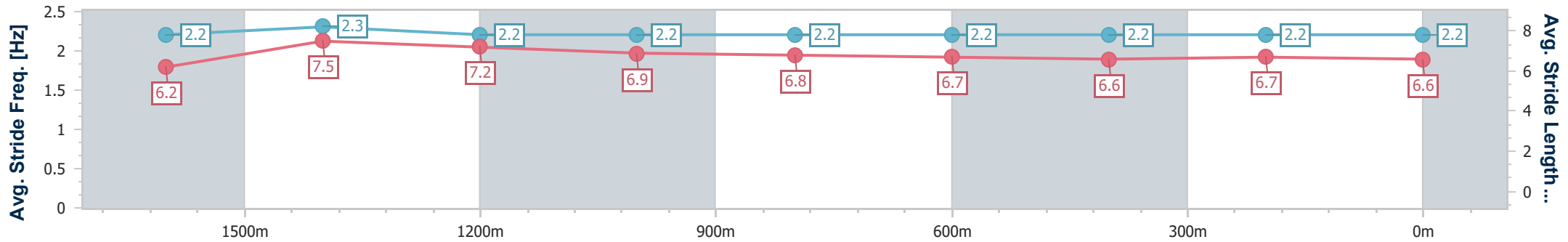
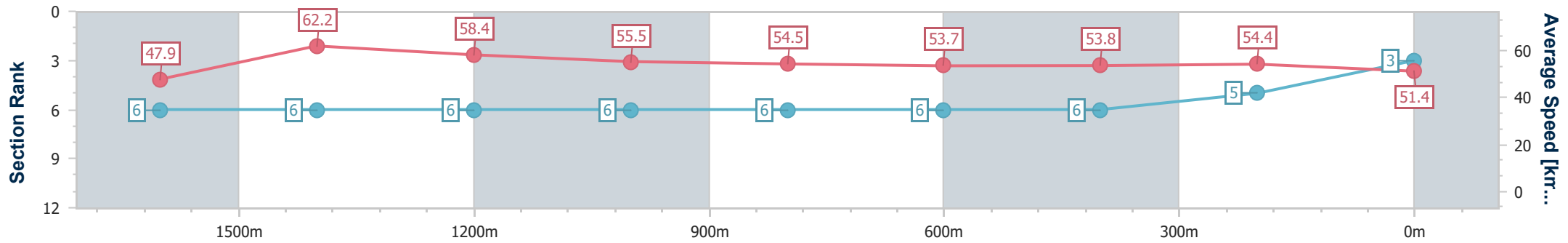
Sunshine Coast QLD Professional  
Race 3: NICK & GERRY CLATWORTHY QTIS Three-Year-Old  
Maiden Plate - 1800m



11 February 2024 - 14:04

Track Rating: Heavy 10, Weather: Overcast, Rail Position: +12m

Section	Overall	1600m	1400m	1200m	1000m	800m	600m	400m	200m
Section Times	1:59.25 [3] (0:14.97)	1:44.28 [6] (0:11.50)	1:32.78 [6] (0:12.30)	1:20.48 [6] (0:13.00)	1:07.48 [6] (0:13.34)	0:54.14 [6] (0:13.52)	0:40.62 [6] (0:13.40)	0:27.22 [6] (0:13.21)	0:14.01 [5] (0:14.01)
Average Speed [km/h]	47.9	62.2	58.4	55.5	54.5	53.7	53.8	54.4	51.4
Top Speed [km/h]	62.5	63.4	59.8	56.7	56.1	55.4	54.7	55.1	53.3
Avg. Dist. to Rail [m]	1.5	2.4	0.6	2.7	2.7	1.7	0.6	0.2	0.5
Avg. Stride Freq. [Hz]	2.2	2.3	2.2	2.2	2.2	2.2	2.2	2.2	2.2
Avg. Stride Length [m]	6.2	7.5	7.2	6.9	6.8	6.7	6.6	6.7	6.6



- [ ] Ranking at each section and finish
- .-.- No data available at this section
- NA No data available



Horse/Jockey Name	Hopetoun Sunrise
Final Rank	4
Fastest Section Time (Section)	0:11.53 (1600m)
Top Speed [km/h] (Section)	64.6 (1600m)
Race State	Finished



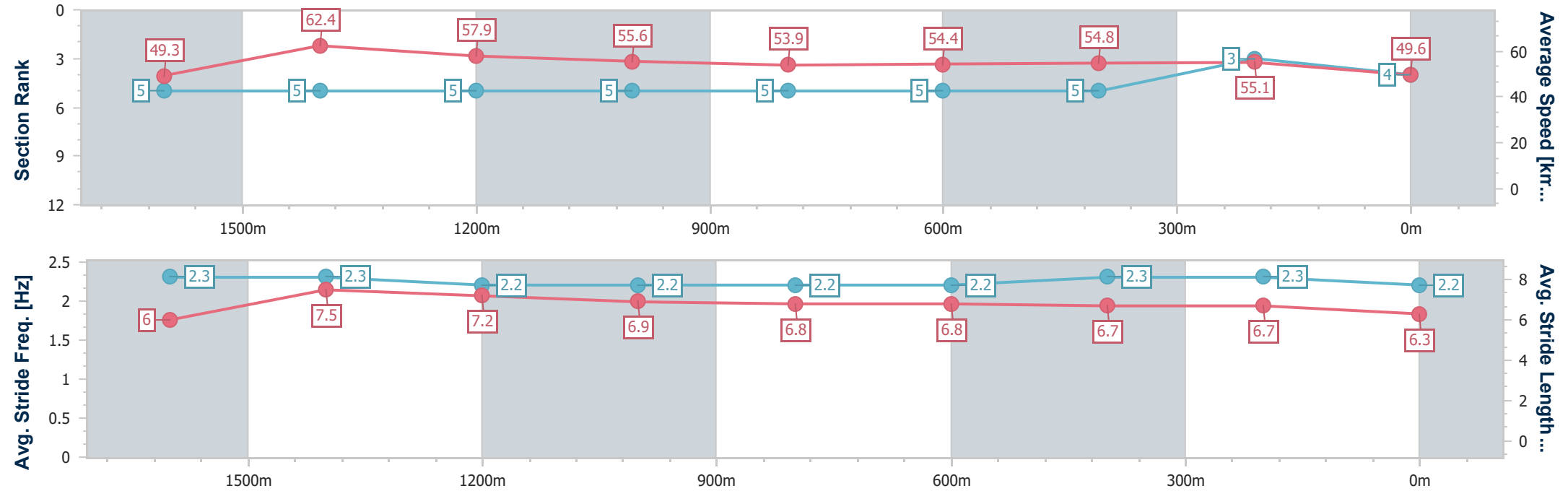
Sunshine Coast QLD Professional  
 Race 3: NICK & GERRY CLATWORTHY QTIS Three-Year-Old  
 Maiden Plate - 1800m



11 February 2024 - 14:04

Track Rating: Heavy 10, Weather: Overcast, Rail Position: +12m

Section	Overall	1600m	1400m	1200m	1000m	800m	600m	400m	200m			
Section Times	1:59.59 [4] (0:14.64)	1:44.95 [5] (0:11.53)	1:33.42 [5] (0:12.48)	1:20.94 [5] (0:12.97)	1:07.97 [5] (0:13.45)	0:54.52 [5] (0:13.53)	0:40.99 [5] (0:13.40)	0:27.59 [5] (0:13.08)	0:14.51 [3] (0:14.51)			
Average Speed [km/h]	49.3	62.4	57.9	55.6	53.9	54.4	54.8	55.1	49.6			
Top Speed [km/h]	63.6	64.6	59.6	57.7	55.1	56.2	55.9	55.8	54.9			
Avg. Dist. to Rail [m]	1.1	0.3	1.1	2.6	2.8	3.7	3.7	3.9	1.8			
Avg. Stride Freq. [Hz]	2.3	2.3	2.2	2.2	2.2	2.2	2.3	2.3	2.2			
Avg. Stride Length [m]	6.0	7.5	7.2	6.9	6.8	6.8	6.7	6.7	6.3			



- [ ] Ranking at each section and finish
- .-.- No data available at this section
- NA No data available



Horse/Jockey Name	Marvia Miss
Final Rank	5
Fastest Section Time (Section)	0:11.51 (1600m)
Top Speed [km/h] (Section)	64.8 (1600m)
Race State	Finished



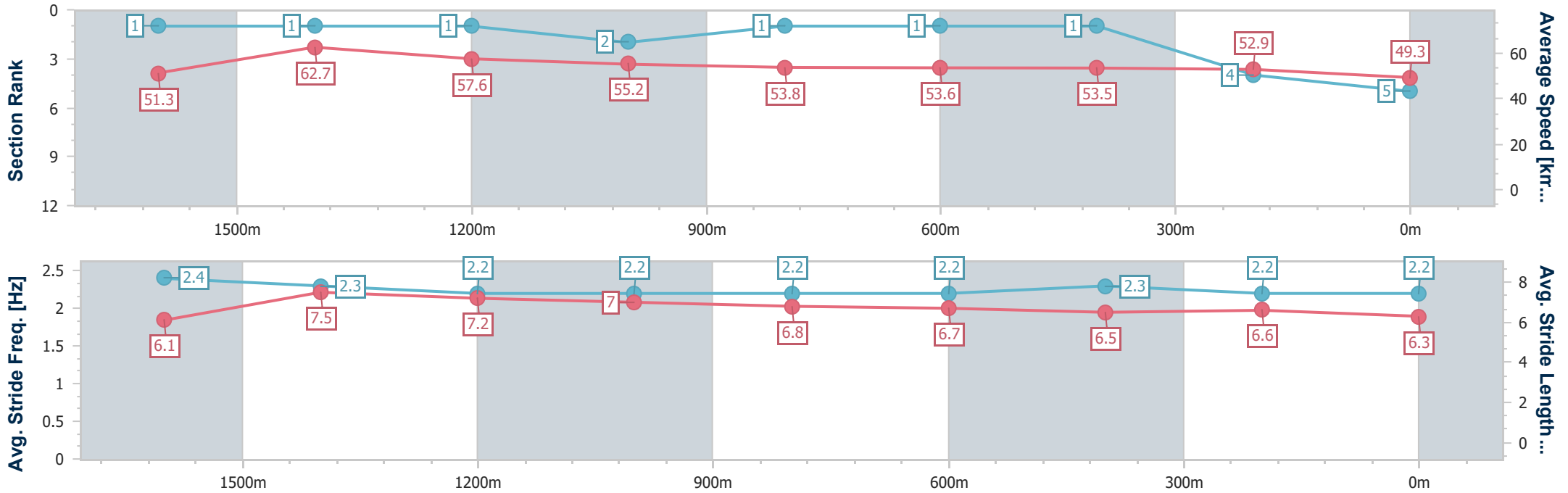
Sunshine Coast QLD Professional  
Race 3: NICK & GERRY CLATWORTHY QTIS Three-Year-Old  
Maiden Plate - 1800m



11 February 2024 - 14:04

Track Rating: Heavy 10, Weather: Overcast, Rail Position: +12m

Section	Overall	1600m	1400m	1200m	1000m	800m	600m	400m	200m
Section Times	1:59.69 [5] (0:14.07)	1:45.62 [1] (0:11.51)	1:34.11 [1] (0:12.54)	1:21.57 [1] (0:13.06)	1:08.51 [2] (0:13.37)	0:55.14 [1] (0:13.48)	0:41.66 [1] (0:13.45)	0:28.21 [1] (0:13.62)	0:14.59 [4] (0:14.59)
Average Speed [km/h]	51.3	62.7	57.6	55.2	53.8	53.6	53.5	52.9	49.3
Top Speed [km/h]	64.8	64.8	60.6	55.8	55.5	54.5	54.4	53.7	51.5
Avg. Dist. to Rail [m]	2.6	1.1	1.1	1.2	0.3	0.3	0.2	0.2	0.4
Avg. Stride Freq. [Hz]	2.4	2.3	2.2	2.2	2.2	2.2	2.3	2.2	2.2
Avg. Stride Length [m]	6.1	7.5	7.2	7.0	6.8	6.7	6.5	6.6	6.3



- [ ] Ranking at each section and finish
- .-.- No data available at this section
- NA No data available



Horse/Jockey Name	Flywheel
Final Rank	6
Fastest Section Time (Section)	0:11.57 (1600m)
Top Speed [km/h] (Section)	63.6 (1600m)
Race State	Finished



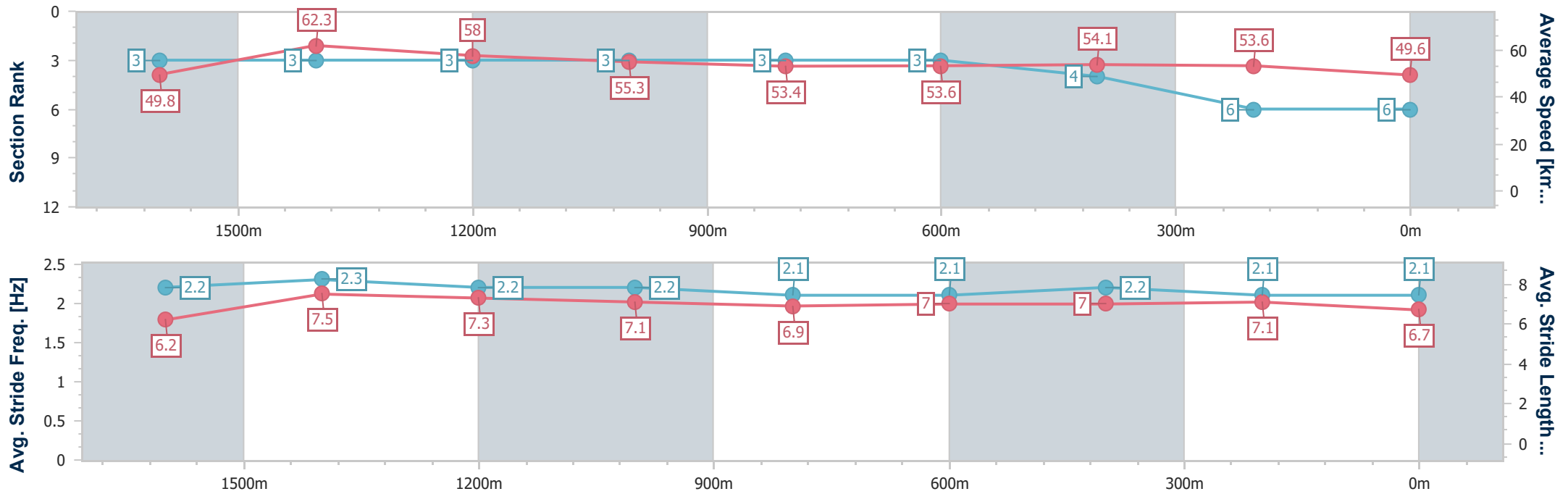
Sunshine Coast QLD Professional  
Race 3: NICK & GERRY CLATWORTHY QTIS Three-Year-Old  
Maiden Plate - 1800m



11 February 2024 - 14:04

Track Rating: Heavy 10, Weather: Overcast, Rail Position: +12m

Section	Overall	1600m	1400m	1200m	1000m	800m	600m	400m	200m				
Section Times	1:59.87 [6] (0:14.45)	1:45.42 [3] (0:11.57)	1:33.85 [3] (0:12.39)	1:21.46 [3] (0:13.04)	1:08.42 [3] (0:13.52)	0:54.90 [3] (0:13.48)	0:41.42 [3] (0:13.46)	0:27.96 [4] (0:13.41)	0:14.55 [6] (0:14.55)				
Average Speed [km/h]	49.8	62.3	58.0	55.3	53.4	53.6	54.1	53.6	49.6				
Top Speed [km/h]	62.1	63.6	60.7	56.7	55.8	54.9	56.3	55.8	52.6				
Avg. Dist. to Rail [m]	2.0	0.3	0.5	0.9	0.5	0.8	2.0	1.4	0.3				
Avg. Stride Freq. [Hz]	2.2	2.3	2.2	2.2	2.1	2.1	2.2	2.1	2.1				
Avg. Stride Length [m]	6.2	7.5	7.3	7.1	6.9	7.0	7.0	7.1	6.7				



- [ ] Ranking at each section and finish
- .-.- No data available at this section
- NA No data available