



Sunshine Coast QLD Professional

Race 5: LANDSBOROUGH HOTEL Class 1 Handicap - 1800m

11 February 2024 - 15:15



Track Rating: Heavy 10, Weather: Overcast, Rail Position: +12m

Section		Overall	1600m	1400m	1200m	1000m	800m	600m	Last 600m				
Field Times		1:58.03 (0:14.12)	1:43.91 (0:11.47)	1:32.44 (0:12.25)	1:20.19 (0:12.63)	1:07.56 (0:13.07)	0:54.49 (0:13.13)	0:41.36 (0:13.32)	0:41.36				
Rank	TAB Horse/Jockey	Barrier	Top Speed [km/h]	Fastest Section									Distance Travelled [m]
1	4 KERKORIAN Jake Bayliss	4	64.4 Overall	0:11.46 1600m	1:58.03 [1] (0:14.13)	1:43.90 [2] (0:11.46)	1:32.44 [1] (0:12.25)	1:20.19 [1] (0:12.63)	1:07.56 [1] (0:13.07)	0:54.49 [1] (0:13.13)	0:41.36 [1] (0:13.32)	0:41.36	
2	2 FLASH PRINCE Luke Tarrant	5	63.2 1600m	0:11.53 1600m	1:58.50 [2] (0:14.96)	1:43.54 [7] (0:11.53)	1:32.01 [7] (0:12.13)	1:19.88 [7] (0:12.52)	1:07.36 [7] (0:13.05)	0:54.31 [6] (0:13.20)	0:41.11 [5] (0:13.62)	0:41.11	+1
3	1 GRIPPING Jai Williams	9	65.1 1600m	0:11.33 1600m	1:58.53 [3] (0:14.59)	1:43.94 [5] (0:11.33)	1:32.61 [3] (0:12.15)	1:20.46 [3] (0:12.53)	1:07.93 [3] (0:13.07)	0:54.86 [3] (0:13.40)	0:41.46 [2] (0:13.67)	0:41.46	+8
4	11 WAR TOO ALL Nathan Thomas	3	63.9 1600m	0:11.61 1600m	1:59.34 [4] (0:14.60)	1:44.74 [6] (0:11.61)	1:33.13 [6] (0:12.27)	1:20.86 [6] (0:12.59)	1:08.27 [6] (0:13.23)	0:55.04 [8] (0:13.30)	0:41.74 [8] (0:13.75)	0:41.74	+7
5	8 KAHRABA Dale Smith	6	64.4 1600m	0:11.58 1600m	1:59.43 [5] (0:14.39)	1:45.04 [3] (0:11.58)	1:33.46 [4] (0:12.34)	1:21.12 [5] (0:12.50)	1:08.62 [4] (0:13.21)	0:55.41 [5] (0:13.53)	0:41.88 [6] (0:14.10)	0:41.88	+14
6	7 FRIJOLES Nozi Tomizawa	2	64.3 1600m	0:11.51 1600m	1:59.47 [6] (0:14.49)	1:44.98 [4] (0:11.51)	1:33.47 [5] (0:12.26)	1:21.21 [4] (0:12.56)	1:08.65 [5] (0:13.00)	0:55.65 [4] (0:13.31)	0:42.34 [4] (0:13.80)	0:42.34	+0
7	10 POWER GLIDER Casey Waddell	10	64.1 1600m	0:11.49 1600m	1:59.48 [7] (0:15.08)	1:44.40 [8] (0:11.49)	1:32.91 [8] (0:12.15)	1:20.76 [8] (0:12.55)	1:08.21 [8] (0:12.96)	0:55.25 [7] (0:13.32)	0:41.93 [7] (0:13.52)	0:41.93	+9
8	3 JOE MAMA Georgina Cartwright	8	64.3 Overall	0:11.56 1600m	2:02.15 [8] (0:14.12)	1:48.03 [1] (0:11.56)	1:36.47 [2] (0:12.26)	1:24.21 [2] (0:12.61)	1:11.60 [2] (0:13.02)	0:58.58 [2] (0:13.52)	0:45.06 [3] (0:14.27)	0:45.06	+6

Scratched: Mount Zion (#5), Silver Onyx (#6), Godra (#9)

[] Ranking at each section and finish
 -:-:- No data available at this section
 NA No data available

SCN Saddle cloth number
 DNF Did not finish
 DNT Did not track



Sunshine Coast QLD Professional
Race 5: LANDSBOROUGH HOTEL Class 1 Handicap - 1800m
 11 February 2024 - 15:15



Track Rating: Heavy 10, Weather: Overcast, Rail Position: +12m

Section				400m	200m			Last 600m			
Field Times				0:28.04 (0:13.57)	0:14.47 (0:14.47)			0:41.36			
Rank	TAB	Horse/Jockey	Barrier	Top Speed [km/h]	Fastest Section	Margin				Distance Travelled [m]	
1	4	KERKORIAN Jake Bayliss	4	64.4 Overall	0:11.46 1600m	0:28.04 [1] (0:13.57)	0:14.47 [1] (0:14.47)	1:58.03		0:41.36	
2	2	FLASH PRINCE Luke Tarrant	5	63.2 1600m	0:11.53 1600m	0:27.49 [4] (0:13.28)	0:14.21 [2] (0:14.21)	2.5L		0:41.11	+1
3	1	GRIPPING Jai Williams	9	65.1 1600m	0:11.33 1600m	0:27.79 [2] (0:13.59)	0:14.20 [3] (0:14.20)	2.6L		0:41.46	+8
4	11	WAR TOO ALL Nathan Thomas	3	63.9 1600m	0:11.61 1600m	0:27.99 [6] (0:13.67)	0:14.32 [6] (0:14.32)	7.4L		0:41.74	+7
5	8	KAHRABA Dale Smith	6	64.4 1600m	0:11.58 1600m	0:27.78 [8] (0:13.58)	0:14.20 [7] (0:14.20)	7.8L		0:41.88	+14
6	7	FRIJOLES Nozi Tomizawa	2	64.3 1600m	0:11.51 1600m	0:28.54 [3] (0:14.02)	0:14.52 [5] (0:14.52)	8L		0:42.34	+0
7	10	POWER GLIDER Casey Waddell	10	64.1 1600m	0:11.49 1600m	0:28.41 [5] (0:13.45)	0:14.96 [4] (0:14.96)	8.1L		0:41.93	+9
8	3	JOE MAMA Georgina Cartwright	8	64.3 Overall	0:11.56 1600m	0:30.79 [7] (0:14.87)	0:15.92 [8] (0:15.92)	23.6L		0:45.06	+6

Scratched: Mount Zion (#5), Silver Onyx (#6), Godra (#9)

[] Ranking at each section and finish
 -:-:- No data available at this section
 NA No data available

SCN Saddle cloth number
 DNF Did not finish
 DNT Did not track



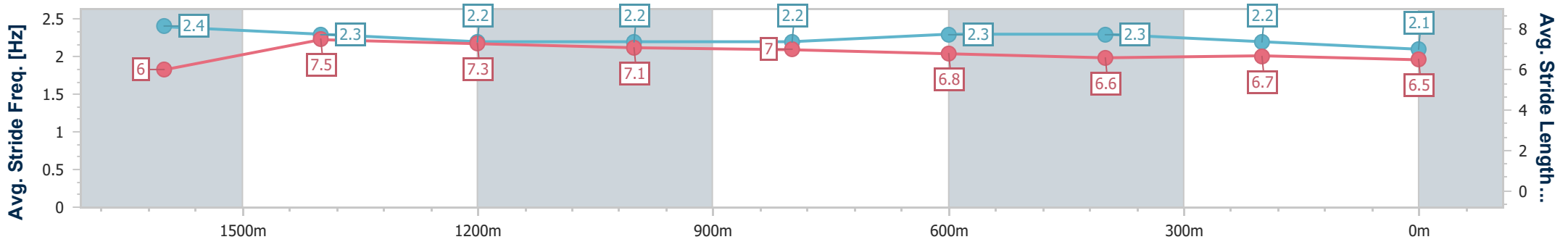
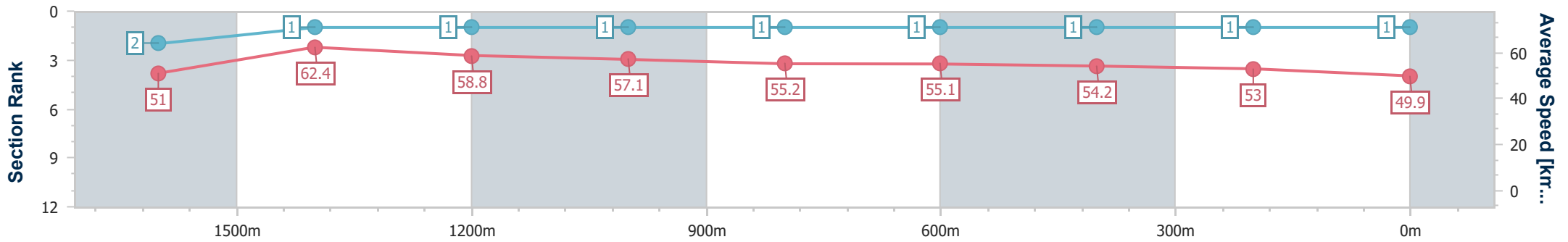
Horse/Jockey Name	Kerkorian
Final Rank	1
Fastest Section Time (Section)	0:11.46 (1600m)
Top Speed [km/h] (Section)	64.4 (Overall)
Race State	Finished



Sunshine Coast QLD Professional
 Race 5: LANDSBOROUGH HOTEL Class 1 Handicap - 1800m
 11 February 2024 - 15:15
 Track Rating: Heavy 10, Weather: Overcast, Rail Position: +12m



Section	Overall	1600m	1400m	1200m	1000m	800m	600m	400m	200m
Section Times	1:58.03 [1] (0:14.13)	1:43.90 [2] (0:11.46)	1:32.44 [1] (0:12.25)	1:20.19 [1] (0:12.63)	1:07.56 [1] (0:13.07)	0:54.49 [1] (0:13.13)	0:41.36 [1] (0:13.32)	0:28.04 [1] (0:13.57)	0:14.47 [1] (0:14.47)
Average Speed [km/h]	51.0	62.4	58.8	57.1	55.2	55.1	54.2	53.0	49.9
Top Speed [km/h]	64.4	64.4	61.0	57.9	55.9	56.2	55.6	54.8	51.7
Avg. Dist. to Rail [m]	2.4	1.0	0.5	1.7	1.3	0.8	0.9	0.6	0.5
Avg. Stride Freq. [Hz]	2.4	2.3	2.2	2.2	2.2	2.3	2.3	2.2	2.1
Avg. Stride Length [m]	6.0	7.5	7.3	7.1	7.0	6.8	6.6	6.7	6.5



- [] Ranking at each section and finish
- .-.- No data available at this section
- NA No data available



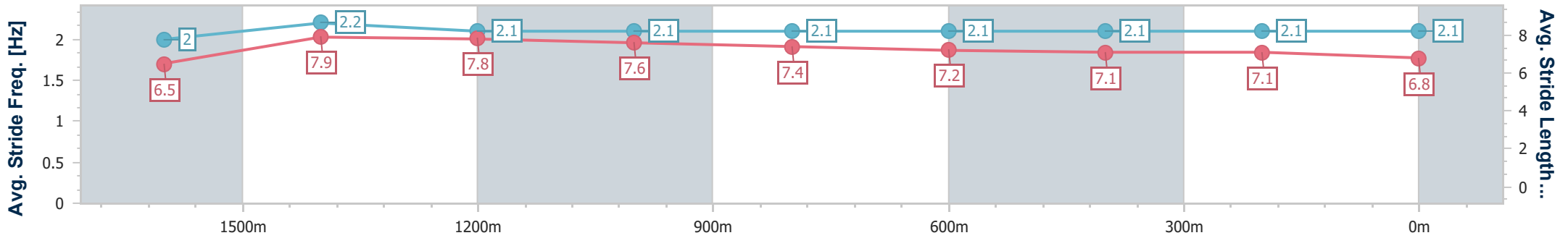
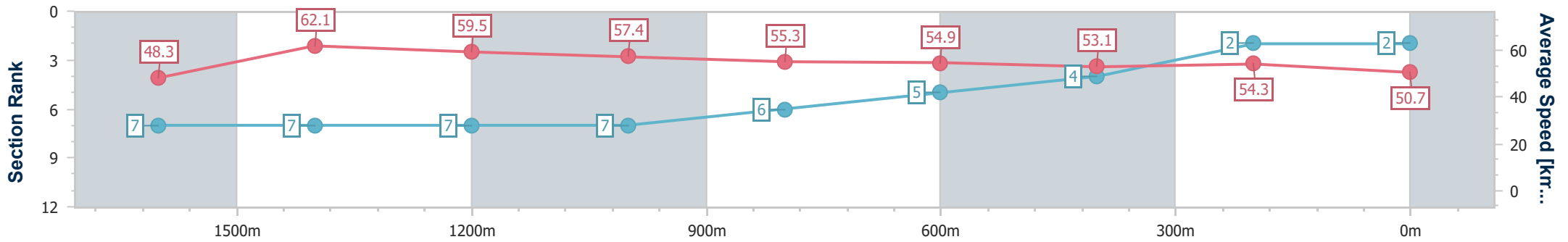
Horse/Jockey Name	Flash Prince
Final Rank	2
Fastest Section Time (Section)	0:11.53 (1600m)
Top Speed [km/h] (Section)	63.2 (1600m)
Race State	Finished



Sunshine Coast QLD Professional
 Race 5: LANDSBOROUGH HOTEL Class 1 Handicap - 1800m
 11 February 2024 - 15:15
 Track Rating: Heavy 10, Weather: Overcast, Rail Position: +12m



Section	Overall	1600m	1400m	1200m	1000m	800m	600m	400m	200m
Section Times	1:58.50 [2] (0:14.96)	1:43.54 [7] (0:11.53)	1:32.01 [7] (0:12.13)	1:19.88 [7] (0:12.52)	1:07.36 [7] (0:13.05)	0:54.31 [6] (0:13.20)	0:41.11 [5] (0:13.62)	0:27.49 [4] (0:13.28)	0:14.21 [2] (0:14.21)
Average Speed [km/h]	48.3	62.1	59.5	57.4	55.3	54.9	53.1	54.3	50.7
Top Speed [km/h]	62.4	63.2	61.9	58.3	57.8	56.4	54.1	54.8	52.9
Avg. Dist. to Rail [m]	3.1	0.7	0.2	0.7	0.6	1.4	0.9	1.9	0.7
Avg. Stride Freq. [Hz]	2.0	2.2	2.1	2.1	2.1	2.1	2.1	2.1	2.1
Avg. Stride Length [m]	6.5	7.9	7.8	7.6	7.4	7.2	7.1	7.1	6.8



- [] Ranking at each section and finish
- .-.- No data available at this section
- NA No data available



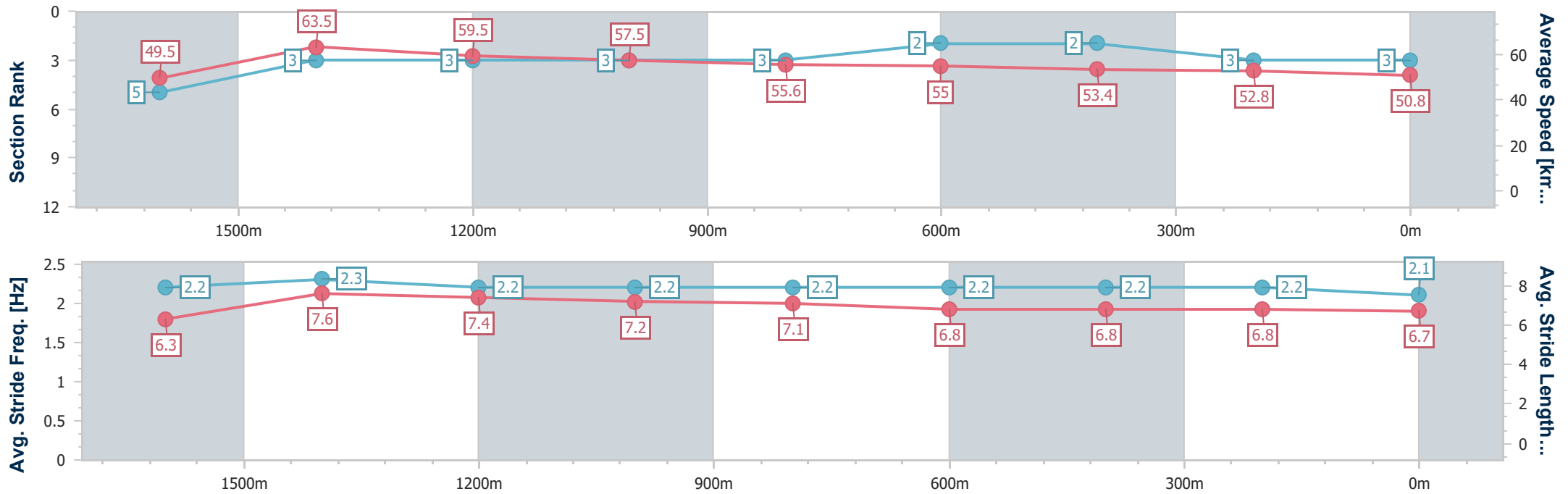
Horse/Jockey Name	Gripping
Final Rank	3
Fastest Section Time (Section)	0:11.33 (1600m)
Top Speed [km/h] (Section)	65.1 (1600m)
Race State	Finished



Sunshine Coast QLD Professional
 Race 5: LANDSBOROUGH HOTEL Class 1 Handicap - 1800m
 11 February 2024 - 15:15
 Track Rating: Heavy 10, Weather: Overcast, Rail Position: +12m



Section	Overall	1600m	1400m	1200m	1000m	800m	600m	400m	200m
Section Times	1:58.53 [3] (0:14.59)	1:43.94 [5] (0:11.33)	1:32.61 [3] (0:12.15)	1:20.46 [3] (0:12.53)	1:07.93 [3] (0:13.07)	0:54.86 [3] (0:13.40)	0:41.46 [2] (0:13.67)	0:27.79 [2] (0:13.59)	0:14.20 [3] (0:14.20)
Average Speed [km/h]	49.5	63.5	59.5	57.5	55.6	55.0	53.4	52.8	50.8
Top Speed [km/h]	65.1	65.1	61.8	58.2	57.3	56.4	54.8	54.1	53.1
Avg. Dist. to Rail [m]	4.3	0.9	1.4	1.8	2.5	4.1	2.1	0.9	1.8
Avg. Stride Freq. [Hz]	2.2	2.3	2.2	2.2	2.2	2.2	2.2	2.2	2.1
Avg. Stride Length [m]	6.3	7.6	7.4	7.2	7.1	6.8	6.8	6.8	6.7



- [] Ranking at each section and finish
- .-.- No data available at this section
- NA No data available



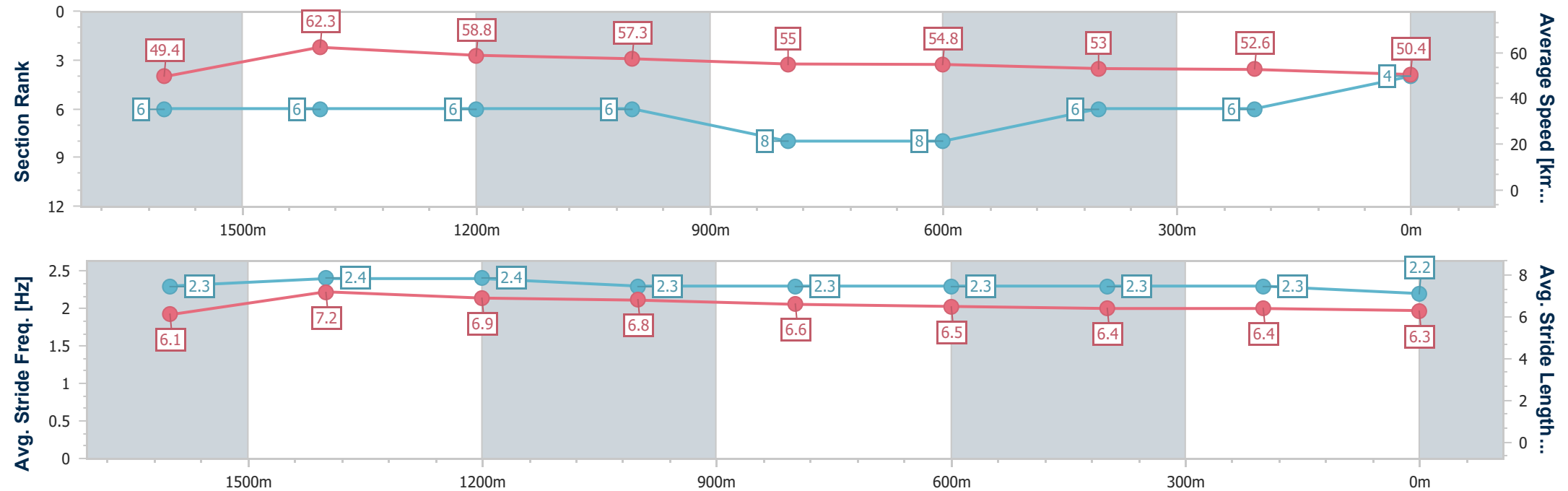
Horse/Jockey Name	War Too All
Final Rank	4
Fastest Section Time (Section)	0:11.61 (1600m)
Top Speed [km/h] (Section)	63.9 (1600m)
Race State	Finished



Sunshine Coast QLD Professional
 Race 5: LANDSBOROUGH HOTEL Class 1 Handicap - 1800m
 11 February 2024 - 15:15
 Track Rating: Heavy 10, Weather: Overcast, Rail Position: +12m



Section	Overall	1600m	1400m	1200m	1000m	800m	600m	400m	200m			
Section Times	1:59.34 [4] (0:14.60)	1:44.74 [6] (0:11.61)	1:33.13 [6] (0:12.27)	1:20.86 [6] (0:12.59)	1:08.27 [6] (0:13.23)	0:55.04 [8] (0:13.30)	0:41.74 [8] (0:13.75)	0:27.99 [6] (0:13.67)	0:14.32 [6] (0:14.32)			
Average Speed [km/h]	49.4	62.3	58.8	57.3	55.0	54.8	53.0	52.6	50.4			
Top Speed [km/h]	62.0	63.9	60.9	58.4	57.1	55.8	54.9	53.3	52.3			
Avg. Dist. to Rail [m]	1.7	1.1	1.4	2.3	3.2	2.3	2.0	3.8	3.9			
Avg. Stride Freq. [Hz]	2.3	2.4	2.4	2.3	2.3	2.3	2.3	2.3	2.2			
Avg. Stride Length [m]	6.1	7.2	6.9	6.8	6.6	6.5	6.4	6.4	6.3			



- [] Ranking at each section and finish
- .-.- No data available at this section
- NA No data available



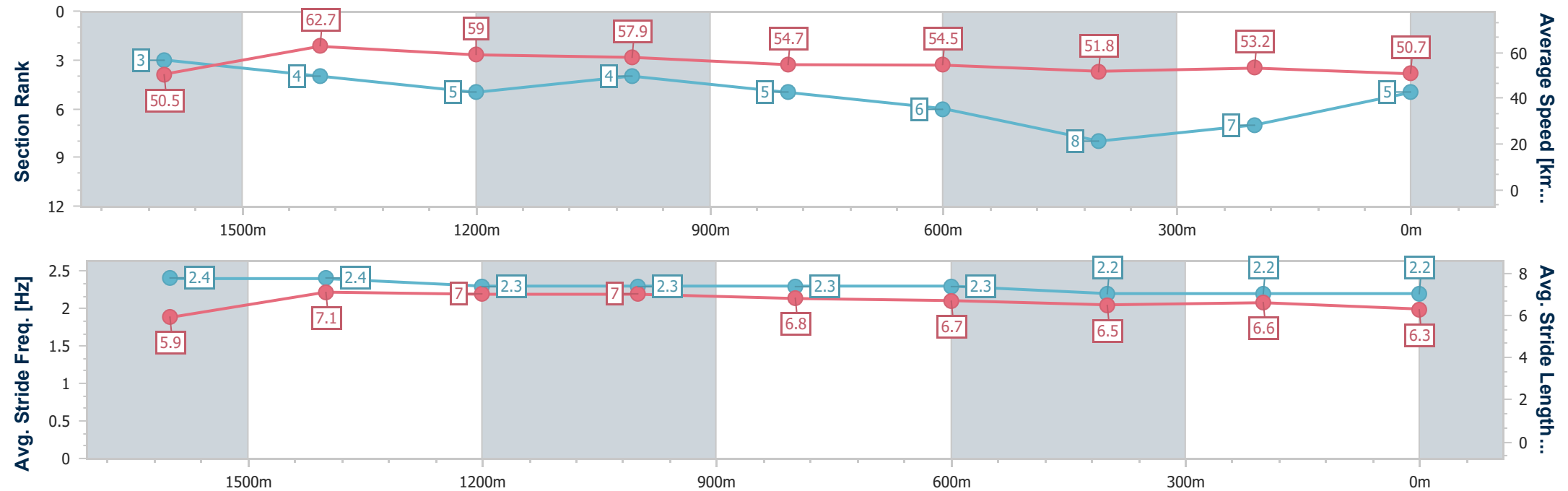
Horse/Jockey Name	Kahraba
Final Rank	5
Fastest Section Time (Section)	0:11.58 (1600m)
Top Speed [km/h] (Section)	64.4 (1600m)
Race State	Finished



Sunshine Coast QLD Professional
 Race 5: LANDSBOROUGH HOTEL Class 1 Handicap - 1800m
 11 February 2024 - 15:15
 Track Rating: Heavy 10, Weather: Overcast, Rail Position: +12m



Section	Overall	1600m	1400m	1200m	1000m	800m	600m	400m	200m			
Section Times	1:59.43 [5] (0:14.39)	1:45.04 [3] (0:11.58)	1:33.46 [4] (0:12.34)	1:21.12 [5] (0:12.50)	1:08.62 [4] (0:13.21)	0:55.41 [5] (0:13.53)	0:41.88 [6] (0:14.10)	0:27.78 [8] (0:13.58)	0:14.20 [7] (0:14.20)			
Average Speed [km/h]	50.5	62.7	59.0	57.9	54.7	54.5	51.8	53.2	50.7			
Top Speed [km/h]	64.3	64.4	61.3	59.1	57.3	56.6	53.7	54.4	54.0			
Avg. Dist. to Rail [m]	6.0	3.5	3.8	3.2	2.1	4.1	3.1	4.0	2.8			
Avg. Stride Freq. [Hz]	2.4	2.4	2.3	2.3	2.3	2.3	2.2	2.2	2.2			
Avg. Stride Length [m]	5.9	7.1	7.0	7.0	6.8	6.7	6.5	6.6	6.3			



- [] Ranking at each section and finish
- .-.- No data available at this section
- NA No data available



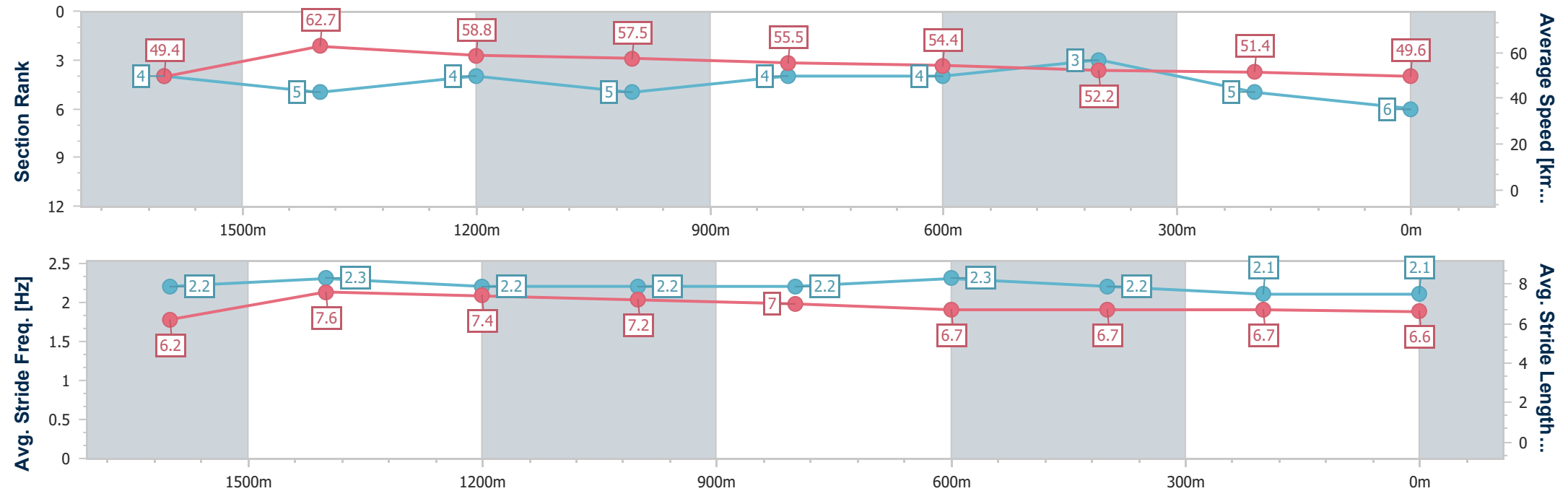
Horse/Jockey Name	Frijoles
Final Rank	6
Fastest Section Time (Section)	0:11.51 (1600m)
Top Speed [km/h] (Section)	64.3 (1600m)
Race State	Finished



Sunshine Coast QLD Professional
 Race 5: LANDSBOROUGH HOTEL Class 1 Handicap - 1800m
 11 February 2024 - 15:15
 Track Rating: Heavy 10, Weather: Overcast, Rail Position: +12m



Section	Overall	1600m	1400m	1200m	1000m	800m	600m	400m	200m			
Section Times	1:59.47 [6] (0:14.49)	1:44.98 [4] (0:11.51)	1:33.47 [5] (0:12.26)	1:21.21 [4] (0:12.56)	1:08.65 [5] (0:13.00)	0:55.65 [4] (0:13.31)	0:42.34 [4] (0:13.80)	0:28.54 [3] (0:14.02)	0:14.52 [5] (0:14.52)			
Average Speed [km/h]	49.4	62.7	58.8	57.5	55.5	54.4	52.2	51.4	49.6			
Top Speed [km/h]	63.8	64.3	61.3	57.9	57.4	56.0	53.7	52.5	51.4			
Avg. Dist. to Rail [m]	1.4	0.8	1.0	2.6	0.8	1.3	0.3	0.7	2.8			
Avg. Stride Freq. [Hz]	2.2	2.3	2.2	2.2	2.2	2.3	2.2	2.1	2.1			
Avg. Stride Length [m]	6.2	7.6	7.4	7.2	7.0	6.7	6.7	6.7	6.6			



- [] Ranking at each section and finish
- .-.- No data available at this section
- NA No data available



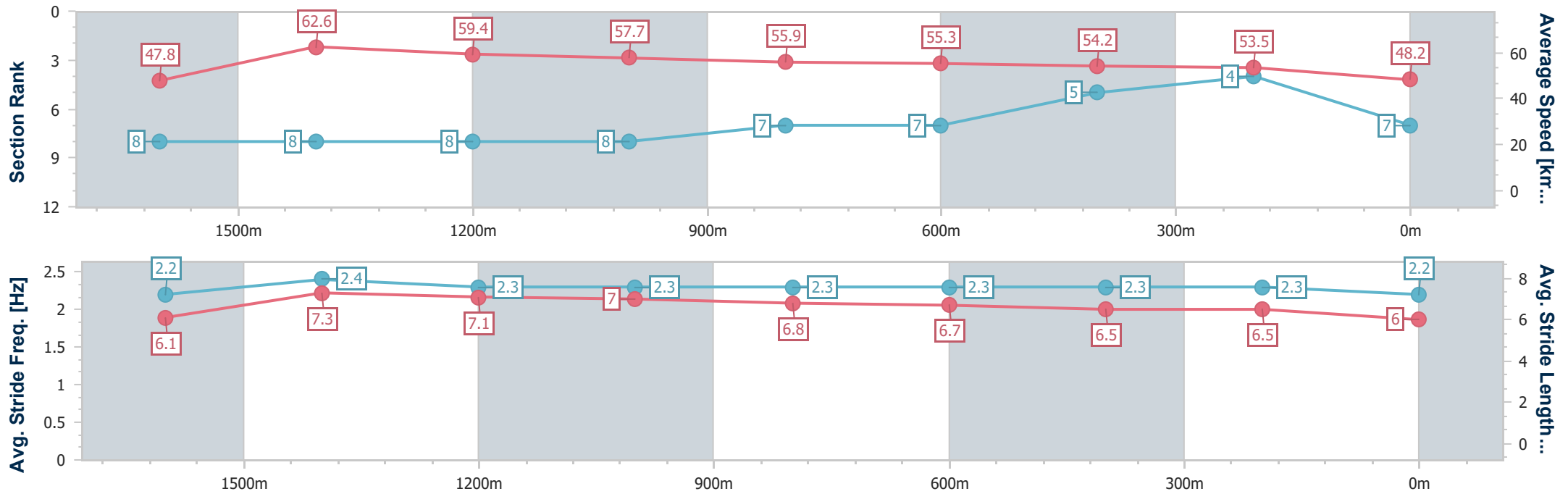
Horse/Jockey Name	Power Glider
Final Rank	7
Fastest Section Time (Section)	0:11.49 (1600m)
Top Speed [km/h] (Section)	64.1 (1600m)
Race State	Finished



Sunshine Coast QLD Professional
 Race 5: LANDSBOROUGH HOTEL Class 1 Handicap - 1800m
 11 February 2024 - 15:15
 Track Rating: Heavy 10, Weather: Overcast, Rail Position: +12m



Section	Overall	1600m	1400m	1200m	1000m	800m	600m	400m	200m			
Section Times	1:59.48 [7] (0:15.08)	1:44.40 [8] (0:11.49)	1:32.91 [8] (0:12.15)	1:20.76 [8] (0:12.55)	1:08.21 [8] (0:12.96)	0:55.25 [7] (0:13.32)	0:41.93 [7] (0:13.52)	0:28.41 [5] (0:13.45)	0:14.96 [4] (0:14.96)			
Average Speed [km/h]	47.8	62.6	59.4	57.7	55.9	55.3	54.2	53.5	48.2			
Top Speed [km/h]	63.8	64.1	61.7	59.0	57.0	57.5	56.0	54.7	51.2			
Avg. Dist. to Rail [m]	5.3	0.6	1.3	2.2	2.4	3.7	3.7	5.5	6.3			
Avg. Stride Freq. [Hz]	2.2	2.4	2.3	2.3	2.3	2.3	2.3	2.3	2.2			
Avg. Stride Length [m]	6.1	7.3	7.1	7.0	6.8	6.7	6.5	6.5	6.0			



- [] Ranking at each section and finish
- .-.- No data available at this section
- NA No data available



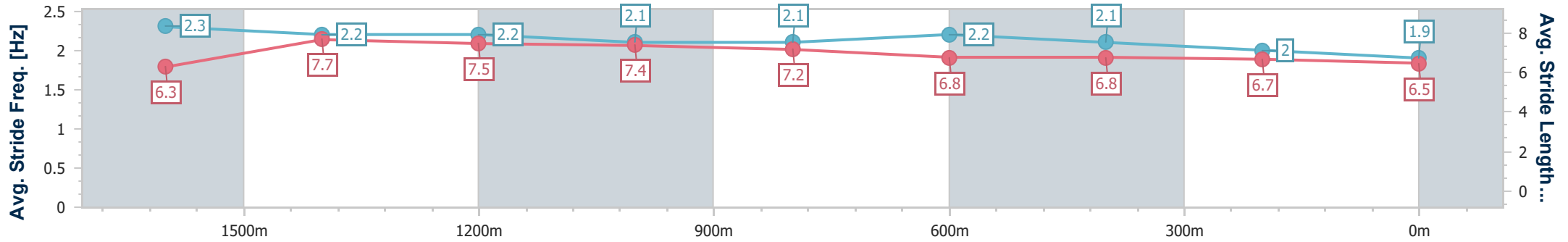
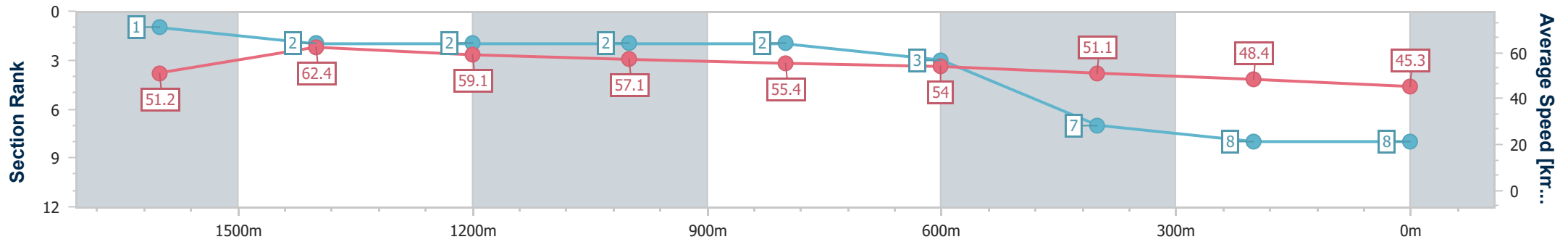
Horse/Jockey Name	Joe Mama
Final Rank	8
Fastest Section Time (Section)	0:11.56 (1600m)
Top Speed [km/h] (Section)	64.3 (Overall)
Race State	Finished



Sunshine Coast QLD Professional
 Race 5: LANDSBOROUGH HOTEL Class 1 Handicap - 1800m
 11 February 2024 - 15:15
 Track Rating: Heavy 10, Weather: Overcast, Rail Position: +12m



Section	Overall	1600m	1400m	1200m	1000m	800m	600m	400m	200m			
Section Times	2:02.15 [8] (0:14.12)	1:48.03 [1] (0:11.56)	1:36.47 [2] (0:12.26)	1:24.21 [2] (0:12.61)	1:11.60 [2] (0:13.02)	0:58.58 [2] (0:13.52)	0:45.06 [3] (0:14.27)	0:30.79 [7] (0:14.87)	0:15.92 [8] (0:15.92)			
Average Speed [km/h]	51.2	62.4	59.1	57.1	55.4	54.0	51.1	48.4	45.3			
Top Speed [km/h]	64.3	64.1	60.6	58.0	56.8	55.6	53.2	49.4	48.2			
Avg. Dist. to Rail [m]	3.9	1.7	1.1	1.2	0.8	2.9	2.1	2.6	1.2			
Avg. Stride Freq. [Hz]	2.3	2.2	2.2	2.1	2.1	2.2	2.1	2.0	1.9			
Avg. Stride Length [m]	6.3	7.7	7.5	7.4	7.2	6.8	6.8	6.7	6.5			



- [] Ranking at each section and finish
- .-.- No data available at this section
- NA No data available