



# Sunshine Coast QLD Professional

## Race 7: TYZAC VACUUM EXCAVATION Maiden Plate - 1400m



11 February 2024 - 16:35

Track Rating: Heavy 10, Weather: Overcast, Rail Position: +12m

Section													
Field Times		Overall	1200m	1000m	800m	600m	400m	Last 600m					
		1:30.66 (0:14.15)	1:16.51 (0:11.94)	1:04.57 (0:12.84)	0:51.73 (0:13.21)	0:38.52 (0:13.29)	0:25.23 (0:12.32)	0:38.52					
Rank	TAB	Horse/Jockey	Barrier	Top Speed [km/h]	Fastest Section							Distance Travelled [m]	
1	5	<b>PRADO</b> Karl Zechner	8	62.6	0:12.00	1:30.66 [1] (0:14.68)	1:15.98 [7] (0:12.29)	1:03.69 [7] (0:13.04)	0:50.65 [8] (0:12.88)	0:37.77 [7] (0:12.86)	0:24.91 [5] (0:12.00)	0:37.77	
2	4	<b>MALOTRU</b> Jake Bayliss	17	61.8	0:12.13	1:31.10 [2] (0:14.31)	1:16.79 [3] (0:12.13)	1:04.66 [4] (0:12.86)	0:51.80 [4] (0:13.22)	0:38.58 [3] (0:13.19)	0:25.39 [4] (0:12.29)	0:38.58	-5
3	7	<b>CHAYSE'N' THE KING</b> Sean Cormack	5	64.2	0:12.27	1:31.34 [3] (0:14.70)	1:16.64 [9] (0:12.35)	1:04.29 [8] (0:12.95)	0:51.34 [7] (0:12.87)	0:38.47 [6] (0:12.75)	0:25.72 [3] (0:12.27)	0:38.47	-1
4	6	<b>REVIEWS</b> Anthony Allen	4	60.4	0:12.36	1:32.19 [4] (0:14.69)	1:17.50 [8] (0:12.66)	1:04.84 [9] (0:12.98)	0:51.86 [10] (0:12.90)	0:38.96 [10] (0:13.09)	0:25.87 [9] (0:12.36)	0:38.96	+0
5	1	<b>DUSTYIAM</b> Nathan Thomas	15	63.7	0:11.98	1:32.58 [5] (0:14.15)	1:18.43 [1] (0:11.98)	1:06.45 [2] (0:12.86)	0:53.59 [2] (0:13.15)	0:40.44 [1] (0:13.29)	0:27.15 [1] (0:13.03)	0:40.44	+0
6	11	<b>HUKA</b> Melea Castle	10	63.8	0:11.84	1:32.66 [6] (0:14.59)	1:18.07 [6] (0:11.84)	1:06.23 [3] (0:12.77)	0:53.46 [3] (0:13.33)	0:40.13 [4] (0:13.30)	0:26.83 [6] (0:13.01)	0:40.13	+0
7	14	<b>CHAMPONNET</b> Jag Guthmann-Chester	2	61.9	0:12.22	1:32.89 [7] (0:14.52)	1:18.37 [5] (0:12.22)	1:06.15 [6] (0:12.81)	0:53.34 [5] (0:13.15)	0:40.19 [5] (0:13.23)	0:26.96 [7] (0:12.87)	0:40.19	-5
8	12	<b>MICK'S PASSION</b> Girish Goomany	11	60.9	0:12.32	1:33.02 [8] (0:15.05)	1:17.97 [10] (0:12.32)	1:05.65 [10] (0:12.74)	0:52.91 [9] (0:12.87)	0:40.04 [8] (0:13.21)	0:26.83 [8] (0:12.92)	0:40.04	-3
9	8	<b>TAVISTOCK GROVE</b> Jim Byrne	9	61.5	0:12.29	1:33.97 [9] (0:14.44)	1:19.53 [4] (0:12.29)	1:07.24 [5] (0:13.05)	0:54.19 [6] (0:13.25)	0:40.94 [9] (0:13.54)	0:27.40 [10] (0:13.24)	0:40.94	+3
10	2	<b>HOLY FLASH</b> James Orman	14	63.3	0:11.87	1:34.35 [10] (0:14.22)	1:20.13 [2] (0:11.87)	1:08.26 [1] (0:12.84)	0:55.42 [1] (0:13.25)	0:42.17 [2] (0:13.27)	0:28.90 [2] (0:13.50)	0:42.17	-5

Scratched: Hot Summer (#3), Unleash (#9), Assemble (#10), Among Us (#13), Majestic Angel (#15), The Merchant (#16), Lovezeladys (#17)

[ ] Ranking at each section and finish  
 -:-:- No data available at this section  
 NA No data available

SCN Saddle cloth number  
 DNF Did not finish  
 DNT Did not track



**Sunshine Coast QLD Professional**  
**Race 7: TYZAC VACUUM EXCAVATION Maiden Plate - 1400m**  
 11 February 2024 - 16:35



Track Rating: Heavy 10, Weather: Overcast, Rail Position: +12m

Section							200m			Last 600m
Field Times							0:12.91			0:38.52
							(0:12.91)			
Rank	TAB	Horse/Jockey	Barrier	Top Speed [km/h]	Fastest Section	Margin			Distance Travelled [m]	
1	5	<b>PRADO</b>	8	62.6	0:12.00	0:12.91 [1]	1:30.66		0:37.77	
		Karl Zechner		Overall	400m	(0:12.91)				
2	4	<b>MALOTRU</b>	17	61.8	0:12.13	0:13.10 [3]	2.5L		0:38.58 -5	
		Jake Bayliss		Overall	1200m	(0:13.10)				
3	7	<b>CHAYSE'N' THE KING</b>	5	64.2	0:12.27	0:13.45 [2]	3.8L		0:38.47 -1	
		Sean Cormack		Overall	400m	(0:13.45)				
4	6	<b>REVIEWS</b>	4	60.4	0:12.36	0:13.51 [5]	8.6L		0:38.96 +0	
		Anthony Allen		Overall	400m	(0:13.51)				
5	1	<b>DUSTYIAM</b>	15	63.7	0:11.98	0:14.12 [4]	10.6L		0:40.44 +0	
		Nathan Thomas		Overall	1200m	(0:14.12)				
6	11	<b>HUKA</b>	10	63.8	0:11.84	0:13.82 [7]	11L		0:40.13 +0	
		Melea Castle		1200m	1200m	(0:13.82)				
7	14	<b>CHAMPONNET</b>	2	61.9	0:12.22	0:14.09 [6]	12.3L		0:40.19 -5	
		Jag Guthmann-Chester		Overall	1200m	(0:14.09)				
8	12	<b>MICK'S PASSION</b>	11	60.9	0:12.32	0:13.91 [9]	12.8L		0:40.04 -3	
		Girish Goomany		1200m	1200m	(0:13.91)				
9	8	<b>TAVISTOCK GROVE</b>	9	61.5	0:12.29	0:14.16 [10]	18.3L		0:40.94 +3	
		Jim Byrne		Overall	1200m	(0:14.16)				
10	2	<b>HOLY FLASH</b>	14	63.3	0:11.87	0:15.40 [8]	20.6L		0:42.17 -5	
		James Orman		Overall	1200m	(0:15.40)				

Scratched: Hot Summer (#3), Unleash (#9), Assemble (#10), Among Us (#13), Majestic Angel (#15), The Merchant (#16), Lovezeladys (#17)

[ ] Ranking at each section and finish  
 -:-:- No data available at this section  
 NA No data available  
 SCN Saddle cloth number  
 DNF Did not finish  
 DNT Did not track



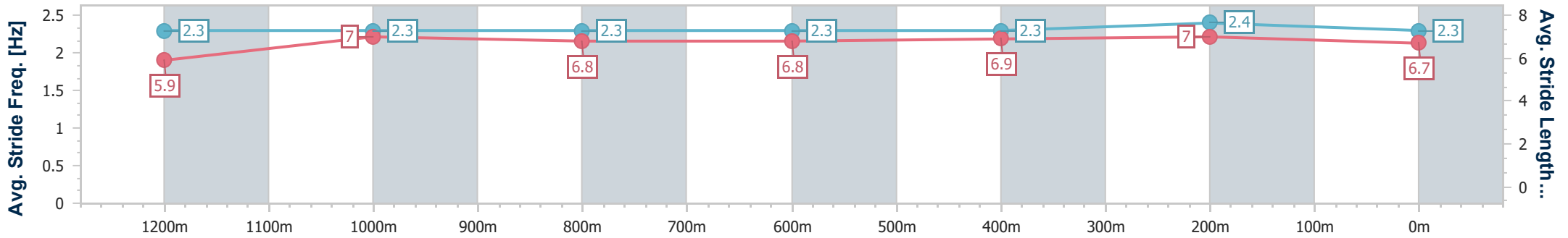
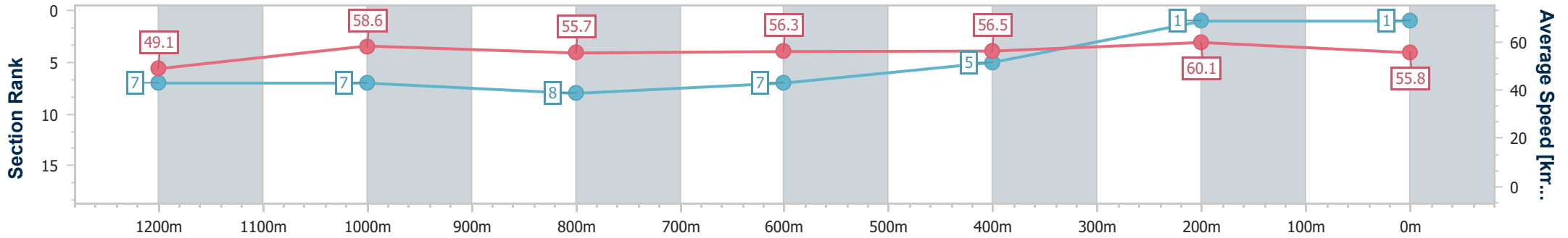
Horse/Jockey Name	Prado
Final Rank	1
Fastest Section Time (Section)	0:12.00 (400m)
Top Speed [km/h] (Section)	62.6 (Overall)
Race State	Finished



Sunshine Coast QLD Professional  
 Race 7: TYZAC VACUUM EXCAVATION Maiden Plate - 1400m  
 11 February 2024 - 16:35  
 Track Rating: Heavy 10, Weather: Overcast, Rail Position: +12m



Section	Overall	1200m	1000m	800m	600m	400m	200m
Section Times	1:30.66 [1] (0:14.68)	1:15.98 [7] (0:12.29)	1:03.69 [7] (0:13.04)	0:50.65 [8] (0:12.88)	0:37.77 [7] (0:12.86)	0:24.91 [5] (0:12.00)	0:12.91 [1] (0:12.91)
Average Speed [km/h]	49.1	58.6	55.7	56.3	56.5	60.1	55.8
Top Speed [km/h]	62.6	62.0	56.8	60.3	59.6	61.3	59.7
Avg. Dist. to Rail [m]	4.8	3.7	2.8	1.6	1.9	3.9	4.3
Avg. Stride Freq. [Hz]	2.3	2.3	2.3	2.3	2.3	2.4	2.3
Avg. Stride Length [m]	5.9	7.0	6.8	6.8	6.9	7.0	6.7



- [ ] Ranking at each section and finish
- .-.- No data available at this section
- NA No data available



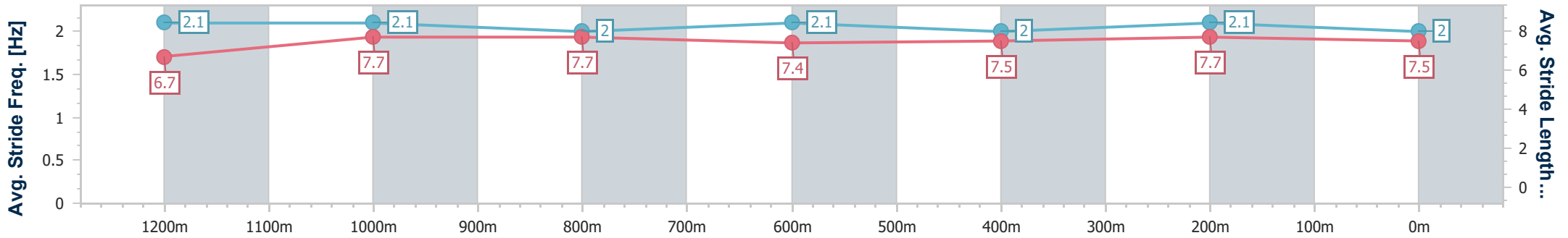
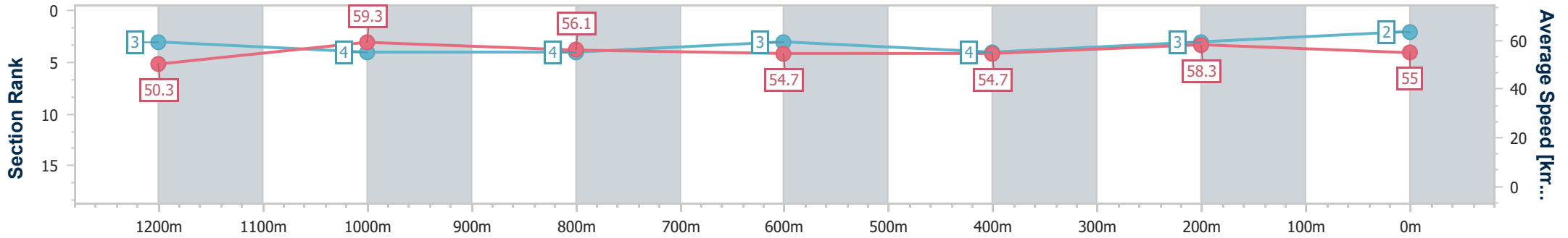
Horse/Jockey Name	Malotru
Final Rank	2
Fastest Section Time (Section)	0:12.13 (1200m)
Top Speed [km/h] (Section)	61.8 (Overall)
Race State	Finished



Sunshine Coast QLD Professional  
 Race 7: TYZAC VACUUM EXCAVATION Maiden Plate - 1400m  
 11 February 2024 - 16:35  
 Track Rating: Heavy 10, Weather: Overcast, Rail Position: +12m



Section	Overall	1200m	1000m	800m	600m	400m	200m
Section Times	1:31.10 [2] (0:14.31)	1:16.79 [3] (0:12.13)	1:04.66 [4] (0:12.86)	0:51.80 [4] (0:13.22)	0:38.58 [3] (0:13.19)	0:25.39 [4] (0:12.29)	0:13.10 [3] (0:13.10)
Average Speed [km/h]	50.3	59.3	56.1	54.7	54.7	58.3	55.0
Top Speed [km/h]	61.8	61.4	58.8	55.5	56.3	59.1	59.0
Avg. Dist. to Rail [m]	4.9	0.1	0.2	0.8	0.5	1.5	1.3
Avg. Stride Freq. [Hz]	2.1	2.1	2.0	2.1	2.0	2.1	2.0
Avg. Stride Length [m]	6.7	7.7	7.7	7.4	7.5	7.7	7.5



- [ ] Ranking at each section and finish
- .-.- No data available at this section
- NA No data available



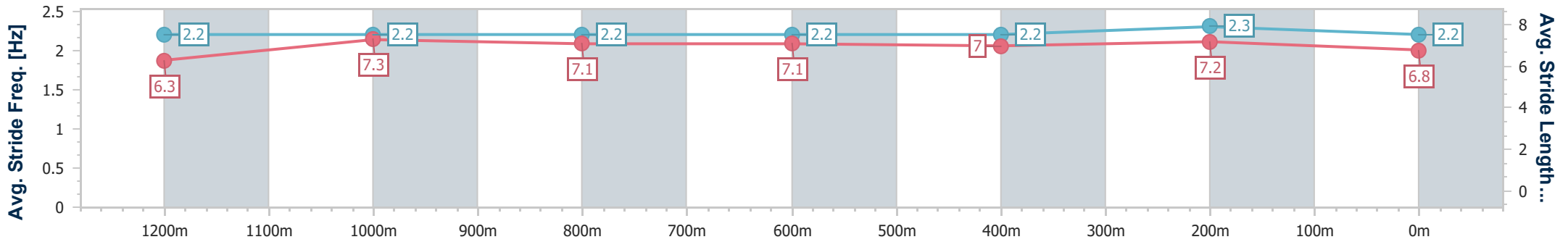
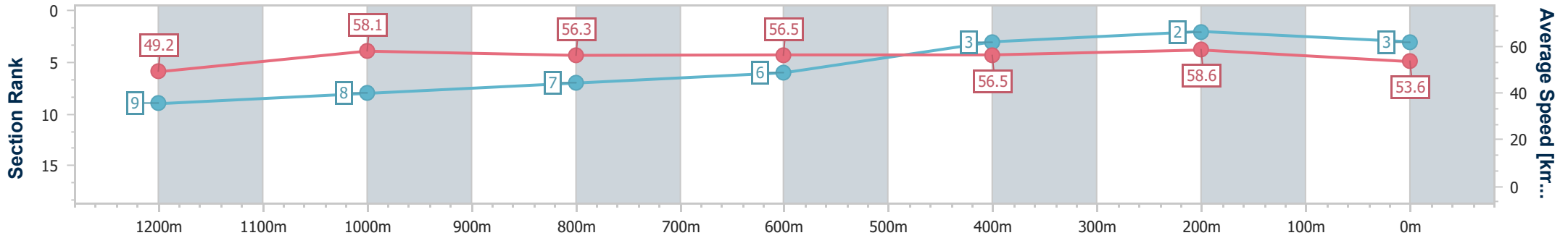
Horse/Jockey Name	Chayse'n' The King
Final Rank	3
Fastest Section Time (Section)	0:12.27 (400m)
Top Speed [km/h] (Section)	64.2 (Overall)
Race State	Finished



Sunshine Coast QLD Professional  
 Race 7: TYZAC VACUUM EXCAVATION Maiden Plate - 1400m  
 11 February 2024 - 16:35  
 Track Rating: Heavy 10, Weather: Overcast, Rail Position: +12m



Section	Overall	1200m	1000m	800m	600m	400m	200m
Section Times	1:31.34 [3] (0:14.70)	1:16.64 [9] (0:12.35)	1:04.29 [8] (0:12.95)	0:51.34 [7] (0:12.87)	0:38.47 [6] (0:12.75)	0:25.72 [3] (0:12.27)	0:13.45 [2] (0:13.45)
Average Speed [km/h]	49.2	58.1	56.3	56.5	56.5	58.6	53.6
Top Speed [km/h]	64.2	62.3	58.1	58.2	58.8	59.1	57.9
Avg. Dist. to Rail [m]	5.0	3.5	3.2	1.5	0.5	1.1	1.0
Avg. Stride Freq. [Hz]	2.2	2.2	2.2	2.2	2.2	2.3	2.2
Avg. Stride Length [m]	6.3	7.3	7.1	7.1	7.0	7.2	6.8



- [ ] Ranking at each section and finish
- .-.- No data available at this section
- NA No data available



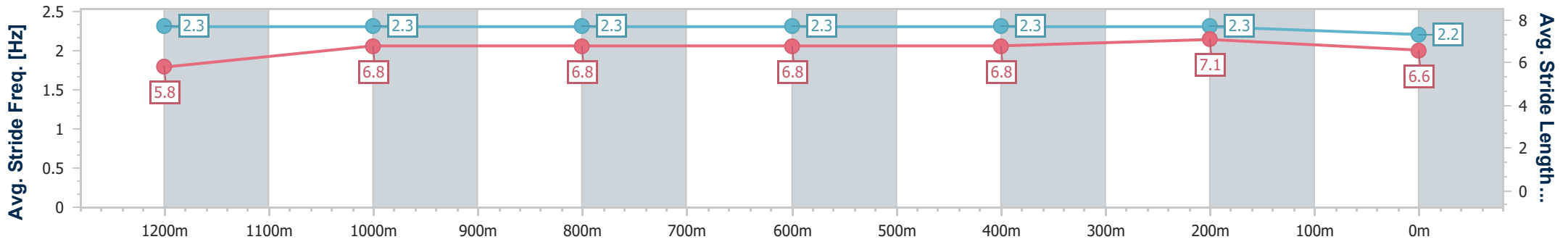
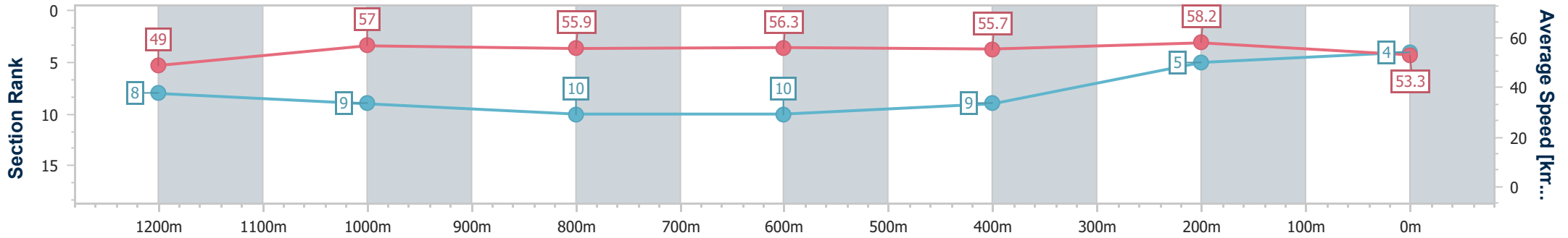
Horse/Jockey Name	
Final Rank	4
Fastest Section Time (Section)	0:12.36 (400m)
Top Speed [km/h] (Section)	60.4 (Overall)
Race State	Finished



Sunshine Coast QLD Professional  
 Race 7: TYZAC VACUUM EXCAVATION Maiden Plate - 1400m  
 11 February 2024 - 16:35  
 Track Rating: Heavy 10, Weather: Overcast, Rail Position: +12m



Section	Overall	1200m	1000m	800m	600m	400m	200m
Section Times	1:32.19 [4] (0:14.69)	1:17.50 [8] (0:12.66)	1:04.84 [9] (0:12.98)	0:51.86 [10] (0:12.90)	0:38.96 [10] (0:13.09)	0:25.87 [9] (0:12.36)	0:13.51 [5] (0:13.51)
Average Speed [km/h]	49.0	57.0	55.9	56.3	55.7	58.2	53.3
Top Speed [km/h]	60.4	60.1	57.1	58.3	56.9	59.5	57.7
Avg. Dist. to Rail [m]	3.7	3.5	3.0	1.7	2.0	4.7	6.2
Avg. Stride Freq. [Hz]	2.3	2.3	2.3	2.3	2.3	2.3	2.2
Avg. Stride Length [m]	5.8	6.8	6.8	6.8	6.8	7.1	6.6



- [ ] Ranking at each section and finish
- .-.- No data available at this section
- NA No data available



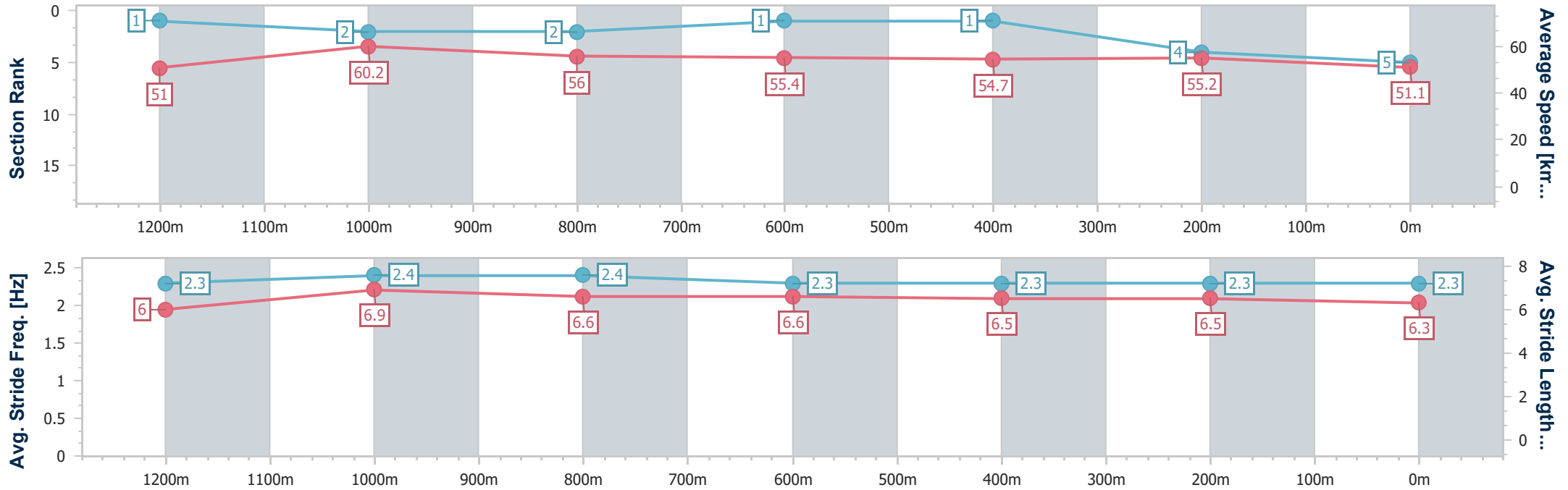
Horse/Jockey Name	Dustyiam
Final Rank	5
Fastest Section Time (Section)	0:11.98 (1200m)
Top Speed [km/h] (Section)	63.7 (Overall)
Race State	Finished



Sunshine Coast QLD Professional  
 Race 7: TYZAC VACUUM EXCAVATION Maiden Plate - 1400m  
 11 February 2024 - 16:35  
 Track Rating: Heavy 10, Weather: Overcast, Rail Position: +12m



Section	Overall	1200m	1000m	800m	600m	400m	200m
Section Times	1:32.58 [5] (0:14.15)	1:18.43 [1] (0:11.98)	1:06.45 [2] (0:12.86)	0:53.59 [2] (0:13.15)	0:40.44 [1] (0:13.29)	0:27.15 [1] (0:13.03)	0:14.12 [4] (0:14.12)
Average Speed [km/h]	51.0	60.2	56.0	55.4	54.7	55.2	51.1
Top Speed [km/h]	63.7	63.3	58.4	56.4	55.7	56.5	54.7
Avg. Dist. to Rail [m]	4.7	1.8	1.1	2.2	1.5	1.6	2.0
Avg. Stride Freq. [Hz]	2.3	2.4	2.4	2.3	2.3	2.3	2.3
Avg. Stride Length [m]	6.0	6.9	6.6	6.6	6.5	6.5	6.3



- [ ] Ranking at each section and finish
- .-.- No data available at this section
- NA No data available



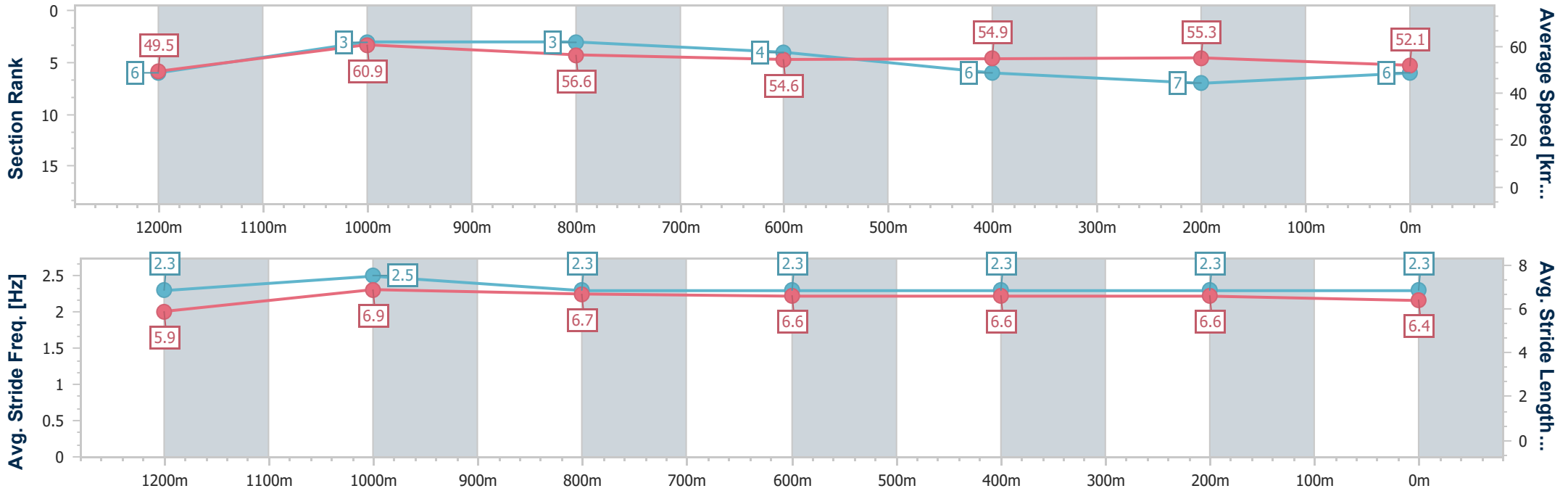
Horse/Jockey Name	Huka
Final Rank	6
Fastest Section Time (Section)	0:11.84 (1200m)
Top Speed [km/h] (Section)	63.8 (1200m)
Race State	Finished



Sunshine Coast QLD Professional  
 Race 7: TYZAC VACUUM EXCAVATION Maiden Plate - 1400m  
 11 February 2024 - 16:35  
 Track Rating: Heavy 10, Weather: Overcast, Rail Position: +12m



Section	Overall	1200m	1000m	800m	600m	400m	200m
Section Times	1:32.66 [6] (0:14.59)	1:18.07 [6] (0:11.84)	1:06.23 [3] (0:12.77)	0:53.46 [3] (0:13.33)	0:40.13 [4] (0:13.30)	0:26.83 [6] (0:13.01)	0:13.82 [7] (0:13.82)
Average Speed [km/h]	49.5	60.9	56.6	54.6	54.9	55.3	52.1
Top Speed [km/h]	63.3	63.8	58.8	55.2	56.1	56.2	54.6
Avg. Dist. to Rail [m]	5.2	3.0	1.5	2.3	2.2	3.4	2.6
Avg. Stride Freq. [Hz]	2.3	2.5	2.3	2.3	2.3	2.3	2.3
Avg. Stride Length [m]	5.9	6.9	6.7	6.6	6.6	6.6	6.4



- [ ] Ranking at each section and finish
- .-.- No data available at this section
- NA No data available





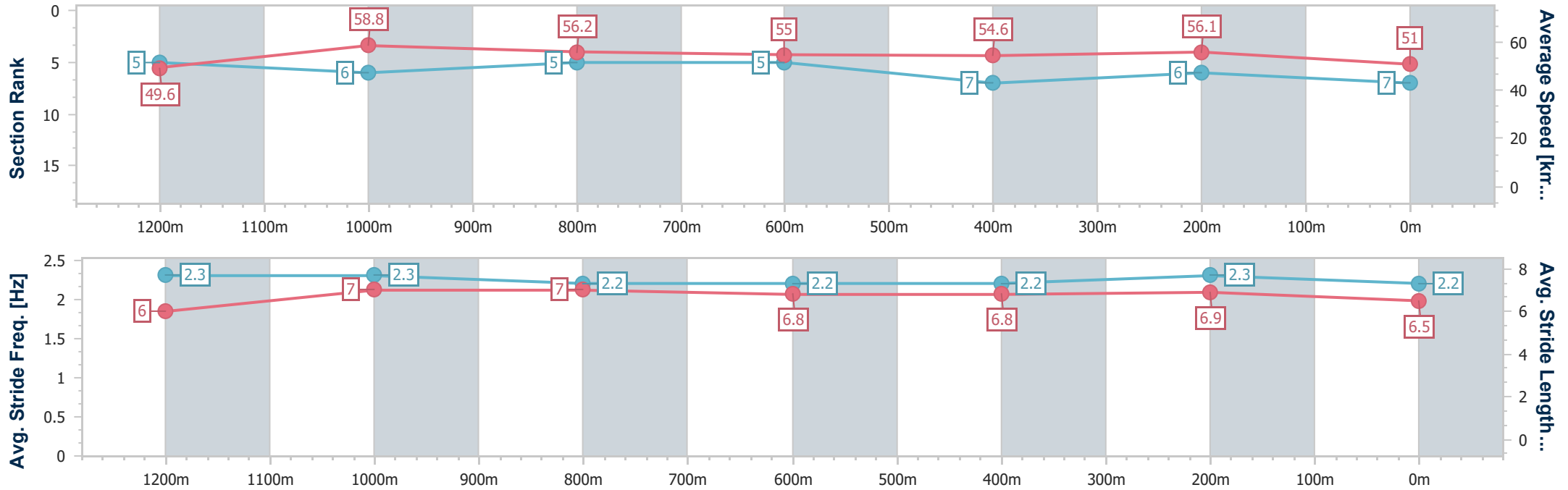
Horse/Jockey Name	Champonnet
Final Rank	7
Fastest Section Time (Section)	0:12.22 (1200m)
Top Speed [km/h] (Section)	61.9 (Overall)
Race State	Finished



Sunshine Coast QLD Professional  
 Race 7: TYZAC VACUUM EXCAVATION Maiden Plate - 1400m  
 11 February 2024 - 16:35  
 Track Rating: Heavy 10, Weather: Overcast, Rail Position: +12m



Section	Overall	1200m	1000m	800m	600m	400m	200m
Section Times	1:32.89 [7] (0:14.52)	1:18.37 [5] (0:12.22)	1:06.15 [6] (0:12.81)	0:53.34 [5] (0:13.15)	0:40.19 [5] (0:13.23)	0:26.96 [7] (0:12.87)	0:14.09 [6] (0:14.09)
Average Speed [km/h]	49.6	58.8	56.2	55.0	54.6	56.1	51.0
Top Speed [km/h]	61.9	60.8	57.9	56.3	55.7	56.8	54.9
Avg. Dist. to Rail [m]	1.6	1.1	0.2	0.8	1.0	2.0	1.1
Avg. Stride Freq. [Hz]	2.3	2.3	2.2	2.2	2.2	2.3	2.2
Avg. Stride Length [m]	6.0	7.0	7.0	6.8	6.8	6.9	6.5



- [ ] Ranking at each section and finish
- .-.- No data available at this section
- NA No data available



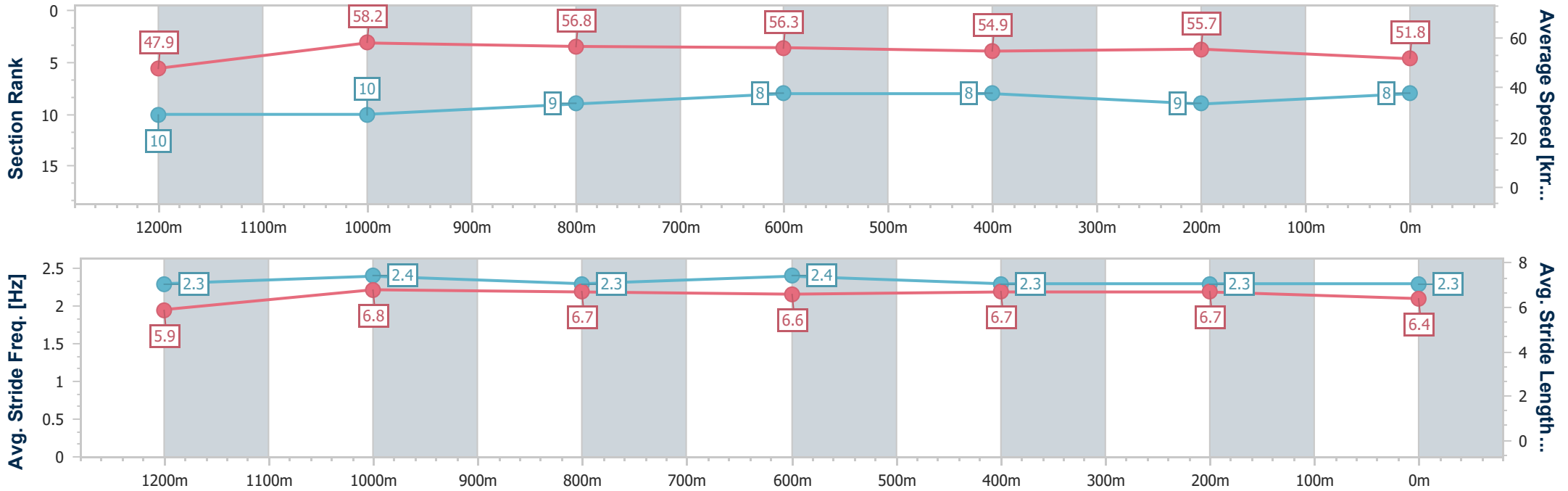
Horse/Jockey Name	Mick's Passion
Final Rank	8
Fastest Section Time (Section)	0:12.32 (1200m)
Top Speed [km/h] (Section)	60.9 (1200m)
Race State	Finished



Sunshine Coast QLD Professional  
 Race 7: TYZAC VACUUM EXCAVATION Maiden Plate - 1400m  
 11 February 2024 - 16:35  
 Track Rating: Heavy 10, Weather: Overcast, Rail Position: +12m



Section	Overall	1200m	1000m	800m	600m	400m	200m
Section Times	1:33.02 [8] (0:15.05)	1:17.97 [10] (0:12.32)	1:05.65 [10] (0:12.74)	0:52.91 [9] (0:12.87)	0:40.04 [8] (0:13.21)	0:26.83 [8] (0:12.92)	0:13.91 [9] (0:13.91)
Average Speed [km/h]	47.9	58.2	56.8	56.3	54.9	55.7	51.8
Top Speed [km/h]	60.3	60.9	58.7	58.4	55.9	56.8	54.3
Avg. Dist. to Rail [m]	6.7	1.9	0.8	1.4	1.2	2.7	3.4
Avg. Stride Freq. [Hz]	2.3	2.4	2.3	2.4	2.3	2.3	2.3
Avg. Stride Length [m]	5.9	6.8	6.7	6.6	6.7	6.7	6.4



- [ ] Ranking at each section and finish
- .-.- No data available at this section
- NA No data available



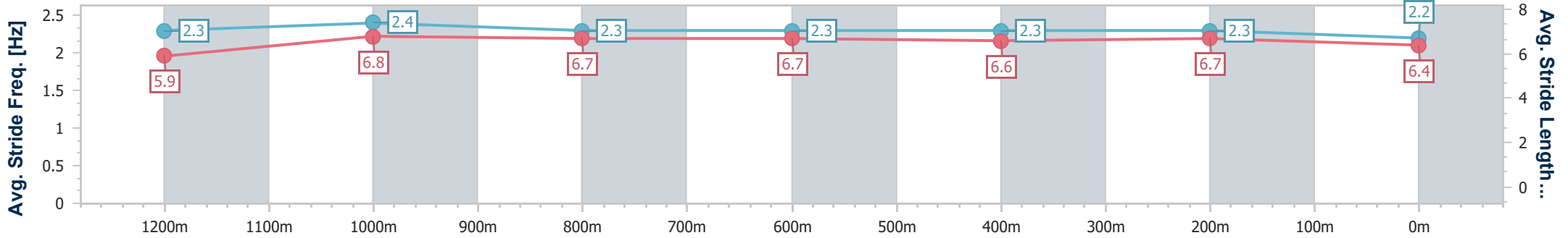
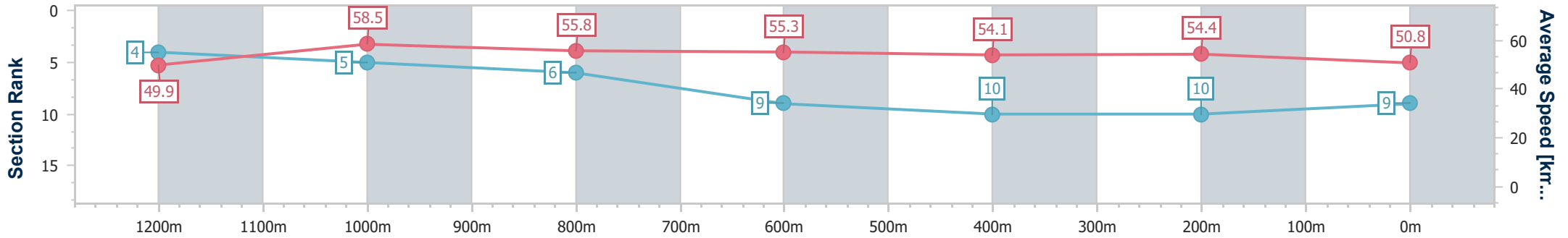
Horse/Jockey Name	Tavistock Grove
Final Rank	9
Fastest Section Time (Section)	0:12.29 (1200m)
Top Speed [km/h] (Section)	61.5 (Overall)
Race State	Finished



Sunshine Coast QLD Professional  
 Race 7: TYZAC VACUUM EXCAVATION Maiden Plate - 1400m  
 11 February 2024 - 16:35  
 Track Rating: Heavy 10, Weather: Overcast, Rail Position: +12m



Section	Overall	1200m	1000m	800m	600m	400m	200m
Section Times	1:33.97 [9] (0:14.44)	1:19.53 [4] (0:12.29)	1:07.24 [5] (0:13.05)	0:54.19 [6] (0:13.25)	0:40.94 [9] (0:13.54)	0:27.40 [10] (0:13.24)	0:14.16 [10] (0:14.16)
Average Speed [km/h]	49.9	58.5	55.8	55.3	54.1	54.4	50.8
Top Speed [km/h]	61.5	61.2	57.0	56.8	54.8	54.9	54.7
Avg. Dist. to Rail [m]	5.4	3.5	3.5	3.0	2.8	4.2	4.7
Avg. Stride Freq. [Hz]	2.3	2.4	2.3	2.3	2.3	2.3	2.2
Avg. Stride Length [m]	5.9	6.8	6.7	6.7	6.6	6.7	6.4



- [ ] Ranking at each section and finish
- .-.- No data available at this section
- NA No data available



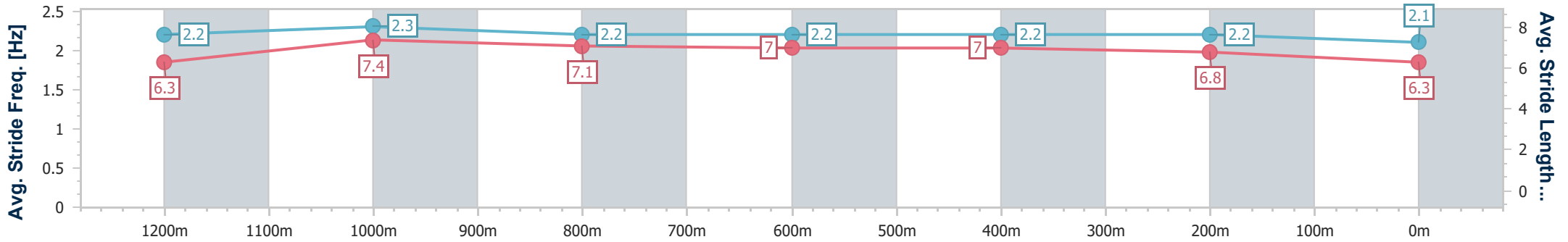
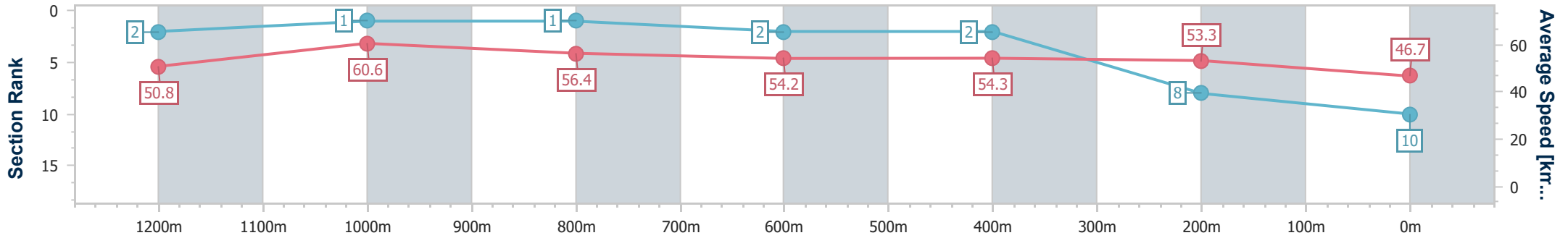
Horse/Jockey Name	Holy Flash
Final Rank	10
Fastest Section Time (Section)	0:11.87 (1200m)
Top Speed [km/h] (Section)	63.3 (Overall)
Race State	Finished



Sunshine Coast QLD Professional  
 Race 7: TYZAC VACUUM EXCAVATION Maiden Plate - 1400m  
 11 February 2024 - 16:35  
 Track Rating: Heavy 10, Weather: Overcast, Rail Position: +12m



Section	Overall	1200m	1000m	800m	600m	400m	200m
Section Times	1:34.35 [10] (0:14.22)	1:20.13 [2] (0:11.87)	1:08.26 [1] (0:12.84)	0:55.42 [1] (0:13.25)	0:42.17 [2] (0:13.27)	0:28.90 [2] (0:13.50)	0:15.40 [8] (0:15.40)
Average Speed [km/h]	50.8	60.6	56.4	54.2	54.3	53.3	46.7
Top Speed [km/h]	63.3	62.6	58.5	55.6	55.0	54.7	51.3
Avg. Dist. to Rail [m]	7.8	3.4	1.4	0.4	0.5	0.3	0.3
Avg. Stride Freq. [Hz]	2.2	2.3	2.2	2.2	2.2	2.2	2.1
Avg. Stride Length [m]	6.3	7.4	7.1	7.0	7.0	6.8	6.3



- [ ] Ranking at each section and finish
- .-.-.- No data available at this section
- NA No data available