



Sunshine Coast QLD Professional
Race 8: TAB BENCHMARK 62 Handicap - 1200m
11 February 2024 - 17:08



Track Rating: Heavy 10, Weather: Overcast, Rail Position: +12m

Section		Overall	1000m	800m	600m	400m	200m	Last 600m					
Field Times		1:17.92 (0:15.24)	1:02.68 (0:12.66)	0:50.02 (0:12.87)	0:37.15 (0:12.70)	0:24.45 (0:11.82)	0:12.63 (0:12.63)	0:37.15					
Rank	TAB Horse/Jockey	Barrier	Top Speed [km/h]	Fastest Section							Margin	Distance Travelled [m]	
1	4 BALTRAY Georgina Cartwright	2	62.6 400m	0:11.69 400m	1:17.92 [1] (0:15.58)	1:02.34 [4] (0:12.66)	0:49.68 [4] (0:12.91)	0:36.77 [4] (0:12.55)	0:24.22 [4] (0:11.69)	0:12.53 [2] (0:12.53)	1:17.92	0:36.77	
2	5 HOOKS Justin Huxtable	1	62.2 400m	0:11.82 400m	1:17.94 [2] (0:15.49)	1:02.45 [3] (0:12.47)	0:49.98 [2] (0:12.81)	0:37.17 [1] (0:12.70)	0:24.47 [1] (0:11.82)	0:12.65 [1] (0:12.65)	0.1L	0:37.17	-2
3	7 MENARI MAGIC Jim Byrne	5	61.6 400m	0:11.91 400m	1:18.20 [3] (0:15.73)	1:02.47 [5] (0:12.52)	0:49.95 [5] (0:12.90)	0:37.05 [5] (0:12.61)	0:24.44 [5] (0:11.91)	0:12.53 [3] (0:12.53)	1.6L	0:37.05	+2
4	9 SIX SIDES James Orman	11	60.5 400m	0:12.08 400m	1:19.69 [4] (0:15.40)	1:04.29 [2] (0:12.82)	0:51.47 [3] (0:12.89)	0:38.58 [3] (0:12.58)	0:26.00 [3] (0:12.08)	0:13.92 [4] (0:13.92)	10.1L	0:38.58	+8
5	3 INVICTUS LAD Kyle Wilson-Taylor	3	58.7 400m	0:12.59 600m	1:22.47 [5] (0:15.24)	1:07.23 [1] (0:12.66)	0:54.57 [1] (0:13.05)	0:41.52 [2] (0:12.59)	0:28.93 [2] (0:12.75)	0:16.18 [5] (0:16.18)	26.4L	0:41.52	+2

Scratched: Halfahope (#1), King Of Wanchai (#2), Living Free (#6), Jukebox Glow (#8), Miss Bacall (#10), Applecross (#11), Vadaboom (#12), He's Essential (#13)

[] Ranking at each section and finish
 -:-:- No data available at this section
 NA No data available

SCN Saddle cloth number
 DNF Did not finish
 DNT Did not track



Horse/Jockey Name	Baltray
Final Rank	1
Fastest Section Time (Section)	0:11.69 (400m)
Top Speed [km/h] (Section)	62.6 (400m)
Race State	Finished



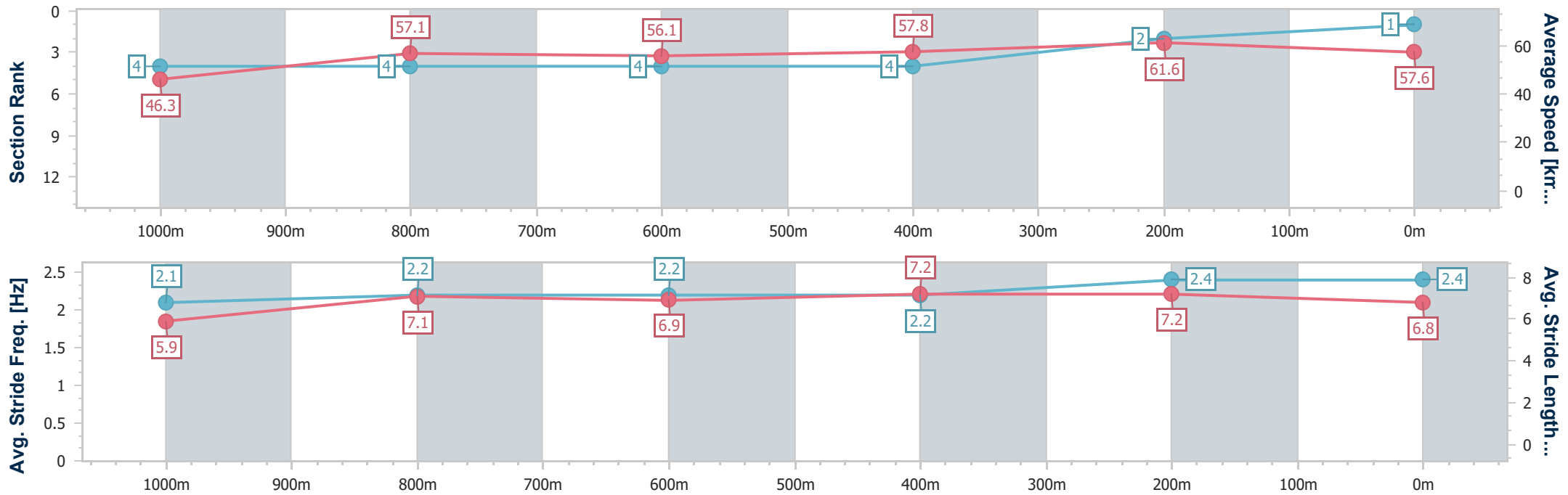
Sunshine Coast QLD Professional
Race 8: TAB BENCHMARK 62 Handicap - 1200m



11 February 2024 - 17:08

Track Rating: Heavy 10, Weather: Overcast, Rail Position: +12m

Section	Overall	1000m	800m	600m	400m	200m
Section Times	1:17.92 [1] (0:15.58)	1:02.34 [4] (0:12.66)	0:49.68 [4] (0:12.91)	0:36.77 [4] (0:12.55)	0:24.22 [4] (0:11.69)	0:12.53 [2] (0:12.53)
Average Speed [km/h]	46.3	57.1	56.1	57.8	61.6	57.6
Top Speed [km/h]	56.3	58.3	57.5	60.7	62.6	61.0
Avg. Dist. to Rail [m]	2.9	1.3	1.2	1.2	0.3	0.4
Avg. Stride Freq. [Hz]	2.1	2.2	2.2	2.2	2.4	2.4
Avg. Stride Length [m]	5.9	7.1	6.9	7.2	7.2	6.8



- [] Ranking at each section and finish
- .-.- No data available at this section
- NA No data available



Horse/Jockey Name	Hooks
Final Rank	2
Fastest Section Time (Section)	0:11.82 (400m)
Top Speed [km/h] (Section)	62.2 (400m)
Race State	Finished



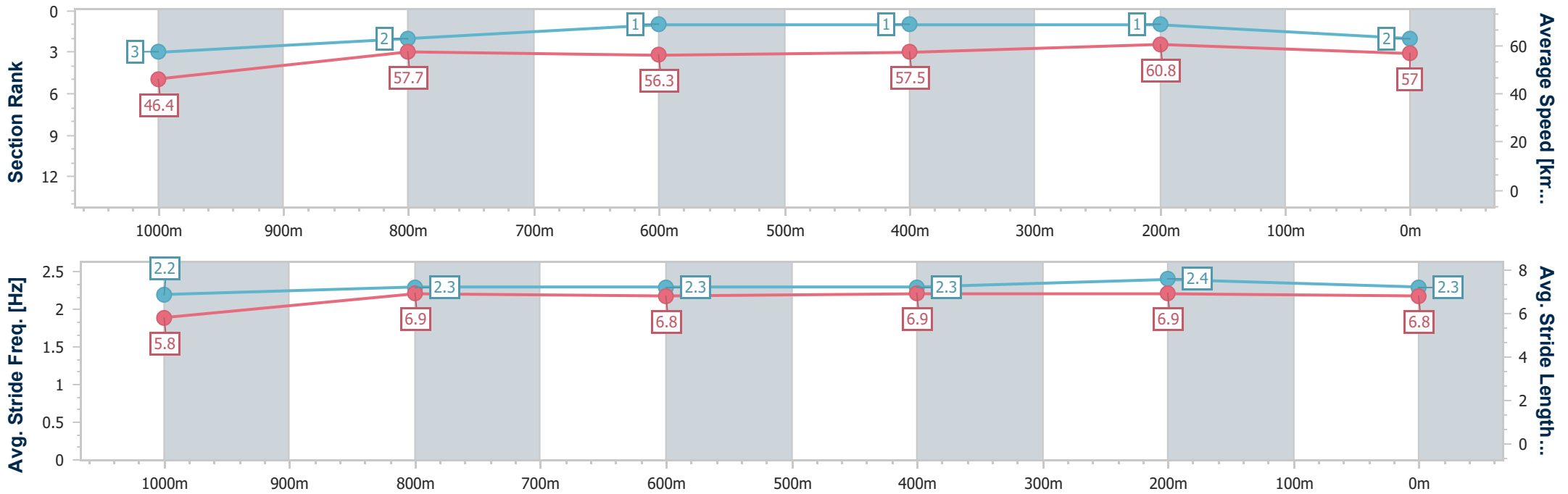
Sunshine Coast QLD Professional
Race 8: TAB BENCHMARK 62 Handicap - 1200m



11 February 2024 - 17:08

Track Rating: Heavy 10, Weather: Overcast, Rail Position: +12m

Section	Overall	1000m	800m	600m	400m	200m
Section Times	1:17.94 [2] (0:15.49)	1:02.45 [3] (0:12.47)	0:49.98 [2] (0:12.81)	0:37.17 [1] (0:12.70)	0:24.47 [1] (0:11.82)	0:12.65 [1] (0:12.65)
Average Speed [km/h]	46.4	57.7	56.3	57.5	60.8	57.0
Top Speed [km/h]	57.0	59.7	57.5	60.6	62.2	60.9
Avg. Dist. to Rail [m]	0.7	1.0	0.9	2.1	1.2	1.6
Avg. Stride Freq. [Hz]	2.2	2.3	2.3	2.3	2.4	2.3
Avg. Stride Length [m]	5.8	6.9	6.8	6.9	6.9	6.8



- [] Ranking at each section and finish
- .-.- No data available at this section
- NA No data available



Horse/Jockey Name	Menari Magic
Final Rank	3
Fastest Section Time (Section)	0:11.91 (400m)
Top Speed [km/h] (Section)	61.6 (400m)
Race State	Finished



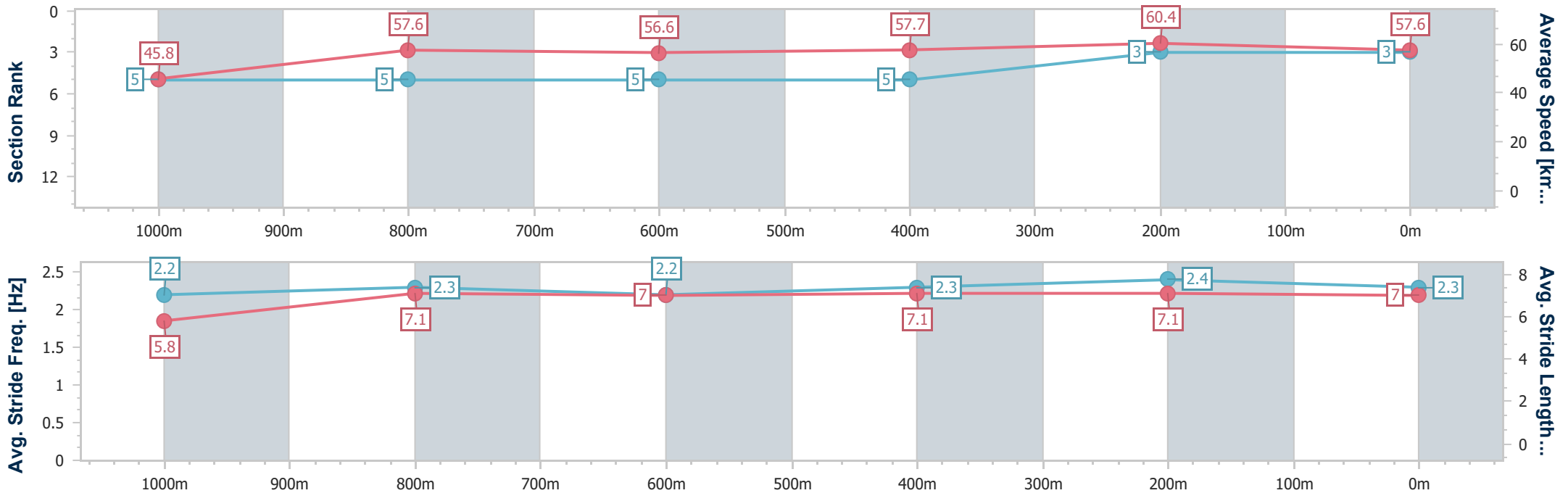
Sunshine Coast QLD Professional
Race 8: TAB BENCHMARK 62 Handicap - 1200m



11 February 2024 - 17:08

Track Rating: Heavy 10, Weather: Overcast, Rail Position: +12m

Section	Overall	1000m	800m	600m	400m	200m
Section Times	1:18.20 [3] (0:15.73)	1:02.47 [5] (0:12.52)	0:49.95 [5] (0:12.90)	0:37.05 [5] (0:12.61)	0:24.44 [5] (0:11.91)	0:12.53 [3] (0:12.53)
Average Speed [km/h]	45.8	57.6	56.6	57.7	60.4	57.6
Top Speed [km/h]	56.5	58.9	58.4	59.3	61.6	60.9
Avg. Dist. to Rail [m]	3.8	0.7	2.0	2.3	1.1	1.0
Avg. Stride Freq. [Hz]	2.2	2.3	2.2	2.3	2.4	2.3
Avg. Stride Length [m]	5.8	7.1	7.0	7.1	7.1	7.0



- [] Ranking at each section and finish
- .-.- No data available at this section
- NA No data available



Horse/Jockey Name	Six Sides
Final Rank	4
Fastest Section Time (Section)	0:12.08 (400m)
Top Speed [km/h] (Section)	60.5 (400m)
Race State	Finished



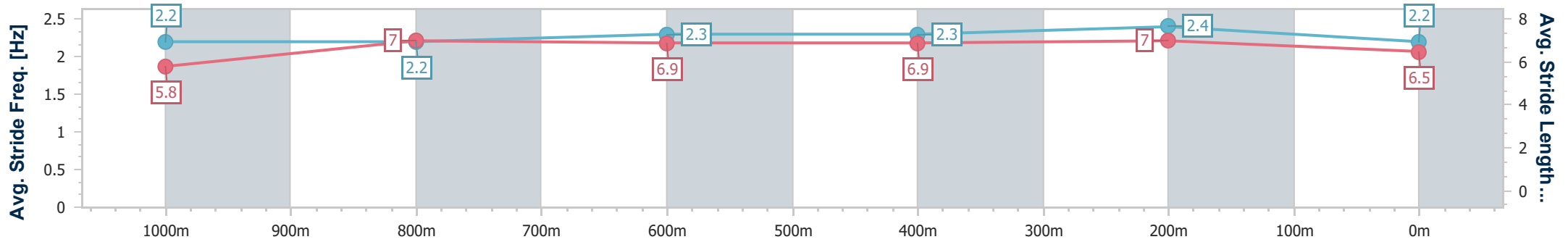
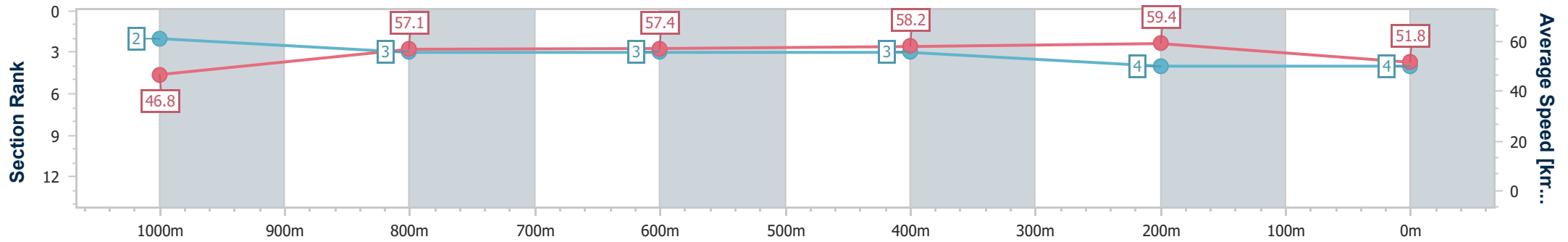
Sunshine Coast QLD Professional
Race 8: TAB BENCHMARK 62 Handicap - 1200m



11 February 2024 - 17:08

Track Rating: Heavy 10, Weather: Overcast, Rail Position: +12m

Section	Overall	1000m	800m	600m	400m	200m
Section Times	1:19.69 [4] (0:15.40)	1:04.29 [2] (0:12.82)	0:51.47 [3] (0:12.89)	0:38.58 [3] (0:12.58)	0:26.00 [3] (0:12.08)	0:13.92 [4] (0:13.92)
Average Speed [km/h]	46.8	57.1	57.4	58.2	59.4	51.8
Top Speed [km/h]	57.8	58.7	60.1	59.4	60.5	59.6
Avg. Dist. to Rail [m]	5.4	5.0	4.6	3.1	6.1	5.7
Avg. Stride Freq. [Hz]	2.2	2.2	2.3	2.3	2.4	2.2
Avg. Stride Length [m]	5.8	7.0	6.9	6.9	7.0	6.5



- [] Ranking at each section and finish
- .-.- No data available at this section
- NA No data available



Horse/Jockey Name	Invictus Lad
Final Rank	5
Fastest Section Time (Section)	0:12.59 (600m)
Top Speed [km/h] (Section)	58.7 (400m)
Race State	Finished



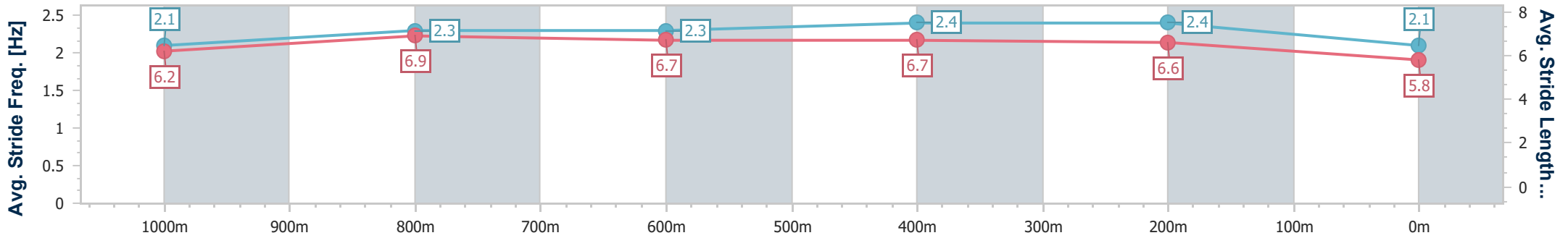
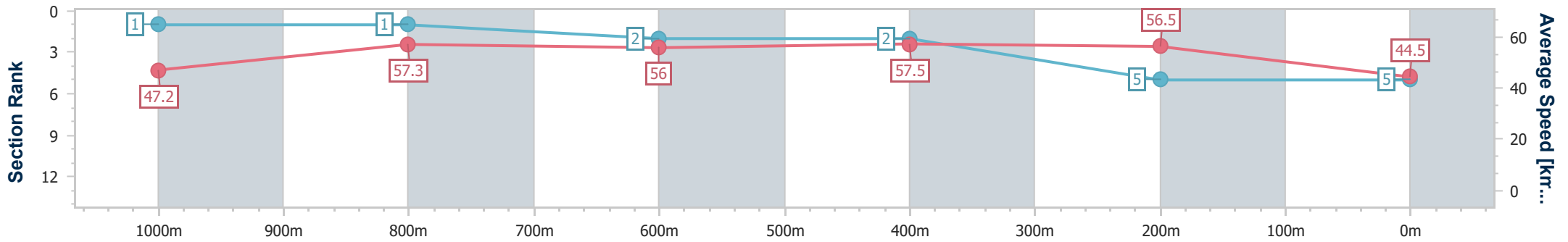
Sunshine Coast QLD Professional
Race 8: TAB BENCHMARK 62 Handicap - 1200m



11 February 2024 - 17:08

Track Rating: Heavy 10, Weather: Overcast, Rail Position: +12m

Section	Overall	1000m	800m	600m	400m	200m
Section Times	1:22.47 [5] (0:15.24)	1:07.23 [1] (0:12.66)	0:54.57 [1] (0:13.05)	0:41.52 [2] (0:12.59)	0:28.93 [2] (0:12.75)	0:16.18 [5] (0:16.18)
Average Speed [km/h]	47.2	57.3	56.0	57.5	56.5	44.5
Top Speed [km/h]	57.5	58.2	57.2	58.2	58.7	53.4
Avg. Dist. to Rail [m]	4.2	2.7	2.2	1.3	2.2	3.1
Avg. Stride Freq. [Hz]	2.1	2.3	2.3	2.4	2.4	2.1
Avg. Stride Length [m]	6.2	6.9	6.7	6.7	6.6	5.8



- [] Ranking at each section and finish
- .-.- No data available at this section
- NA No data available