



Townsville QLD Professional

Race 4: LADBROKE IT! BENCHMARK 58 Handicap - 1200m



20 February 2024 - 13:45

Track Rating: Soft 5, Weather: Overcast, Rail Position: +5.5m 1000m-W/Post, +2m Remainder

Section												Last 600m		
Field Times		Overall	1000m	800m	600m	400m	200m						0:34.23	
		1:10.71 (0:13.76)	0:56.95 (0:11.43)	0:45.52 (0:11.29)	0:34.23 (0:11.07)	0:23.16 (0:11.13)	0:12.03 (0:12.03)							
Rank	TAB	Horse/Jockey	Barrier	Top Speed [km/h]	Fastest Section								Margin	Distance Travelled [m]
1	2	TIOGA PASS Ryan Wiggins	6	66.2 400m	0:11.05 600m	1:10.71 [1] (0:14.12)	0:56.59 [3] (0:11.40)	0:45.19 [3] (0:11.24)	0:33.95 [3] (0:11.05)	0:22.90 [2] (0:11.09)	0:11.81 [2] (0:11.81)	1:10.71	0:33.95	
2	6	FLORAL CODE Adam Sewell	9	66.7 Overall	0:11.07 600m	1:10.75 [2] (0:13.76)	0:56.99 [1] (0:11.43)	0:45.56 [1] (0:11.29)	0:34.27 [1] (0:11.07)	0:23.20 [1] (0:11.13)	0:12.07 [1] (0:12.07)	0.2L	0:34.27	-4
3	7	MISS FUBULICIOUS Scott Sheargold	4	67.0 400m	0:11.01 400m	1:10.92 [3] (0:14.39)	0:56.53 [4] (0:11.33)	0:45.20 [5] (0:11.23)	0:33.97 [5] (0:11.09)	0:22.88 [5] (0:11.01)	0:11.87 [3] (0:11.87)	1.2L	0:33.97	+0
4	4	BETTER DAYS AHEAD Rebecca Wilson	2	66.2 400m	0:11.14 400m	1:11.13 [4] (0:14.03)	0:57.10 [2] (0:11.43)	0:45.67 [2] (0:11.24)	0:34.43 [2] (0:11.26)	0:23.17 [4] (0:11.14)	0:12.03 [4] (0:12.03)	2.2L	0:34.43	-6
5	5	STRATHCONA Jason Taylor	1	65.2 600m	0:11.12 600m	1:11.23 [5] (0:14.43)	0:56.80 [5] (0:11.26)	0:45.54 [4] (0:11.14)	0:34.40 [4] (0:11.12)	0:23.28 [3] (0:11.30)	0:11.98 [5] (0:11.98)	2.7L	0:34.40	-5
6	8	GINGER MICK Chris Whiteley	5	65.5 400m	0:11.13 400m	1:11.35 [6] (0:14.46)	0:56.89 [6] (0:11.37)	0:45.52 [6] (0:11.25)	0:34.27 [6] (0:11.18)	0:23.09 [6] (0:11.13)	0:11.96 [6] (0:11.96)	3.2L	0:34.27	-1
7	10	PRIVATE SECTOR Brooke Johnson	3	66.4 600m	0:11.00 600m	1:11.74 [7] (0:14.71)	0:57.03 [7] (0:11.35)	0:45.68 [7] (0:11.30)	0:34.38 [7] (0:11.00)	0:23.38 [7] (0:11.21)	0:12.17 [7] (0:12.17)	5.5L	0:34.38	-5
8	9	GINASUE Adam Spinks	10	65.5 1000m	0:11.13 600m	1:12.08 [8] (0:14.76)	0:57.32 [8] (0:11.44)	0:45.88 [8] (0:11.17)	0:34.71 [8] (0:11.13)	0:23.58 [8] (0:11.25)	0:12.33 [8] (0:12.33)	7.5L	0:34.71	-1

Scratched: Northern Pride (#1), Bringyaticket (#3)

[] Ranking at each section and finish
 -:-:- No data available at this section
 NA No data available

SCN Saddle cloth number
 DNF Did not finish
 DNT Did not track



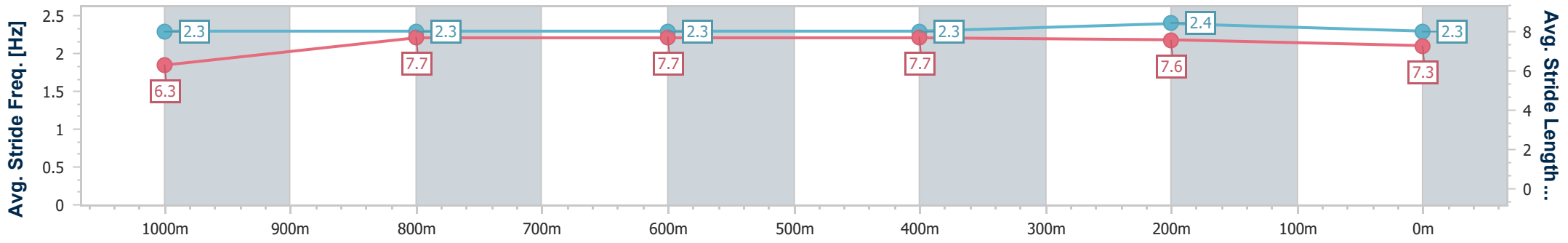
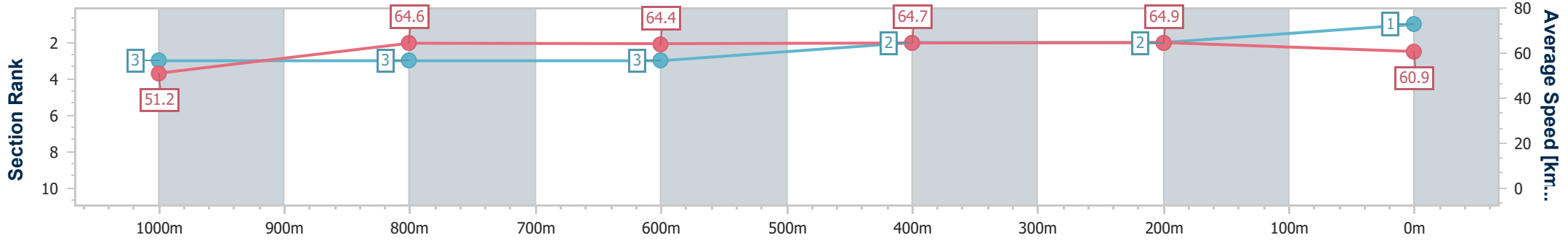
Horse/Jockey Name	Tioga Pass
Final Rank	1
Fastest Section Time (Section)	0:11.05 (600m)
Top Speed [km/h] (Section)	66.2 (400m)
Race State	Finished



Townsville QLD Professional
Race 4: LADBROKE IT! BENCHMARK 58 Handicap - 1200m
 20 February 2024 - 13:45
 Track Rating: Soft 5, Weather: Overcast, Rail Position: +5.5m
 1000m-W/Post, +2m Remainder



Section	Overall	1000m	800m	600m	400m	200m
Section Times	1:10.71 [1] (0:14.12)	0:56.59 [3] (0:11.40)	0:45.19 [3] (0:11.24)	0:33.95 [3] (0:11.05)	0:22.90 [2] (0:11.09)	0:11.81 [2] (0:11.81)
Average Speed [km/h]	51.2	64.6	64.4	64.7	64.9	60.9
Top Speed [km/h]	64.9	65.5	65.5	65.7	66.2	63.7
Avg. Dist. to Rail [m]	8.9	4.7	1.4	1.6	1.3	2.2
Avg. Stride Freq. [Hz]	2.3	2.3	2.3	2.3	2.4	2.3
Avg. Stride Length [m]	6.3	7.7	7.7	7.7	7.6	7.3



- [] Ranking at each section and finish
- .-.- No data available at this section
- NA No data available



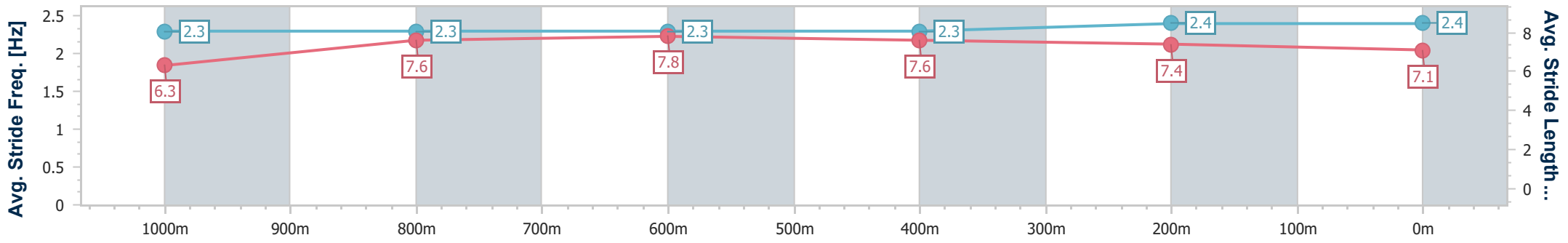
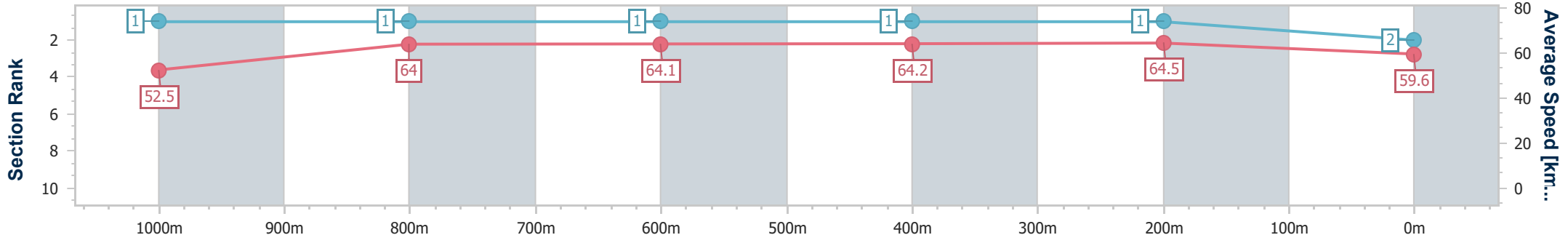
Horse/Jockey Name	Floral Code
Final Rank	2
Fastest Section Time (Section)	0:11.07 (600m)
Top Speed [km/h] (Section)	66.7 (Overall)
Race State	Finished



Townsville QLD Professional
Race 4: LADBROKE IT! BENCHMARK 58 Handicap - 1200m
 20 February 2024 - 13:45
 Track Rating: Soft 5, Weather: Overcast, Rail Position: +5.5m
 1000m-W/Post, +2m Remainder



Section	Overall	1000m	800m	600m	400m	200m
Section Times	1:10.75 [2] (0:13.76)	0:56.99 [1] (0:11.43)	0:45.56 [1] (0:11.29)	0:34.27 [1] (0:11.07)	0:23.20 [1] (0:11.13)	0:12.07 [1] (0:12.07)
Average Speed [km/h]	52.5	64.0	64.1	64.2	64.5	59.6
Top Speed [km/h]	66.7	65.5	64.8	65.0	66.2	64.8
Avg. Dist. to Rail [m]	8.9	2.9	1.0	2.0	2.0	0.8
Avg. Stride Freq. [Hz]	2.3	2.3	2.3	2.3	2.4	2.4
Avg. Stride Length [m]	6.3	7.6	7.8	7.6	7.4	7.1



- [] Ranking at each section and finish
- .-.- No data available at this section
- NA No data available



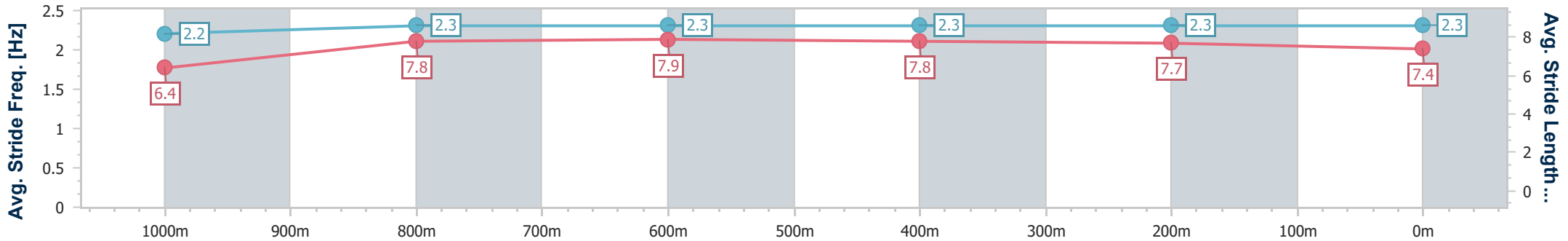
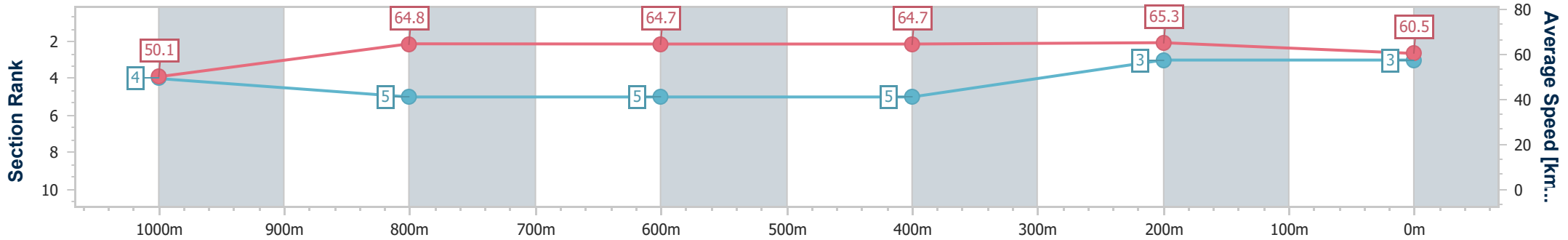
Horse/Jockey Name	Miss Fubulicious
Final Rank	3
Fastest Section Time (Section)	0:11.01 (400m)
Top Speed [km/h] (Section)	67.0 (400m)
Race State	Finished



Townsville QLD Professional
Race 4: LADBROKE IT! BENCHMARK 58 Handicap - 1200m
 20 February 2024 - 13:45
 Track Rating: Soft 5, Weather: Overcast, Rail Position: +5.5m
 1000m-W/Post, +2m Remainder



Section	Overall	1000m	800m	600m	400m	200m
Section Times	1:10.92 [3] (0:14.39)	0:56.53 [4] (0:11.33)	0:45.20 [5] (0:11.23)	0:33.97 [5] (0:11.09)	0:22.88 [5] (0:11.01)	0:11.87 [3] (0:11.87)
Average Speed [km/h]	50.1	64.8	64.7	64.7	65.3	60.5
Top Speed [km/h]	65.9	66.2	65.9	66.6	67.0	63.3
Avg. Dist. to Rail [m]	7.2	3.6	1.8	0.7	0.9	2.4
Avg. Stride Freq. [Hz]	2.2	2.3	2.3	2.3	2.3	2.3
Avg. Stride Length [m]	6.4	7.8	7.9	7.8	7.7	7.4



- [] Ranking at each section and finish
- .-.- No data available at this section
- NA No data available



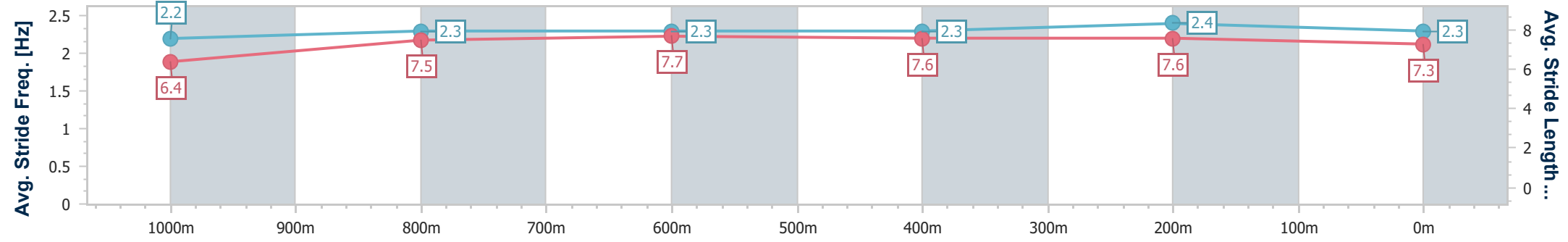
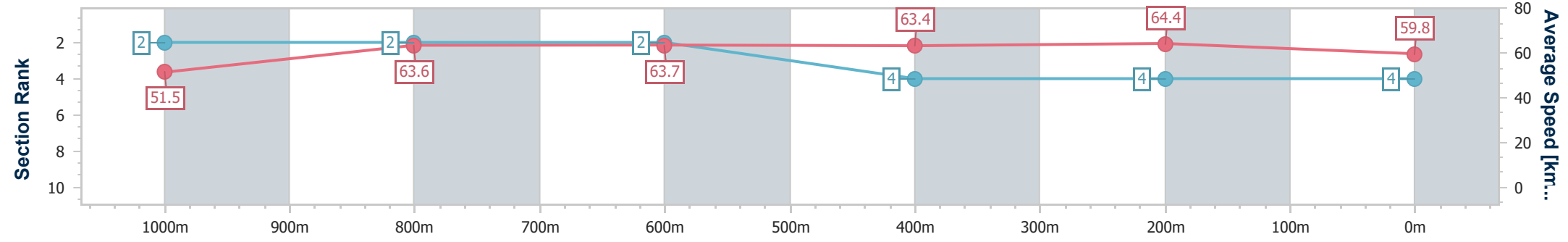
Horse/Jockey Name	Better Days Ahead
Final Rank	4
Fastest Section Time (Section)	0:11.14 (400m)
Top Speed [km/h] (Section)	66.2 (400m)
Race State	Finished



Townsville QLD Professional
 Race 4: LADBROKE IT! BENCHMARK 58 Handicap - 1200m
 20 February 2024 - 13:45
 Track Rating: Soft 5, Weather: Overcast, Rail Position: +5.5m
 1000m-W/Post, +2m Remainder



Section	Overall	1000m	800m	600m	400m	200m
Section Times	1:11.13 [4] (0:14.03)	0:57.10 [2] (0:11.43)	0:45.67 [2] (0:11.24)	0:34.43 [2] (0:11.26)	0:23.17 [4] (0:11.14)	0:12.03 [4] (0:12.03)
Average Speed [km/h]	51.5	63.6	63.7	63.4	64.4	59.8
Top Speed [km/h]	65.2	64.5	64.6	64.6	66.2	63.7
Avg. Dist. to Rail [m]	5.2	2.1	1.1	2.1	1.6	0.8
Avg. Stride Freq. [Hz]	2.2	2.3	2.3	2.3	2.4	2.3
Avg. Stride Length [m]	6.4	7.5	7.7	7.6	7.6	7.3



- [] Ranking at each section and finish
- .-.- No data available at this section
- NA No data available



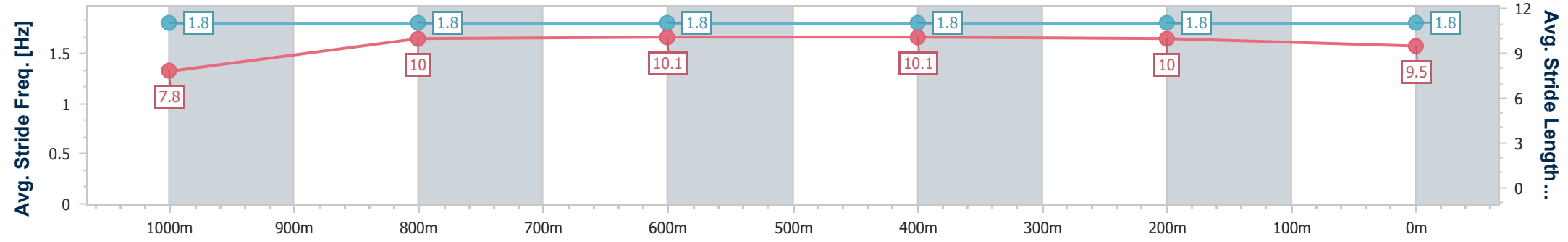
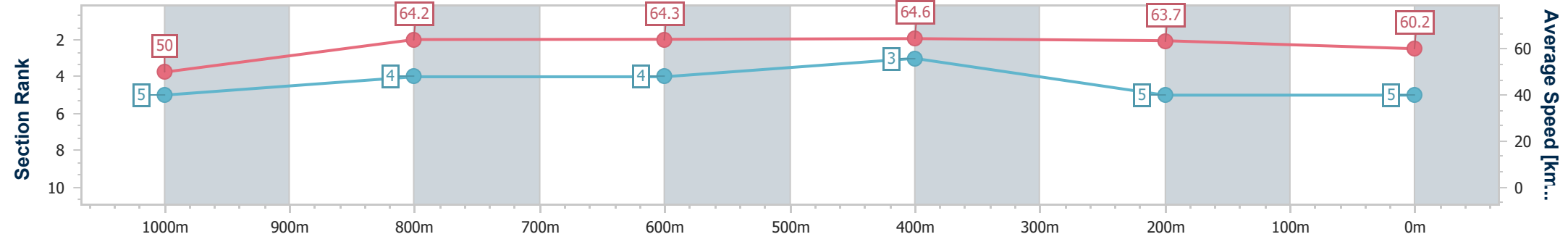
Horse/Jockey Name	Strathcona
Final Rank	5
Fastest Section Time (Section)	0:11.12 (600m)
Top Speed [km/h] (Section)	65.2 (600m)
Race State	Finished



Townsville QLD Professional
 Race 4: LADBROKE IT! BENCHMARK 58 Handicap - 1200m
 20 February 2024 - 13:45
 Track Rating: Soft 5, Weather: Overcast, Rail Position: +5.5m
 1000m-W/Post, +2m Remainder



Section	Overall	1000m	800m	600m	400m	200m
Section Times	1:11.23 [5] (0:14.43)	0:56.80 [5] (0:11.26)	0:45.54 [4] (0:11.14)	0:34.40 [4] (0:11.12)	0:23.28 [3] (0:11.30)	0:11.98 [5] (0:11.98)
Average Speed [km/h]	50.0	64.2	64.3	64.6	63.7	60.2
Top Speed [km/h]	64.7	65.1	65.2	65.2	64.6	62.9
Avg. Dist. to Rail [m]	4.0	1.0	1.0	0.4	0.9	2.0
Avg. Stride Freq. [Hz]	1.8	1.8	1.8	1.8	1.8	1.8
Avg. Stride Length [m]	7.8	10.0	10.1	10.1	10.0	9.5



- [] Ranking at each section and finish
- .-.- No data available at this section
- NA No data available



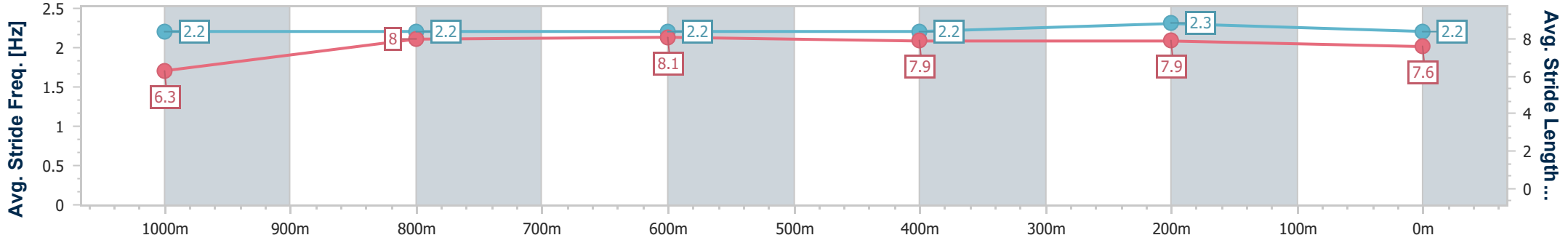
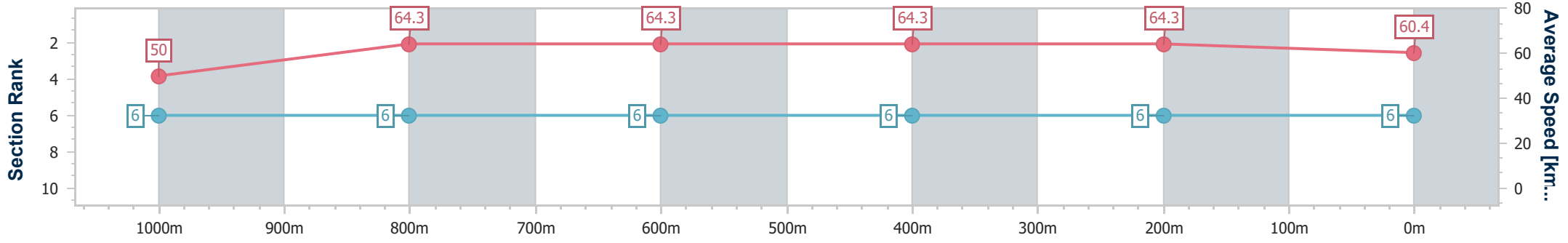
Horse/Jockey Name	Ginger Mick
Final Rank	6
Fastest Section Time (Section)	0:11.13 (400m)
Top Speed [km/h] (Section)	65.5 (400m)
Race State	Finished



Townsville QLD Professional
 Race 4: LADBROKE IT! BENCHMARK 58 Handicap - 1200m
 20 February 2024 - 13:45
 Track Rating: Soft 5, Weather: Overcast, Rail Position: +5.5m
 1000m-W/Post, +2m Remainder



Section	Overall	1000m	800m	600m	400m	200m
Section Times	1:11.35 [6] (0:14.46)	0:56.89 [6] (0:11.37)	0:45.52 [6] (0:11.25)	0:34.27 [6] (0:11.18)	0:23.09 [6] (0:11.13)	0:11.96 [6] (0:11.96)
Average Speed [km/h]	50.0	64.3	64.3	64.3	64.3	60.4
Top Speed [km/h]	63.7	65.4	65.1	65.5	65.5	62.9
Avg. Dist. to Rail [m]	7.2	3.3	0.8	1.2	0.9	2.0
Avg. Stride Freq. [Hz]	2.2	2.2	2.2	2.2	2.3	2.2
Avg. Stride Length [m]	6.3	8.0	8.1	7.9	7.9	7.6



- [] Ranking at each section and finish
- .-.- No data available at this section
- NA No data available



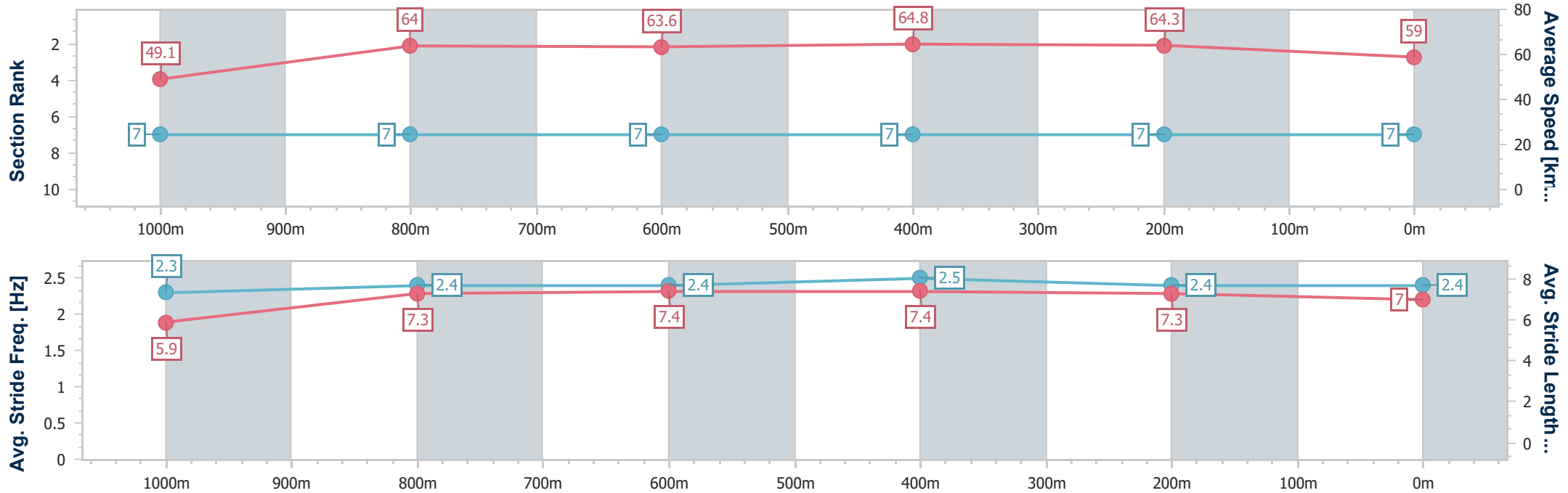
Horse/Jockey Name	Private Sector
Final Rank	7
Fastest Section Time (Section)	0:11.00 (600m)
Top Speed [km/h] (Section)	66.4 (600m)
Race State	Finished



Townsville QLD Professional
 Race 4: LADBROKE IT! BENCHMARK 58 Handicap - 1200m
 20 February 2024 - 13:45
 Track Rating: Soft 5, Weather: Overcast, Rail Position: +5.5m
 1000m-W/Post, +2m Remainder



Section	Overall	1000m	800m	600m	400m	200m
Section Times	1:11.74 [7] (0:14.71)	0:57.03 [7] (0:11.35)	0:45.68 [7] (0:11.30)	0:34.38 [7] (0:11.00)	0:23.38 [7] (0:11.21)	0:12.17 [7] (0:12.17)
Average Speed [km/h]	49.1	64.0	63.6	64.8	64.3	59.0
Top Speed [km/h]	65.5	65.6	65.1	66.4	65.2	62.9
Avg. Dist. to Rail [m]	4.2	2.0	0.9	2.1	0.8	1.7
Avg. Stride Freq. [Hz]	2.3	2.4	2.4	2.5	2.4	2.4
Avg. Stride Length [m]	5.9	7.3	7.4	7.4	7.3	7.0



- [] Ranking at each section and finish
- .-.- No data available at this section
- NA No data available



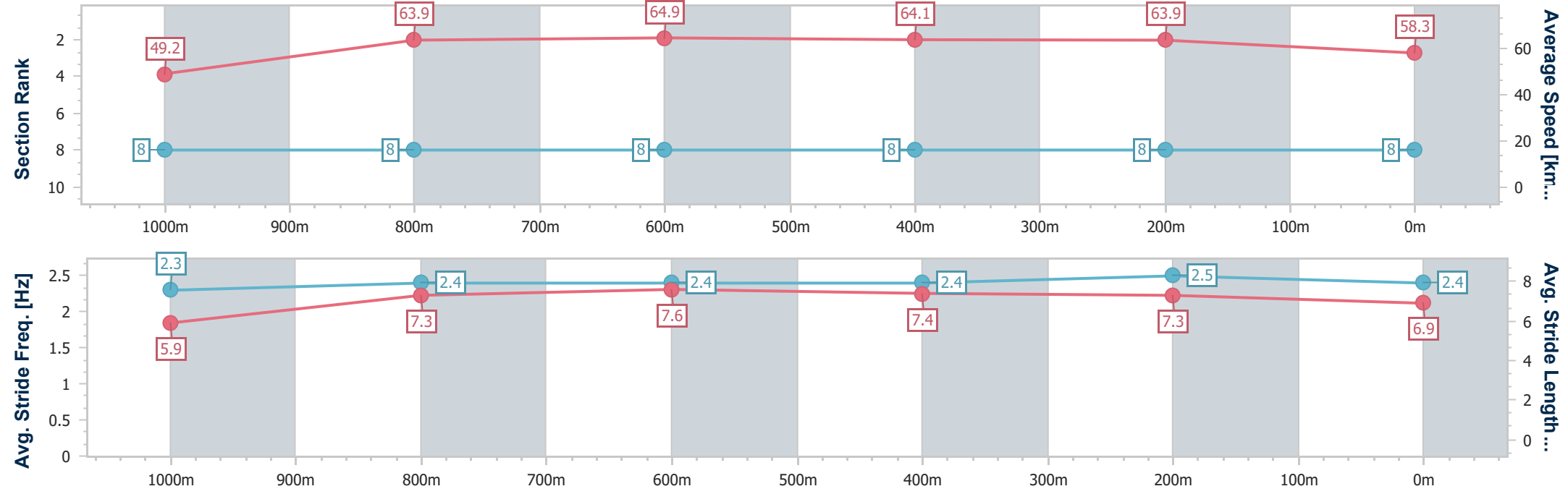
Horse/Jockey Name	Ginasue
Final Rank	8
Fastest Section Time (Section)	0:11.13 (600m)
Top Speed [km/h] (Section)	65.5 (1000m)
Race State	Finished



Townsville QLD Professional
 Race 4: LADBROKE IT! BENCHMARK 58 Handicap - 1200m
 20 February 2024 - 13:45
 Track Rating: Soft 5, Weather: Overcast, Rail Position: +5.5m
 1000m-W/Post, +2m Remainder



Section	Overall	1000m	800m	600m	400m	200m
Section Times	1:12.08 [8] (0:14.76)	0:57.32 [8] (0:11.44)	0:45.88 [8] (0:11.17)	0:34.71 [8] (0:11.13)	0:23.58 [8] (0:11.25)	0:12.33 [8] (0:12.33)
Average Speed [km/h]	49.2	63.9	64.9	64.1	63.9	58.3
Top Speed [km/h]	63.5	65.5	65.3	65.1	65.0	63.3
Avg. Dist. to Rail [m]	9.7	3.5	0.8	1.4	1.8	4.6
Avg. Stride Freq. [Hz]	2.3	2.4	2.4	2.4	2.5	2.4
Avg. Stride Length [m]	5.9	7.3	7.6	7.4	7.3	6.9



- [] Ranking at each section and finish
- .-.- No data available at this section
- NA No data available