



Townsville QLD Professional

Race 7: LADBROKES MATES MODE OPEN Handicap - 1400m

20 February 2024 - 15:35



Track Rating: Soft 5, Weather: Fine, Rail Position: +5.5m 1000-W/Post; +2.0m Remainder

Section												Last 600m	
Field Times												0:34.45	
	Overall	1200m	1000m	800m	600m	400m							
	1:23.13 (0:14.54)	1:08.59 (0:11.14)	0:57.45 (0:11.65)	0:45.80 (0:11.35)	0:34.45 (0:11.24)	0:23.21 (0:11.27)							
Rank	TAB	Horse/Jockey	Barrier	Top Speed [km/h]	Fastest Section							Distance Travelled [m]	
1	1	HE'S XCEPTIONAL Adrian Layt	2	66.3 1200m	0:11.04 400m	1:23.13 [1] (0:14.78)	1:08.35 [4] (0:11.12)	0:57.23 [4] (0:11.68)	0:45.55 [3] (0:11.31)	0:34.24 [4] (0:11.26)	0:22.98 [4] (0:11.04)	0:34.24	
2	2	BATTLE CRY Ryan Wiggins	4	65.8 400m	0:11.10 400m	1:23.15 [2] (0:15.06)	1:08.09 [6] (0:11.15)	0:56.94 [6] (0:11.71)	0:45.23 [6] (0:11.30)	0:33.93 [6] (0:11.18)	0:22.75 [5] (0:11.10)	0:33.93	-4
3	6	FRESH PRINCE Adam Sewell	6	66.5 1200m	0:11.13 1200m	1:23.39 [3] (0:14.55)	1:08.84 [2] (0:11.13)	0:57.71 [2] (0:11.65)	0:46.06 [1] (0:11.35)	0:34.71 [1] (0:11.24)	0:23.47 [1] (0:11.40)	0:34.71	-6
4	8	JOE'S GIGGLE Jason Taylor	5	66.9 1200m	0:11.04 1200m	1:23.58 [4] (0:15.34)	1:08.24 [7] (0:11.04)	0:57.20 [7] (0:11.62)	0:45.58 [7] (0:11.31)	0:34.27 [7] (0:11.17)	0:23.10 [7] (0:11.19)	0:34.27	-4
5	7	TO LOVE SOMEBODY Tessa Townsend	9	65.6 1200m	0:11.14 1200m	1:23.64 [5] (0:14.54)	1:09.10 [1] (0:11.14)	0:57.96 [1] (0:11.68)	0:46.28 [2] (0:11.40)	0:34.88 [2] (0:11.35)	0:23.53 [3] (0:11.25)	0:34.88	-3
6	3	FAMILY STAR Chris Whiteley	1	65.2 1200m	0:11.13 600m	1:23.68 [6] (0:14.59)	1:09.09 [3] (0:11.29)	0:57.80 [3] (0:11.72)	0:46.08 [4] (0:11.24)	0:34.84 [3] (0:11.13)	0:23.71 [2] (0:11.48)	0:34.84	-7
7	5	VENTURA OCEAN Nathan Thomas	3	67.8 1200m	0:11.12 1200m	1:24.00 [7] (0:15.02)	1:08.98 [5] (0:11.12)	0:57.86 [5] (0:11.60)	0:46.26 [5] (0:11.40)	0:34.86 [5] (0:11.31)	0:23.55 [6] (0:11.33)	0:34.86	-5

Scratched: Bondurant (#4), Dawn Strike (#9)

[] Ranking at each section and finish
 -:-:- No data available at this section
 NA No data available

SCN Saddle cloth number
 DNF Did not finish
 DNT Did not track



Townsville QLD Professional

Race 7: LADBROKES MATES MODE OPEN Handicap - 1400m

20 February 2024 - 15:35



Track Rating: Soft 5, Weather: Fine, Rail Position: +5.5m 1000-W/Post; +2.0m Remainder

Section				200m				Last 600m	
Field Times				0:11.94 (0:11.94)				0:34.45	
Rank	TAB	Horse/Jockey	Barrier	Top Speed [km/h]	Fastest Section	Margin			Distance Travelled [m]
1	1	HE'S XCEPTIONAL Adrian Layt	2	66.3 1200m	0:11.04 400m	0:11.94 [1] (0:11.94)	1:23.13		0:34.24
2	2	BATTLE CRY Ryan Wiggins	4	65.8 400m	0:11.10 400m	0:11.65 [5] (0:11.65)	0.1L		0:33.93 -4
3	6	FRESH PRINCE Adam Sewell	6	66.5 1200m	0:11.13 1200m	0:12.07 [2] (0:12.07)	1.4L		0:34.71 -6
4	8	JOE'S GIGGLE Jason Taylor	5	66.9 1200m	0:11.04 1200m	0:11.91 [6] (0:11.91)	2.4L		0:34.27 -4
5	7	TO LOVE SOMEBODY Tessa Townsend	9	65.6 1200m	0:11.14 1200m	0:12.28 [3] (0:12.28)	2.6L		0:34.88 -3
6	3	FAMILY STAR Chris Whiteley	1	65.2 1200m	0:11.13 600m	0:12.23 [4] (0:12.23)	2.8L		0:34.84 -7
7	5	VENTURA OCEAN Nathan Thomas	3	67.8 1200m	0:11.12 1200m	0:12.22 [7] (0:12.22)	4.6L		0:34.86 -5

Scratched: Bondurant (#4), Dawn Strike (#9)



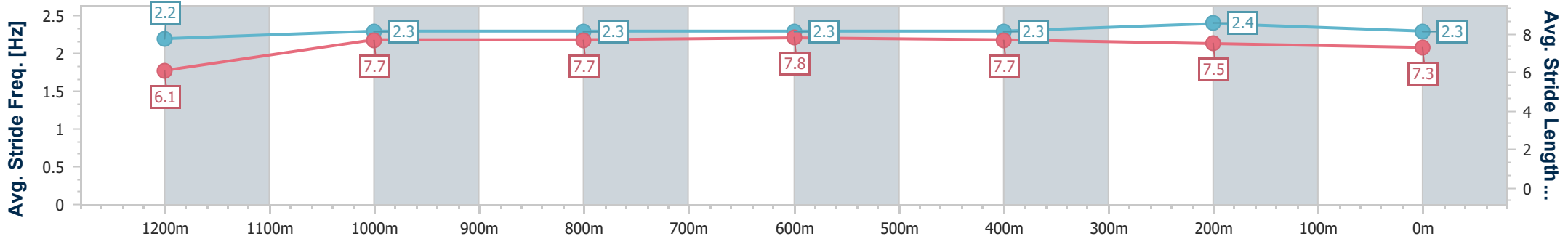
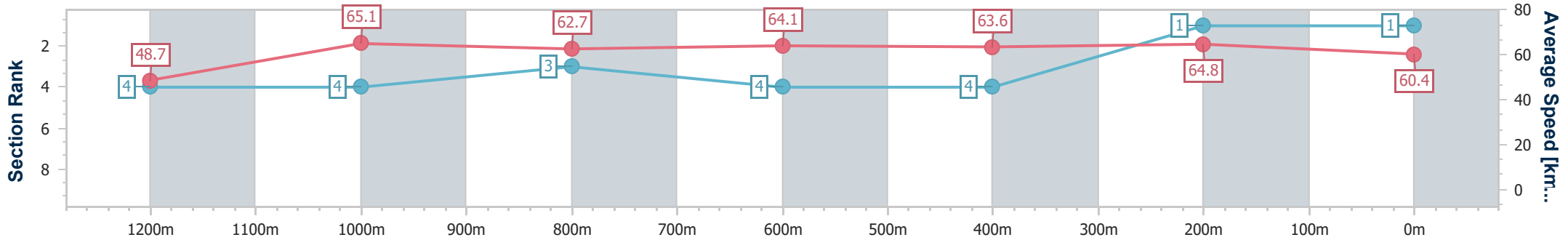
Horse/Jockey Name	He's Xceptional
Final Rank	1
Fastest Section Time (Section)	0:11.04 (400m)
Top Speed [km/h] (Section)	66.3 (1200m)
Race State	Finished



Townsville QLD Professional
 Race 7: LADBROKES MATES MODE OPEN Handicap - 1400m
 20 February 2024 - 15:35
 Track Rating: Soft 5, Weather: Fine, Rail Position: +5.5m 1000-
 W/Post; +2.0m Remainder



Section	Overall	1200m	1000m	800m	600m	400m	200m
Section Times	1:23.13 [1] (0:14.78)	1:08.35 [4] (0:11.12)	0:57.23 [4] (0:11.68)	0:45.55 [3] (0:11.31)	0:34.24 [4] (0:11.26)	0:22.98 [4] (0:11.04)	0:11.94 [1] (0:11.94)
Average Speed [km/h]	48.7	65.1	62.7	64.1	63.6	64.8	60.4
Top Speed [km/h]	65.0	66.3	63.6	64.6	64.8	65.8	65.4
Avg. Dist. to Rail [m]	6.0	3.7	3.6	1.0	1.2	0.8	0.7
Avg. Stride Freq. [Hz]	2.2	2.3	2.3	2.3	2.3	2.4	2.3
Avg. Stride Length [m]	6.1	7.7	7.7	7.8	7.7	7.5	7.3



- [] Ranking at each section and finish
- .-.- No data available at this section
- NA No data available



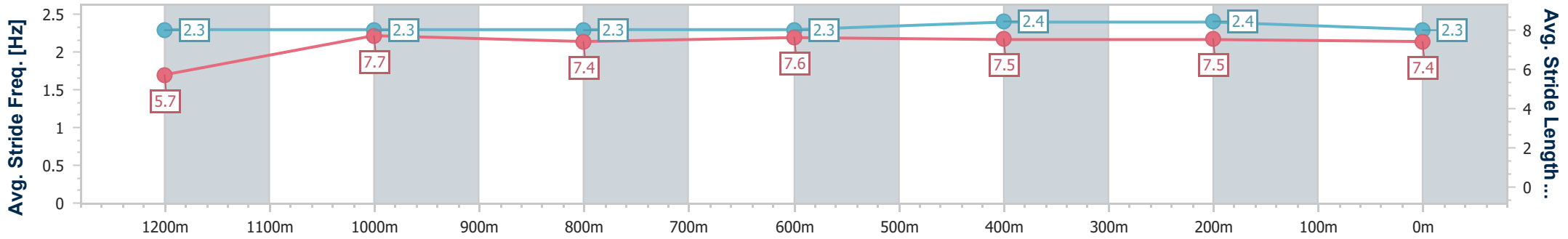
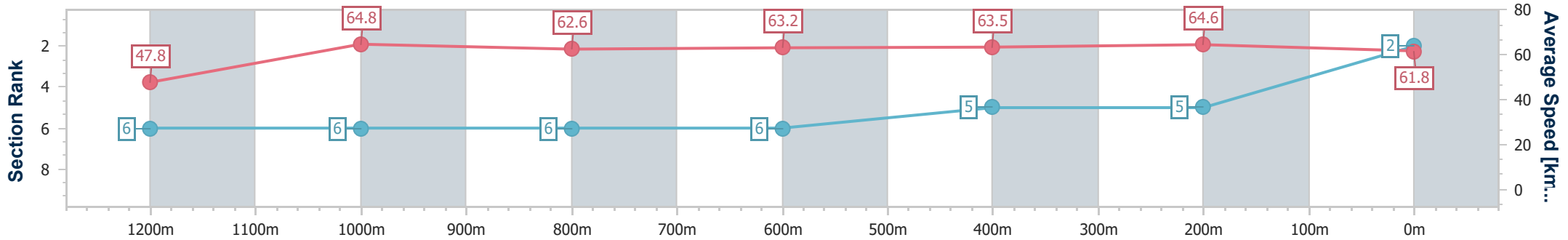
Horse/Jockey Name	Battle Cry
Final Rank	2
Fastest Section Time (Section)	0:11.10 (400m)
Top Speed [km/h] (Section)	65.8 (400m)
Race State	Finished



Townsville QLD Professional
 Race 7: LADBROKES MATES MODE OPEN Handicap - 1400m
 20 February 2024 - 15:35
 Track Rating: Soft 5, Weather: Fine, Rail Position: +5.5m 1000-
 W/Post; +2.0m Remainder



Section	Overall	1200m	1000m	800m	600m	400m	200m
Section Times	1:23.15 [2] (0:15.06)	1:08.09 [6] (0:11.15)	0:56.94 [6] (0:11.71)	0:45.23 [6] (0:11.30)	0:33.93 [6] (0:11.18)	0:22.75 [5] (0:11.10)	0:11.65 [5] (0:11.65)
Average Speed [km/h]	47.8	64.8	62.6	63.2	63.5	64.6	61.8
Top Speed [km/h]	64.9	65.8	63.9	64.3	64.4	65.8	64.2
Avg. Dist. to Rail [m]	7.1	3.5	3.3	1.6	3.6	1.1	1.9
Avg. Stride Freq. [Hz]	2.3	2.3	2.3	2.3	2.4	2.4	2.3
Avg. Stride Length [m]	5.7	7.7	7.4	7.6	7.5	7.5	7.4



- [] Ranking at each section and finish
- .-.- No data available at this section
- NA No data available



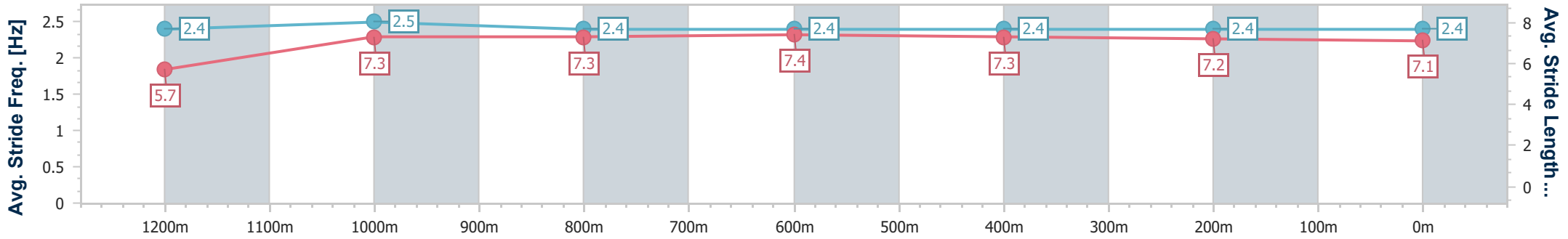
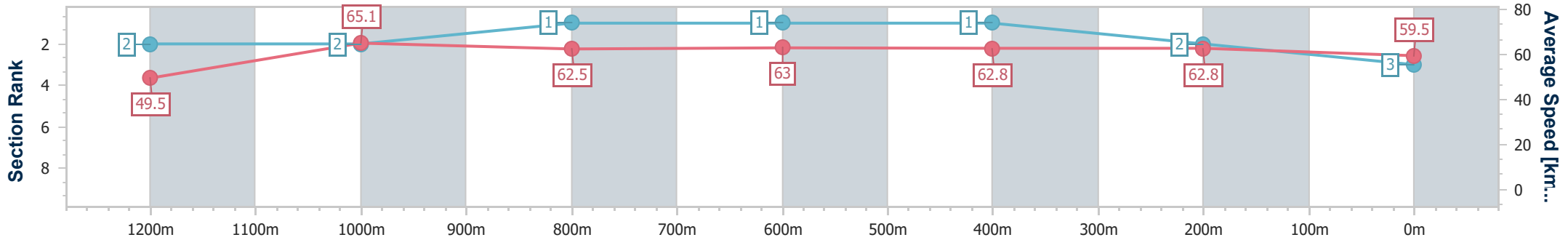
Horse/Jockey Name	Fresh Prince
Final Rank	3
Fastest Section Time (Section)	0:11.13 (1200m)
Top Speed [km/h] (Section)	66.5 (1200m)
Race State	Finished



Townsville QLD Professional
 Race 7: LADBROKES MATES MODE OPEN Handicap - 1400m
 20 February 2024 - 15:35
 Track Rating: Soft 5, Weather: Fine, Rail Position: +5.5m 1000-
 W/Post; +2.0m Remainder



Section	Overall	1200m	1000m	800m	600m	400m	200m
Section Times	1:23.39 [3] (0:14.55)	1:08.84 [2] (0:11.13)	0:57.71 [2] (0:11.65)	0:46.06 [1] (0:11.35)	0:34.71 [1] (0:11.24)	0:23.47 [1] (0:11.40)	0:12.07 [2] (0:12.07)
Average Speed [km/h]	49.5	65.1	62.5	63.0	62.8	62.8	59.5
Top Speed [km/h]	64.7	66.5	63.9	64.5	64.1	63.4	63.0
Avg. Dist. to Rail [m]	7.7	5.0	2.7	1.8	3.8	3.0	0.7
Avg. Stride Freq. [Hz]	2.4	2.5	2.4	2.4	2.4	2.4	2.4
Avg. Stride Length [m]	5.7	7.3	7.3	7.4	7.3	7.2	7.1



- [] Ranking at each section and finish
- .-.- No data available at this section
- NA No data available



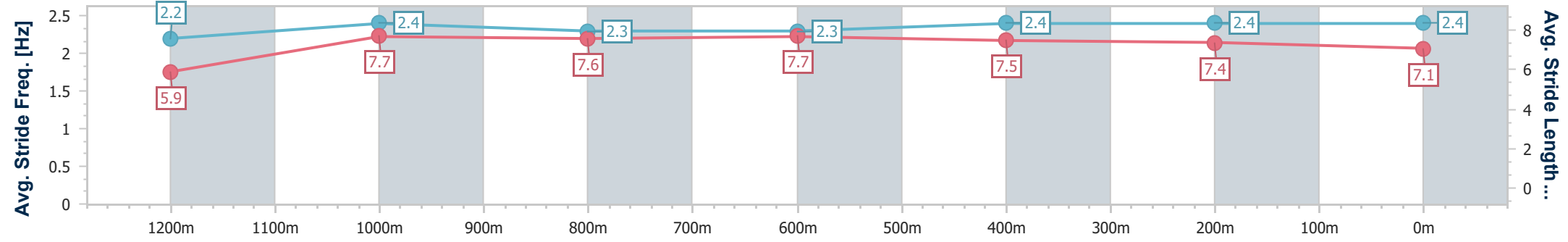
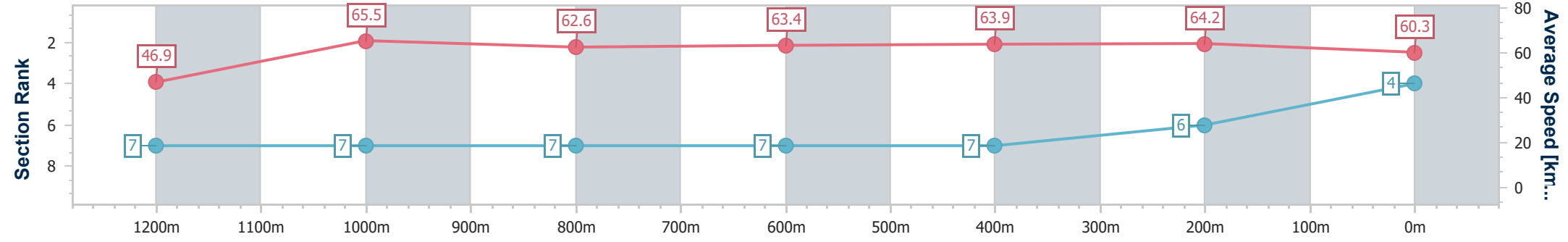
Horse/Jockey Name	Joe's Giggle
Final Rank	4
Fastest Section Time (Section)	0:11.04 (1200m)
Top Speed [km/h] (Section)	66.9 (1200m)
Race State	Finished



Townsville QLD Professional
 Race 7: LADBROKES MATES MODE OPEN Handicap - 1400m
 20 February 2024 - 15:35
 Track Rating: Soft 5, Weather: Fine, Rail Position: +5.5m 1000-
 W/Post; +2.0m Remainder



Section	Overall	1200m	1000m	800m	600m	400m	200m
Section Times	1:23.58 [4] (0:15.34)	1:08.24 [7] (0:11.04)	0:57.20 [7] (0:11.62)	0:45.58 [7] (0:11.31)	0:34.27 [7] (0:11.17)	0:23.10 [7] (0:11.19)	0:11.91 [6] (0:11.91)
Average Speed [km/h]	46.9	65.5	62.6	63.4	63.9	64.2	60.3
Top Speed [km/h]	64.2	66.9	64.0	64.6	64.8	65.0	63.8
Avg. Dist. to Rail [m]	7.4	2.7	2.5	1.3	2.5	1.1	3.2
Avg. Stride Freq. [Hz]	2.2	2.4	2.3	2.3	2.4	2.4	2.4
Avg. Stride Length [m]	5.9	7.7	7.6	7.7	7.5	7.4	7.1



- [] Ranking at each section and finish
- .-.- No data available at this section
- NA No data available



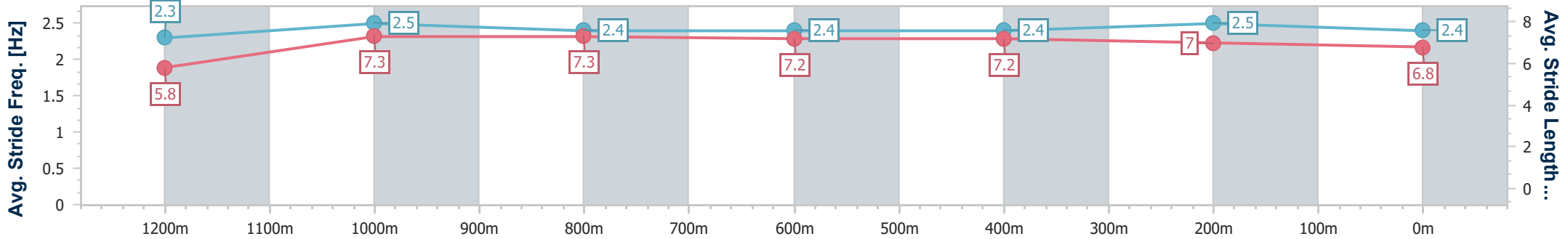
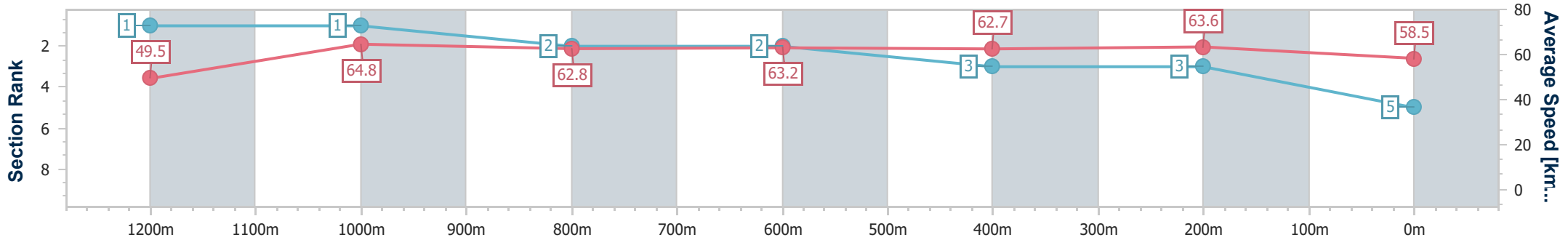
Horse/Jockey Name	To Love Somebody
Final Rank	5
Fastest Section Time (Section)	0:11.14 (1200m)
Top Speed [km/h] (Section)	65.6 (1200m)
Race State	Finished



Townsville QLD Professional
 Race 7: LADBROKES MATES MODE OPEN Handicap - 1400m
 20 February 2024 - 15:35
 Track Rating: Soft 5, Weather: Fine, Rail Position: +5.5m 1000-
 W/Post; +2.0m Remainder



Section	Overall	1200m	1000m	800m	600m	400m	200m
Section Times	1:23.64 [5] (0:14.54)	1:09.10 [1] (0:11.14)	0:57.96 [1] (0:11.68)	0:46.28 [2] (0:11.40)	0:34.88 [2] (0:11.35)	0:23.53 [3] (0:11.25)	0:12.28 [3] (0:12.28)
Average Speed [km/h]	49.5	64.8	62.8	63.2	62.7	63.6	58.5
Top Speed [km/h]	65.1	65.6	64.0	64.6	64.0	64.8	63.0
Avg. Dist. to Rail [m]	8.2	3.7	3.2	1.0	2.5	2.5	0.9
Avg. Stride Freq. [Hz]	2.3	2.5	2.4	2.4	2.4	2.5	2.4
Avg. Stride Length [m]	5.8	7.3	7.3	7.2	7.2	7.0	6.8



- [] Ranking at each section and finish
- .-.- No data available at this section
- NA No data available



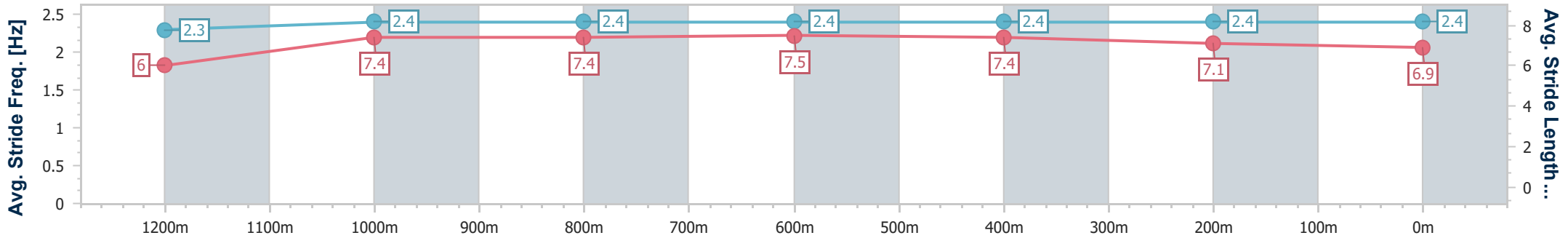
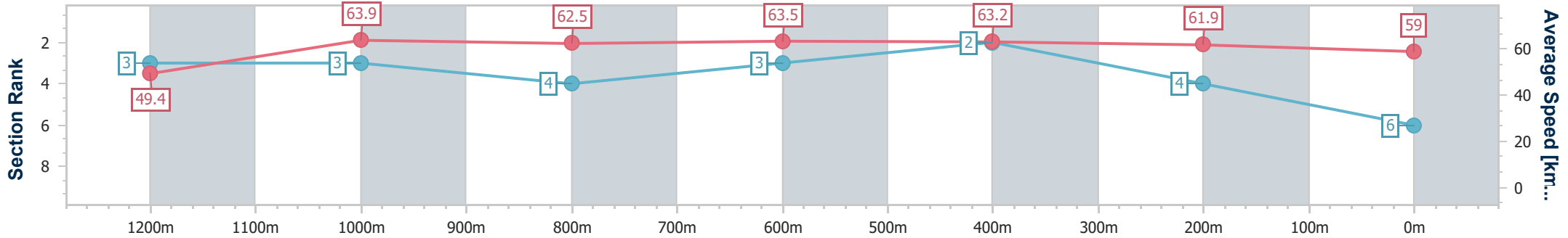
Horse/Jockey Name	Family Star
Final Rank	6
Fastest Section Time (Section)	0:11.13 (600m)
Top Speed [km/h] (Section)	65.2 (1200m)
Race State	Finished



Townsville QLD Professional
 Race 7: LADBROKES MATES MODE OPEN Handicap - 1400m
 20 February 2024 - 15:35
 Track Rating: Soft 5, Weather: Fine, Rail Position: +5.5m 1000-
 W/Post; +2.0m Remainder



Section	Overall	1200m	1000m	800m	600m	400m	200m
Section Times	1:23.68 [6] (0:14.59)	1:09.09 [3] (0:11.29)	0:57.80 [3] (0:11.72)	0:46.08 [4] (0:11.24)	0:34.84 [3] (0:11.13)	0:23.71 [2] (0:11.48)	0:12.23 [4] (0:12.23)
Average Speed [km/h]	49.4	63.9	62.5	63.5	63.2	61.9	59.0
Top Speed [km/h]	64.7	65.2	63.5	64.3	64.0	63.2	62.8
Avg. Dist. to Rail [m]	5.1	4.0	3.2	2.0	4.7	3.5	0.9
Avg. Stride Freq. [Hz]	2.3	2.4	2.4	2.4	2.4	2.4	2.4
Avg. Stride Length [m]	6.0	7.4	7.4	7.5	7.4	7.1	6.9



- [] Ranking at each section and finish
- .-.- No data available at this section
- NA No data available



Horse/Jockey Name	Ventura Ocean
Final Rank	7
Fastest Section Time (Section)	0:11.12 (1200m)
Top Speed [km/h] (Section)	67.8 (1200m)
Race State	Finished



Townsville QLD Professional

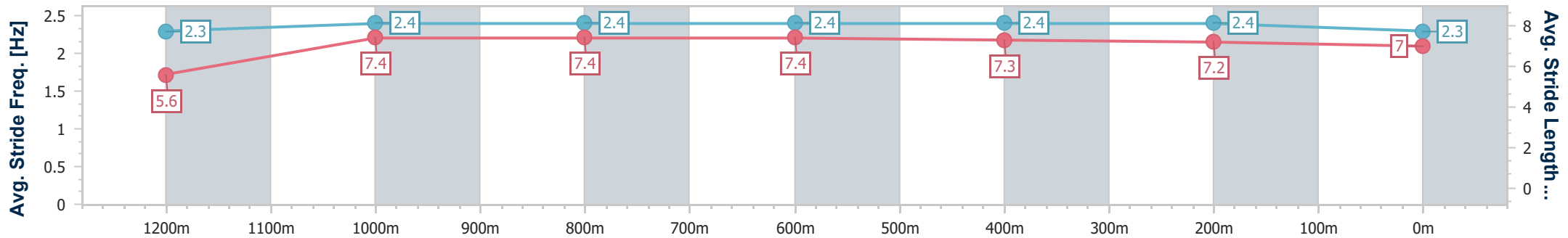
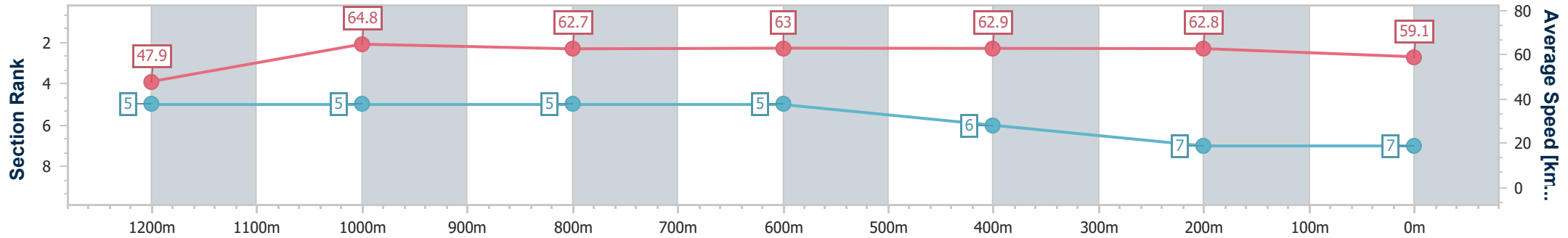
Race 7: LADBROKES MATES MODE OPEN Handicap - 1400m

20 February 2024 - 15:35

Track Rating: Soft 5, Weather: Fine, Rail Position: +5.5m 1000-W/Post; +2.0m Remainder



Section	Overall	1200m	1000m	800m	600m	400m	200m
Section Times	1:24.00 [7] (0:15.02)	1:08.98 [5] (0:11.12)	0:57.86 [5] (0:11.60)	0:46.26 [5] (0:11.40)	0:34.86 [5] (0:11.31)	0:23.55 [6] (0:11.33)	0:12.22 [7] (0:12.22)
Average Speed [km/h]	47.9	64.8	62.7	63.0	62.9	62.8	59.1
Top Speed [km/h]	67.1	67.8	64.2	64.4	63.9	63.8	62.8
Avg. Dist. to Rail [m]	6.8	2.6	2.4	1.1	3.3	3.7	0.8
Avg. Stride Freq. [Hz]	2.3	2.4	2.4	2.4	2.4	2.4	2.3
Avg. Stride Length [m]	5.6	7.4	7.4	7.4	7.3	7.2	7.0



- [] Ranking at each section and finish
- .-.- No data available at this section
- NA No data available