

Rockhampton QLD Professional

Race 1: GREAT NORTHERN BENCHMARK 58 Handicap - 1400m

24 February 2024 - 12:57

Track Rating: Good 4, Weather: Fine, Rail Position: True

Section		Overall	1200m	1000m	800m	600m	400m	Last 600m				
Field Times		1:23.30 (0:13.18)	1:10.12 (0:11.08)	0:59.04 (0:11.63)	0:47.41 (0:12.26)	0:35.15 (0:11.53)	0:23.62 (0:11.45)	0:35.15				
Rank	TAB Horse/Jockey	Barrier	Top Speed [km/h]	Fastest Section	Distance Travelled [m]							
1	3 ALEACO Warwick Satherley	2	66.5 1200m	0:11.10 1200m	1:23.30 [1] (0:13.46)	1:09.84 [4] (0:11.10)	0:58.74 [3] (0:11.77)	0:46.97 [4] (0:11.95)	0:35.02 [3] (0:11.40)	0:23.62 [2] (0:11.45)	0:35.02	
2	4 HARCH ROAD Justin Stanley	3	67.1 Overall	0:11.21 1200m	1:23.42 [2] (0:13.29)	1:10.13 [2] (0:11.21)	0:58.92 [2] (0:11.64)	0:47.28 [2] (0:12.11)	0:35.17 [2] (0:11.43)	0:23.74 [1] (0:11.55)	0:35.17	+5
3	5 THE LAST SAGA Brooke Johnson	4	66.3 1200m	0:11.02 1200m	1:23.58 [3] (0:14.04)	1:09.54 [5] (0:11.02)	0:58.52 [5] (0:11.56)	0:46.96 [5] (0:11.91)	0:35.05 [4] (0:11.43)	0:23.62 [5] (0:11.54)	0:35.05	+4
4	6 LYNRIC LASS Chris McIver	5	65.6 Overall	0:11.28 600m	1:23.63 [4] (0:13.29)	1:10.34 [3] (0:11.37)	0:58.97 [4] (0:11.65)	0:47.32 [3] (0:12.24)	0:35.08 [5] (0:11.28)	0:23.80 [4] (0:11.49)	0:35.08	+8
5	1 TAKE THE LEAD Heidi Gillie	1	67.8 1200m	0:11.08 1200m	1:24.67 [5] (0:13.18)	1:11.49 [1] (0:11.08)	1:00.41 [1] (0:11.63)	0:48.78 [1] (0:12.26)	0:36.52 [1] (0:11.59)	0:24.93 [3] (0:11.95)	0:36.52	+7
6	2 CAPITAL GIRL Adam Sewell	6	64.5 1200m	0:11.29 1200m	1:27.45 [6] (0:14.58)	1:12.87 [6] (0:11.29)	1:01.58 [6] (0:11.68)	0:49.90 [6] (0:12.14)	0:37.76 [6] (0:11.86)	0:25.90 [6] (0:12.44)	0:37.76	+3

Rockhampton QLD Professional

Race 1: GREAT NORTHERN BENCHMARK 58 Handicap - 1400m

24 February 2024 - 12:57

Track Rating: Good 4, Weather: Fine, Rail Position: True

Section				200m				Last 600m	
Field Times				0:12.17 (0:12.17)				0:35.15	
Rank	TAB	Horse/Jockey	Barrier	Top Speed [km/h]	Fastest Section	Margin			Distance Travelled [m]
1	3	ALEACO	2	66.5	0:11.10	0:12.17 [1]	1:23.30		0:35.02
		Warwick Satherley		1200m	1200m	(0:12.17)			
2	4	HARCH ROAD	3	67.1	0:11.21	0:12.19 [2]	0.73L		0:35.17 +5
		Justin Stanley		Overall	1200m	(0:12.19)			
3	5	THE LAST SAGA	4	66.3	0:11.02	0:12.08 [4]	1.69L		0:35.05 +4
		Brooke Johnson		1200m	1200m	(0:12.08)			
4	6	LYNRIC LASS	5	65.6	0:11.28	0:12.31 [3]	1.95L		0:35.08 +8
		Chris McIver		Overall	600m	(0:12.31)			
5	1	TAKE THE LEAD	1	67.8	0:11.08	0:12.98 [5]	8.07L		0:36.52 +7
		Heidi Gillie		1200m	1200m	(0:12.98)			
6	2	CAPITAL GIRL	6	64.5	0:11.29	0:13.46 [6]	24.43L		0:37.76 +3
		Adam Sewell		1200m	1200m	(0:13.46)			



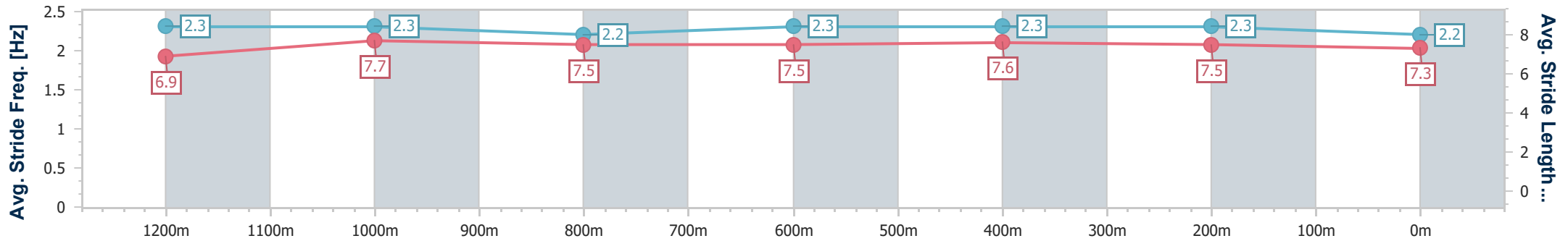
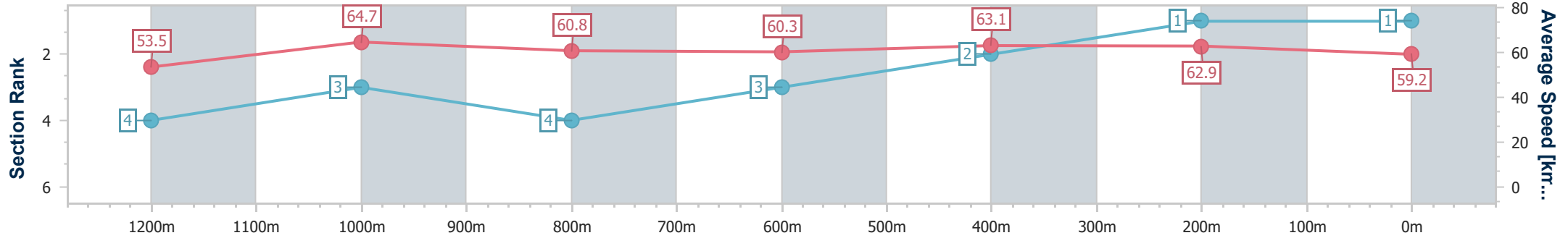
Horse/Jockey Name	Aleaco
Final Rank	1
Fastest Section Time (Section)	0:11.10 (1200m)
Top Speed [km/h] (Section)	66.5 (1200m)
Race State	Finished

Rockhampton QLD Professional
Race 1: GREAT NORTHERN BENCHMARK 58 Handicap - 1400m

24 February 2024 - 12:57

Track Rating: Good 4, Weather: Fine, Rail Position: True

Section	Overall	1200m	1000m	800m	600m	400m	200m
Section Times	1:23.30 [1] (0:13.46)	1:09.84 [4] (0:11.10)	0:58.74 [3] (0:11.77)	0:46.97 [4] (0:11.95)	0:35.02 [3] (0:11.40)	0:23.62 [2] (0:11.45)	0:12.17 [1] (0:12.17)
Average Speed [km/h]	53.5	64.7	60.8	60.3	63.1	62.9	59.2
Top Speed [km/h]	66.3	66.5	62.7	62.5	65.1	64.0	61.9
Avg. Dist. to Rail [m]	0.8	1.3	1.1	0.9	1.5	0.9	1.3
Avg. Stride Freq. [Hz]	2.3	2.3	2.2	2.3	2.3	2.3	2.2
Avg. Stride Length [m]	6.9	7.7	7.5	7.5	7.6	7.5	7.3





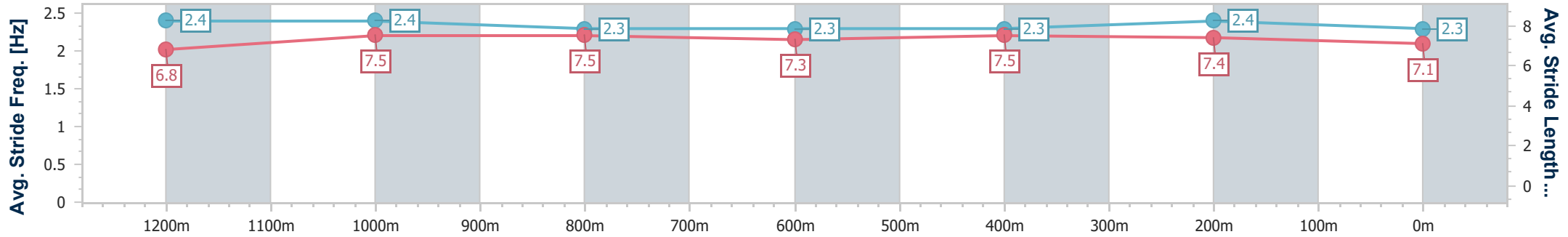
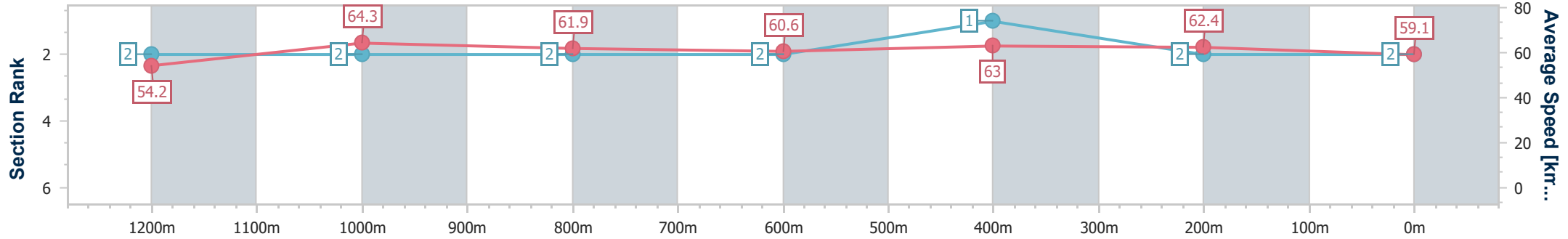
Horse/Jockey Name	Harch Road
Final Rank	2
Fastest Section Time (Section)	0:11.21 (1200m)
Top Speed [km/h] (Section)	67.1 (Overall)
Race State	Finished

Rockhampton QLD Professional
 Race 1: GREAT NORTHERN BENCHMARK 58 Handicap -
 1400m

24 February 2024 - 12:57

Track Rating: Good 4, Weather: Fine, Rail Position: True

Section	Overall	1200m	1000m	800m	600m	400m	200m
Section Times	1:23.42 [2] (0:13.29)	1:10.13 [2] (0:11.21)	0:58.92 [2] (0:11.64)	0:47.28 [2] (0:12.11)	0:35.17 [2] (0:11.43)	0:23.74 [1] (0:11.55)	0:12.19 [2] (0:12.19)
Average Speed [km/h]	54.2	64.3	61.9	60.6	63.0	62.4	59.1
Top Speed [km/h]	67.1	66.9	63.0	61.9	64.6	63.2	62.1
Avg. Dist. to Rail [m]	1.4	0.2	0.3	2.4	3.4	3.1	3.2
Avg. Stride Freq. [Hz]	2.4	2.4	2.3	2.3	2.3	2.4	2.3
Avg. Stride Length [m]	6.8	7.5	7.5	7.3	7.5	7.4	7.1



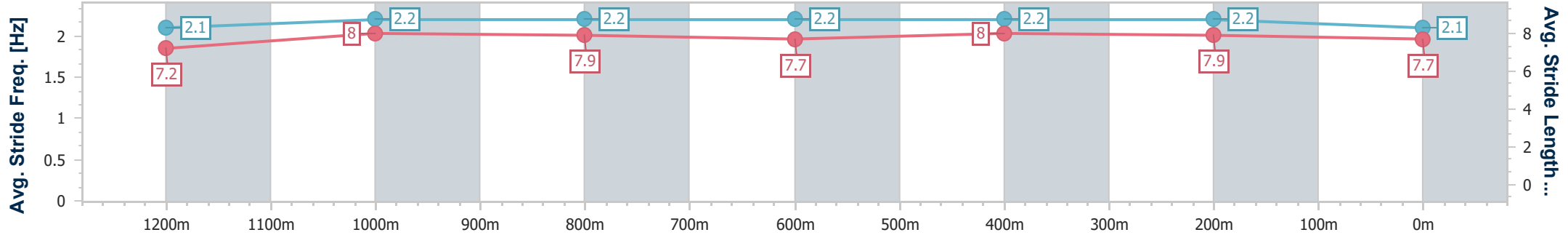
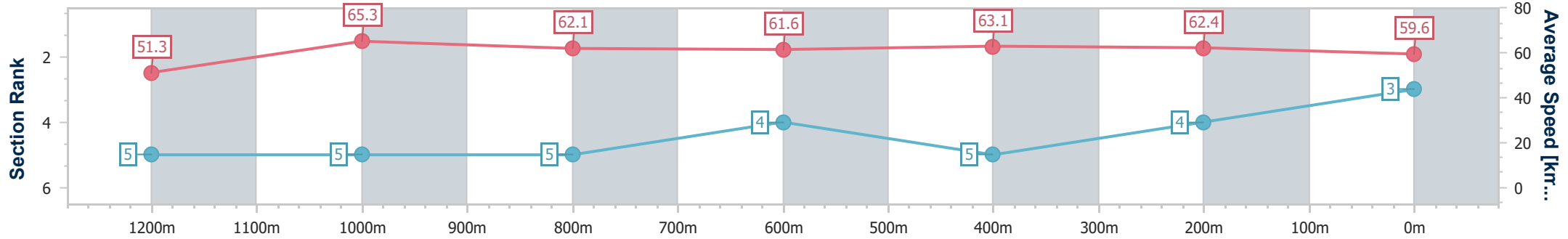
- [] Ranking at each section and finish
- .-.- No data available at this section
- NA No data available



Horse/Jockey Name	The Last Saga
Final Rank	3
Fastest Section Time (Section)	0:11.02 (1200m)
Top Speed [km/h] (Section)	66.3 (1200m)
Race State	Finished

Rockhampton QLD Professional
 Race 1: GREAT NORTHERN BENCHMARK 58 Handicap - 1400m
 24 February 2024 - 12:57
 Track Rating: Good 4, Weather: Fine, Rail Position: True

Section	Overall	1200m	1000m	800m	600m	400m	200m
Section Times	1:23.58 [3] (0:14.04)	1:09.54 [5] (0:11.02)	0:58.52 [5] (0:11.56)	0:46.96 [5] (0:11.91)	0:35.05 [4] (0:11.43)	0:23.62 [5] (0:11.54)	0:12.08 [4] (0:12.08)
Average Speed [km/h]	51.3	65.3	62.1	61.6	63.1	62.4	59.6
Top Speed [km/h]	64.6	66.3	63.5	62.9	64.3	63.5	62.2
Avg. Dist. to Rail [m]	1.9	0.6	0.5	2.2	2.7	4.9	7.2
Avg. Stride Freq. [Hz]	2.1	2.2	2.2	2.2	2.2	2.2	2.1
Avg. Stride Length [m]	7.2	8.0	7.9	7.7	8.0	7.9	7.7

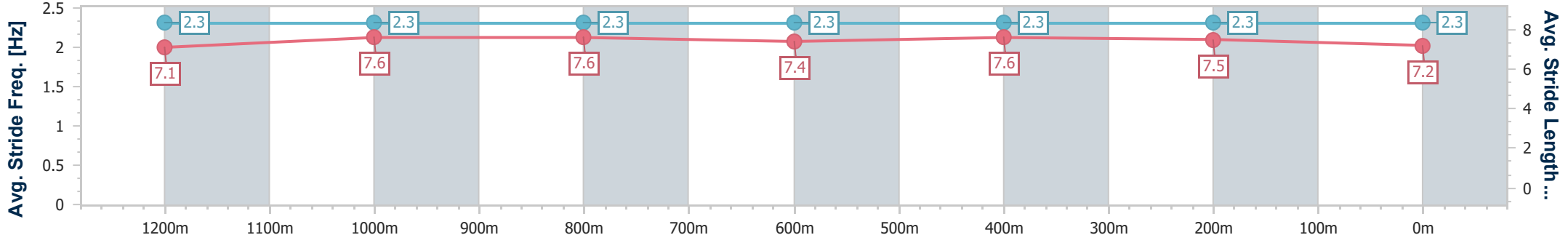
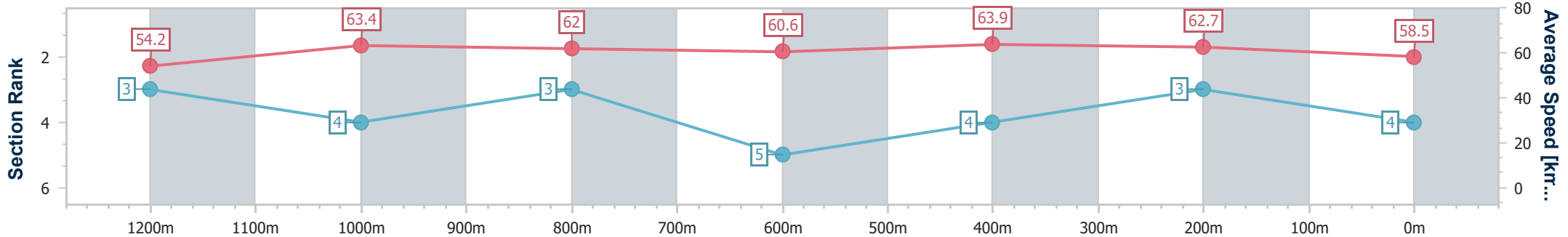




Horse/Jockey Name	Lynric Lass
Final Rank	4
Fastest Section Time (Section)	0:11.28 (600m)
Top Speed [km/h] (Section)	65.6 (Overall)
Race State	Finished

Rockhampton QLD Professional
 Race 1: GREAT NORTHERN BENCHMARK 58 Handicap - 1400m
 24 February 2024 - 12:57
 Track Rating: Good 4, Weather: Fine, Rail Position: True

Section	Overall	1200m	1000m	800m	600m	400m	200m
Section Times	1:23.63 [4] (0:13.29)	1:10.34 [3] (0:11.37)	0:58.97 [4] (0:11.65)	0:47.32 [3] (0:12.24)	0:35.08 [5] (0:11.28)	0:23.80 [4] (0:11.49)	0:12.31 [3]
Average Speed [km/h]	54.2	63.4	62.0	60.6	63.9	62.7	58.5
Top Speed [km/h]	65.6	65.5	63.5	61.8	64.8	64.2	61.6
Avg. Dist. to Rail [m]	2.9	0.9	1.1	3.5	3.4	3.3	3.8
Avg. Stride Freq. [Hz]	2.3	2.3	2.3	2.3	2.3	2.3	2.3
Avg. Stride Length [m]	7.1	7.6	7.6	7.4	7.6	7.5	7.2



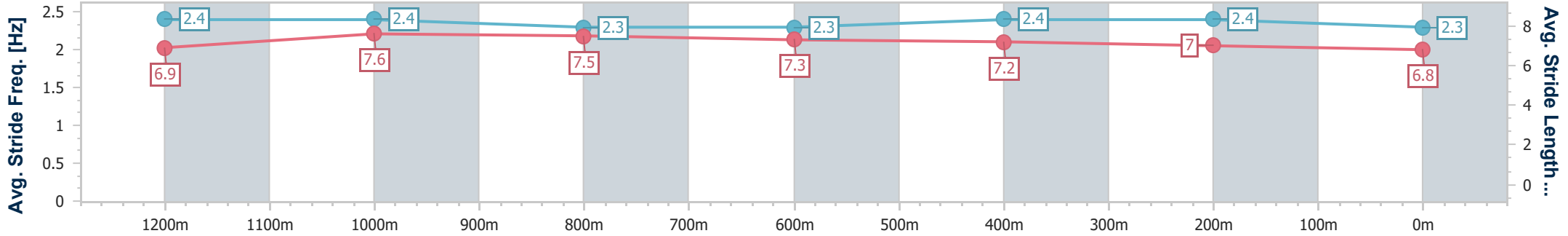
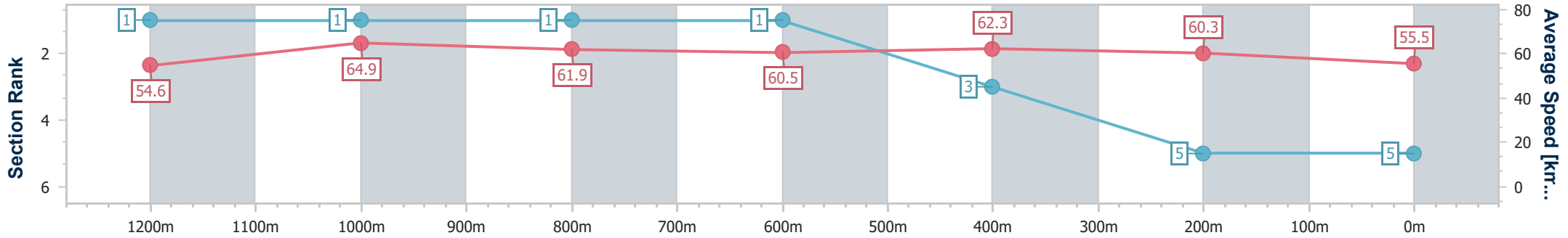
- [] Ranking at each section and finish
- .-.- No data available at this section
- NA No data available



Horse/Jockey Name	Take The Lead
Final Rank	5
Fastest Section Time (Section)	0:11.08 (1200m)
Top Speed [km/h] (Section)	67.8 (1200m)
Race State	Finished

Rockhampton QLD Professional
 Race 1: GREAT NORTHERN BENCHMARK 58 Handicap - 1400m
 24 February 2024 - 12:57
 Track Rating: Good 4, Weather: Fine, Rail Position: True

Section	Overall	1200m	1000m	800m	600m	400m	200m
Section Times	1:24.67 [5] (0:13.18)	1:11.49 [1] (0:11.08)	1:00.41 [1] (0:11.63)	0:48.78 [1] (0:12.26)	0:36.52 [1] (0:11.59)	0:24.93 [3] (0:11.95)	0:12.98 [5] (0:12.98)
Average Speed [km/h]	54.6	64.9	61.9	60.5	62.3	60.3	55.5
Top Speed [km/h]	67.7	67.8	62.9	61.7	63.4	62.8	58.1
Avg. Dist. to Rail [m]	1.1	1.4	1.2	3.7	2.9	2.4	2.9
Avg. Stride Freq. [Hz]	2.4	2.4	2.3	2.3	2.4	2.4	2.3
Avg. Stride Length [m]	6.9	7.6	7.5	7.3	7.2	7.0	6.8

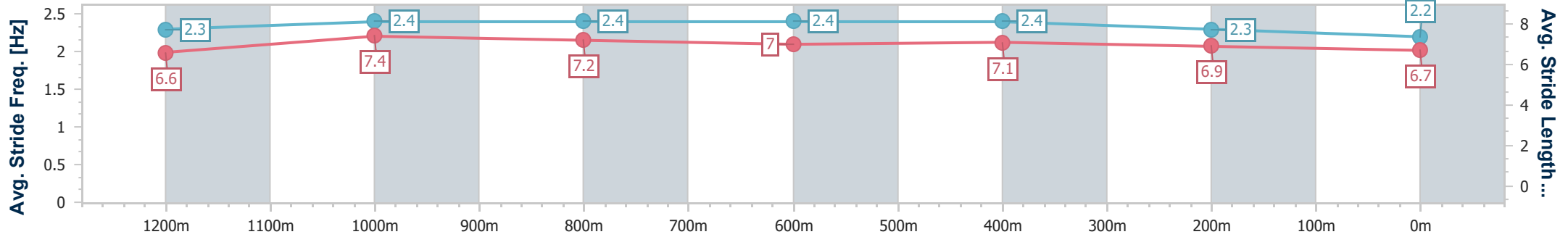
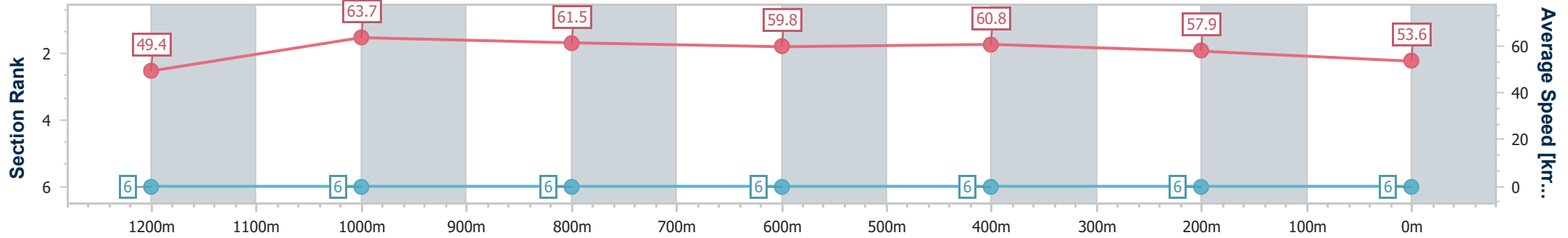




Horse/Jockey Name	Capital Girl
Final Rank	6
Fastest Section Time (Section)	0:11.29 (1200m)
Top Speed [km/h] (Section)	64.5 (1200m)
Race State	Finished

Rockhampton QLD Professional
 Race 1: GREAT NORTHERN BENCHMARK 58 Handicap - 1400m
 24 February 2024 - 12:57
 Track Rating: Good 4, Weather: Fine, Rail Position: True

Section	Overall	1200m	1000m	800m	600m	400m	200m
Section Times	1:27.45 [6] (0:14.58)	1:12.87 [6] (0:11.29)	1:01.58 [6] (0:11.68)	0:49.90 [6] (0:12.14)	0:37.76 [6] (0:11.86)	0:25.90 [6] (0:12.44)	0:13.46 [6] (0:13.46)
Average Speed [km/h]	49.4	63.7	61.5	59.8	60.8	57.9	53.6
Top Speed [km/h]	63.4	64.5	64.3	61.4	62.3	59.6	56.4
Avg. Dist. to Rail [m]	2.2	0.5	0.6	1.0	2.3	2.0	1.7
Avg. Stride Freq. [Hz]	2.3	2.4	2.4	2.4	2.4	2.3	2.2
Avg. Stride Length [m]	6.6	7.4	7.2	7.0	7.1	6.9	6.7



- [] Ranking at each section and finish
- .-.- No data available at this section
- NA No data available