



Townsville QLD Professional

Race 6: LADBROKES BET TICKER BENCHMARK 58 Handicap - 1000m

27 February 2024 - 16:11



Track Rating: SOFT 6, Weather: Fine, Rail Position: +5.5M 1000M-W.P, +2M REMAINDER

Section											Last 600m		
Field Times		Overall	800m	600m	400m	200m							
		0:57.10 (0:13.39)	0:43.71 (0:09.96)	0:33.75 (0:10.47)	0:23.28 (0:11.30)	0:11.98 (0:11.98)						0:33.75	
Rank	TAB	Horse/Jockey	Barrier	Top Speed [km/h]	Fastest Section						Margin	Distance Travelled [m]	
1	2	BRINGYATICKET	2	71.3	0:10.32	0:57.10 [1]	0:43.37 [6]	0:33.04 [6]	0:22.72 [5]	0:11.83 [3]	0:57.10	0:33.04	
		Ryan Wiggins		600m	600m	(0:13.73)	(0:10.33)	(0:10.32)	(0:10.89)	(0:11.83)			
2	8	BOOMALINA	8	71.9	0:10.23	0:57.25 [2]	0:43.86 [1]	0:33.63 [3]	0:23.13 [4]	0:12.10 [2]	0.87L	0:33.63	-1
		Adam Sewell		800m	800m	(0:13.39)	(0:10.23)	(0:10.50)	(0:11.03)	(0:12.10)			
3	3	THUMANI	3	72.7	0:09.95	0:57.30 [3]	0:43.90 [2]	0:33.95 [1]	0:23.48 [1]	0:12.18 [1]	1.19L	0:33.95	-1
		Frank Edwards		800m	800m	(0:13.40)	(0:09.95)	(0:10.47)	(0:11.30)	(0:12.18)			
4	1	HIT SNOOZE	1	72.0	0:10.21	0:57.47 [4]	0:44.06 [3]	0:33.85 [2]	0:23.35 [3]	0:12.12 [4]	2.19L	0:33.85	+2
		Tessa Townsend		800m	800m	(0:13.41)	(0:10.21)	(0:10.50)	(0:11.23)	(0:12.12)			
5	7	WICKLOW LASS	7	72.4	0:10.07	0:57.59 [5]	0:43.98 [4]	0:33.91 [4]	0:23.48 [2]	0:12.17 [5]	2.91L	0:33.91	+0
		Jason Taylor		800m	800m	(0:13.61)	(0:10.07)	(0:10.43)	(0:11.31)	(0:12.17)			
6	9	TENNAGAIN	9	71.6	0:10.28	0:57.61 [6]	0:43.77 [7]	0:33.49 [7]	0:22.96 [7]	0:11.79 [7]	3.02L	0:33.49	+1
		Adam Spinks		800m	800m	(0:13.84)	(0:10.28)	(0:10.53)	(0:11.17)	(0:11.79)			
7	4	VILA TINTO	4	71.6	0:10.31	0:57.65 [7]	0:44.02 [5]	0:33.71 [5]	0:23.19 [6]	0:12.09 [6]	3.22L	0:33.71	+3
		Nathan Thomas		800m	800m	(0:13.63)	(0:10.31)	(0:10.52)	(0:11.10)	(0:12.09)			
8	10	MISHANI PATRIOT	10	66.6	0:10.93	1:01.12 [8]	0:46.05 [8]	0:35.12 [8]	0:24.14 [8]	0:12.50 [8]	23.65L	0:35.12	-5
		Beau-Dene Appo		800m	800m	(0:15.07)	(0:10.93)	(0:10.98)	(0:11.64)	(0:12.50)			

Scratched: Kihi (#6), Flaming Homer (#5)

[] Ranking at each section and finish
 -:-:- No data available at this section
 NA No data available

SCN Saddle cloth number
 DNF Did not finish
 DNT Did not track



Horse/Jockey Name	Bringyaticket
Final Rank	1
Fastest Section Time (Section)	0:10.32 (600m)
Top Speed [km/h] (Section)	71.3 (600m)
Race State	Finished



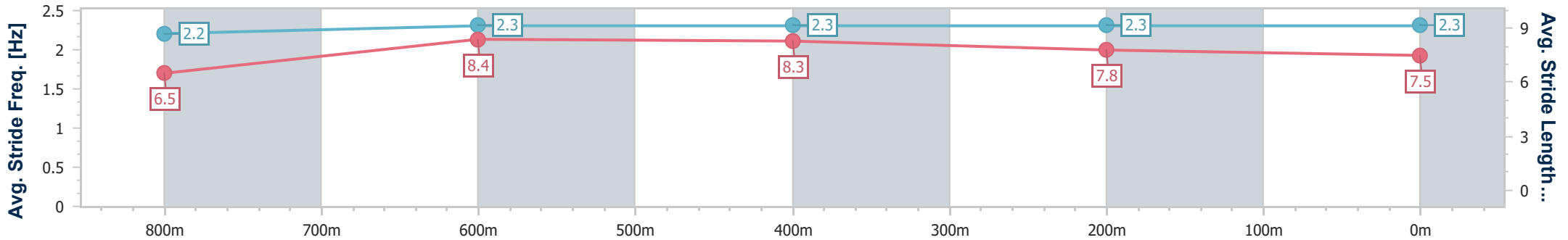
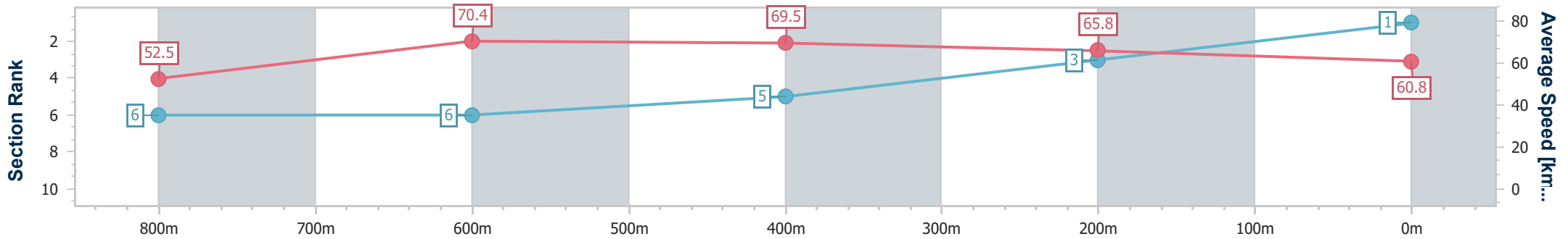
Townsville QLD Professional
Race 6: LADBROKES BET TICKER BENCHMARK 58 Handicap - 1000m



27 February 2024 - 16:11

Track Rating: SOFT 6, Weather: Fine, Rail Position: +5.5M 1000M-W.P, +2M REMAINDER

Section	Overall	800m	600m	400m	200m
Section Times	0:57.10 [1] (0:13.73)	0:43.37 [6] (0:10.33)	0:33.04 [6] (0:10.32)	0:22.72 [5] (0:10.89)	0:11.83 [3] (0:11.83)
Average Speed [km/h]	52.5	70.4	69.5	65.8	60.8
Top Speed [km/h]	69.3	71.3	71.3	67.5	63.6
Avg. Dist. to Rail [m]	4.7	3.2	1.6	1.4	0.6
Avg. Stride Freq. [Hz]	2.2	2.3	2.3	2.3	2.3
Avg. Stride Length [m]	6.5	8.4	8.3	7.8	7.5



- [] Ranking at each section and finish
- .-.- No data available at this section
- NA No data available



Horse/Jockey Name	Boomalina
Final Rank	2
Fastest Section Time (Section)	0:10.23 (800m)
Top Speed [km/h] (Section)	71.9 (800m)
Race State	Finished



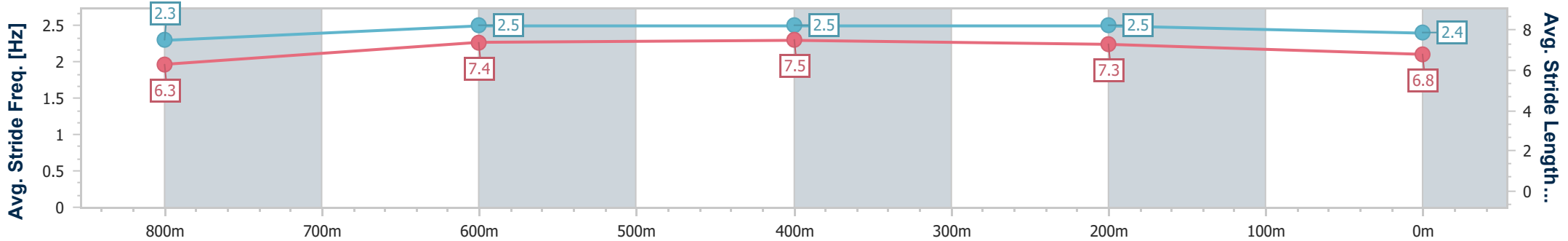
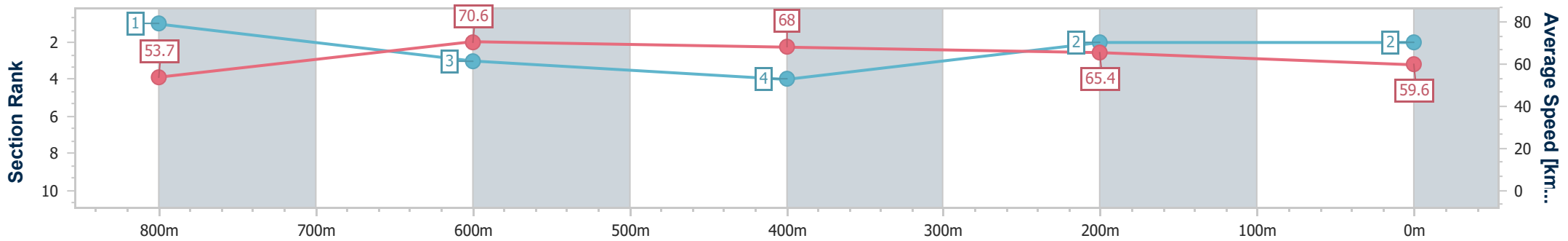
Townsville QLD Professional
Race 6: LADBROKES BET TICKER BENCHMARK 58 Handicap - 1000m



27 February 2024 - 16:11

Track Rating: SOFT 6, Weather: Fine, Rail Position: +5.5M 1000M-W.P, +2M REMAINDER

Section	Overall	800m	600m	400m	200m
Section Times	0:57.25 [2] (0:13.39)	0:43.86 [1] (0:10.23)	0:33.63 [3] (0:10.50)	0:23.13 [4] (0:11.03)	0:12.10 [2] (0:12.10)
Average Speed [km/h]	53.7	70.6	68.0	65.4	59.6
Top Speed [km/h]	68.8	71.9	70.0	66.3	63.9
Avg. Dist. to Rail [m]	5.5	1.8	1.6	1.8	2.6
Avg. Stride Freq. [Hz]	2.3	2.5	2.5	2.5	2.4
Avg. Stride Length [m]	6.3	7.4	7.5	7.3	6.8



- [] Ranking at each section and finish
- .-.- No data available at this section
- NA No data available



Horse/Jockey Name	Thumani
Final Rank	3
Fastest Section Time (Section)	0:09.95 (800m)
Top Speed [km/h] (Section)	72.7 (800m)
Race State	Finished



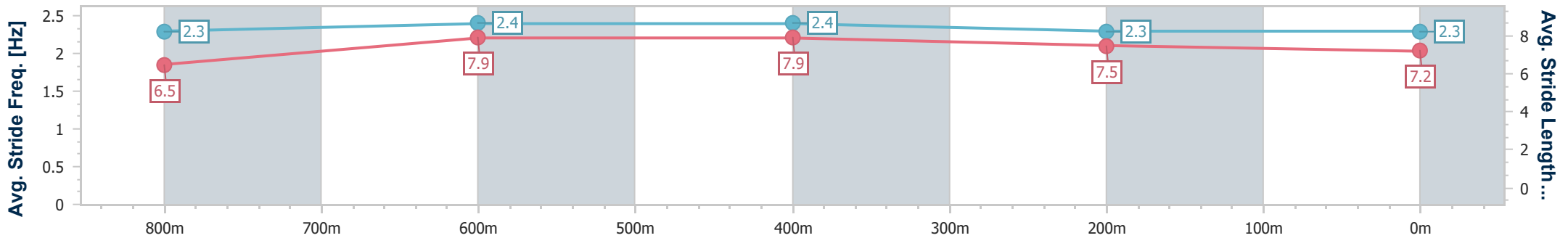
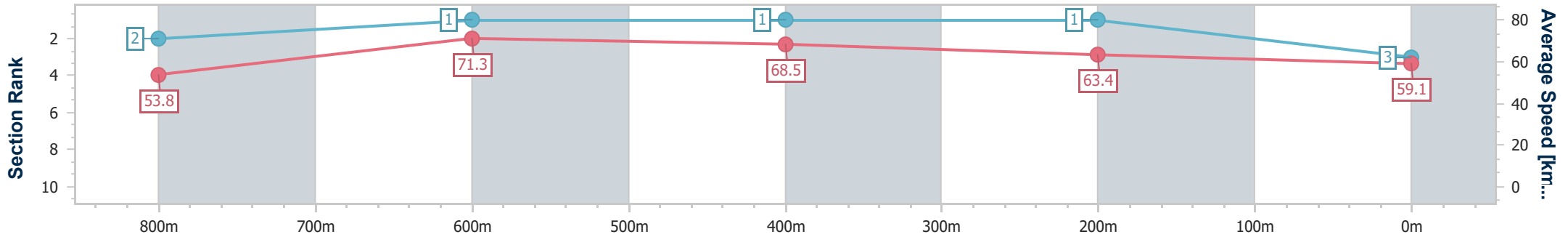
Townsville QLD Professional
Race 6: LADBROKES BET TICKER BENCHMARK 58 Handicap - 1000m



27 February 2024 - 16:11

Track Rating: SOFT 6, Weather: Fine, Rail Position: +5.5M 1000M-W.P, +2M REMAINDER

Section	Overall	800m	600m	400m	200m
Section Times	0:57.30 [3] (0:13.40)	0:43.90 [2] (0:09.95)	0:33.95 [1] (0:10.47)	0:23.48 [1] (0:11.30)	0:12.18 [1] (0:12.18)
Average Speed [km/h]	53.8	71.3	68.5	63.4	59.1
Top Speed [km/h]	72.3	72.7	71.0	66.1	63.6
Avg. Dist. to Rail [m]	3.9	1.3	1.2	1.7	1.2
Avg. Stride Freq. [Hz]	2.3	2.4	2.4	2.3	2.3
Avg. Stride Length [m]	6.5	7.9	7.9	7.5	7.2



- [] Ranking at each section and finish
- .-.- No data available at this section
- NA No data available



Horse/Jockey Name	Hit Snooze
Final Rank	4
Fastest Section Time (Section)	0:10.21 (800m)
Top Speed [km/h] (Section)	72.0 (800m)
Race State	Finished



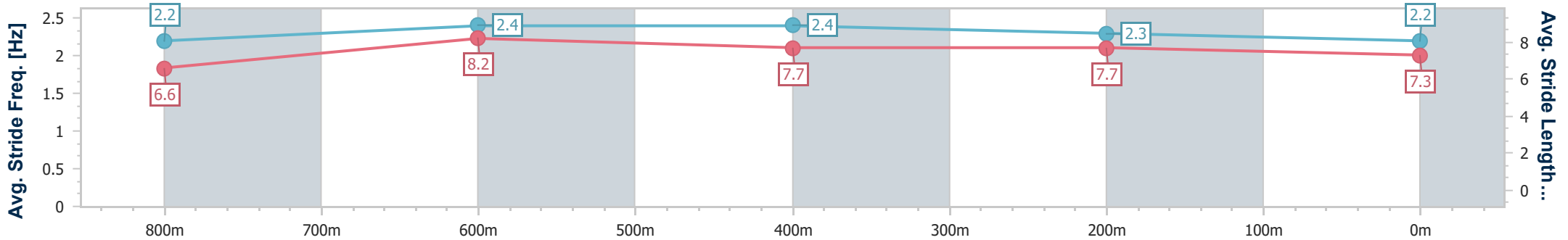
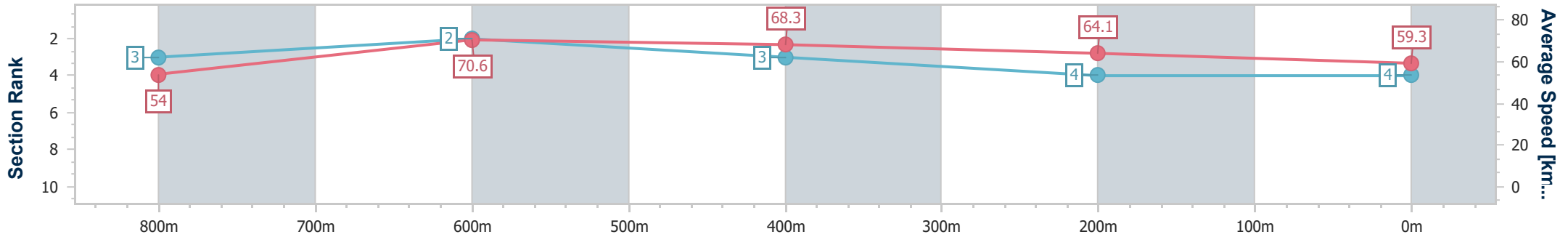
Townsville QLD Professional
Race 6: LADBROKES BET TICKER BENCHMARK 58 Handicap - 1000m



27 February 2024 - 16:11

Track Rating: SOFT 6, Weather: Fine, Rail Position: +5.5M 1000M-W.P, +2M REMAINDER

Section	Overall	800m	600m	400m	200m
Section Times	0:57.47 [4] (0:13.41)	0:44.06 [3] (0:10.21)	0:33.85 [2] (0:10.50)	0:23.35 [3] (0:11.23)	0:12.12 [4] (0:12.12)
Average Speed [km/h]	54.0	70.6	68.3	64.1	59.3
Top Speed [km/h]	71.3	72.0	71.5	66.2	61.9
Avg. Dist. to Rail [m]	7.2	3.4	0.9	0.9	2.2
Avg. Stride Freq. [Hz]	2.2	2.4	2.4	2.3	2.2
Avg. Stride Length [m]	6.6	8.2	7.7	7.7	7.3



- [] Ranking at each section and finish
- .-.- No data available at this section
- NA No data available



Horse/Jockey Name	Wicklow Lass
Final Rank	5
Fastest Section Time (Section)	0:10.07 (800m)
Top Speed [km/h] (Section)	72.4 (800m)
Race State	Finished



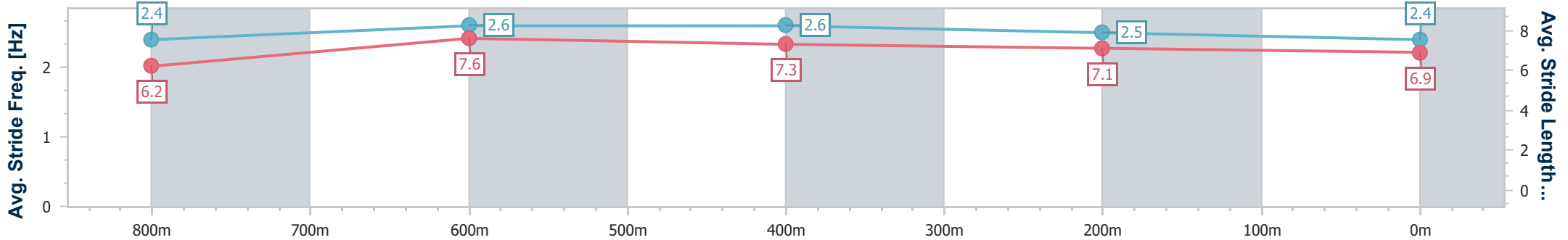
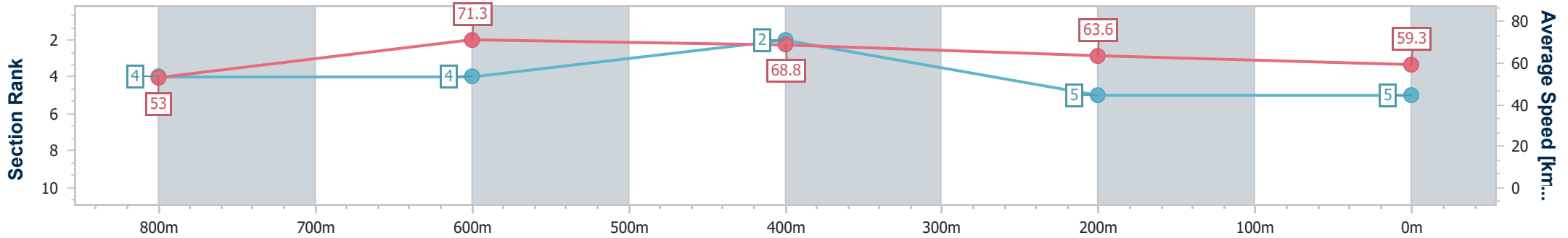
Townsville QLD Professional
Race 6: LADBROKES BET TICKER BENCHMARK 58 Handicap - 1000m



27 February 2024 - 16:11

Track Rating: SOFT 6, Weather: Fine, Rail Position: +5.5M 1000M-W.P, +2M REMAINDER

Section	Overall	800m	600m	400m	200m
Section Times	0:57.59 [5] (0:13.61)	0:43.98 [4] (0:10.07)	0:33.91 [4] (0:10.43)	0:23.48 [2] (0:11.31)	0:12.17 [5] (0:12.17)
Average Speed [km/h]	53.0	71.3	68.8	63.6	59.3
Top Speed [km/h]	70.9	72.4	71.0	66.2	62.3
Avg. Dist. to Rail [m]	3.4	1.4	1.1	1.6	0.7
Avg. Stride Freq. [Hz]	2.4	2.6	2.6	2.5	2.4
Avg. Stride Length [m]	6.2	7.6	7.3	7.1	6.9



- [] Ranking at each section and finish
- .-.- No data available at this section
- NA No data available



Horse/Jockey Name	Tennagain
Final Rank	6
Fastest Section Time (Section)	0:10.28 (800m)
Top Speed [km/h] (Section)	71.6 (800m)
Race State	Finished



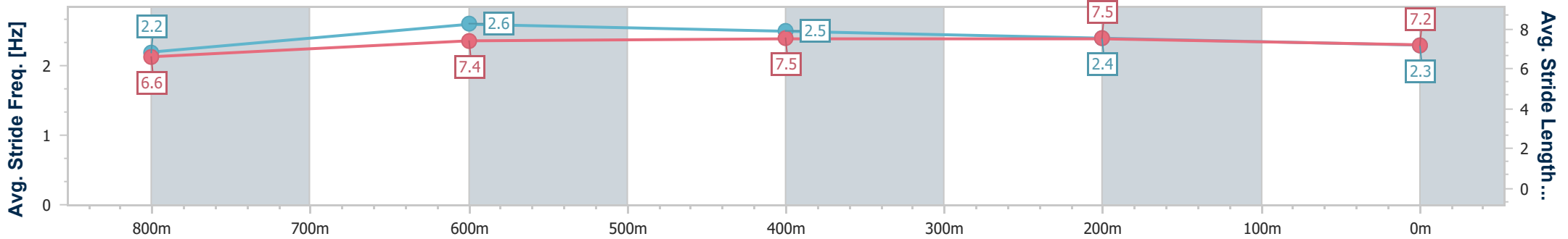
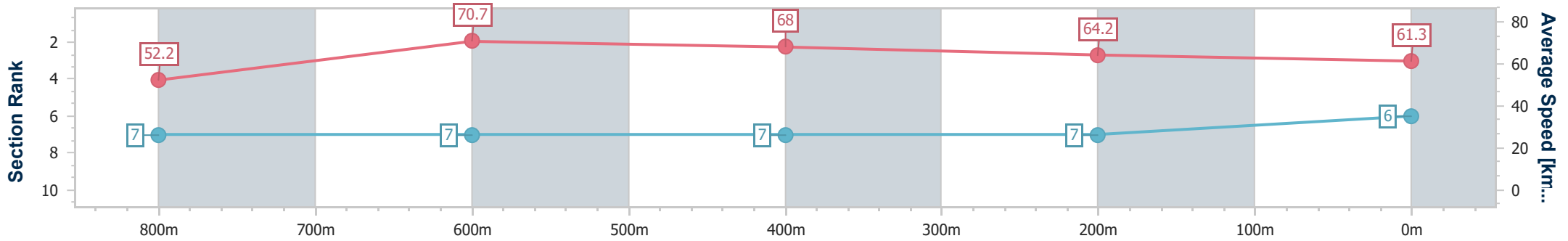
Townsville QLD Professional
Race 6: LADBROKES BET TICKER BENCHMARK 58 Handicap - 1000m



27 February 2024 - 16:11

Track Rating: SOFT 6, Weather: Fine, Rail Position: +5.5M 1000M-W.P, +2M REMAINDER

Section	Overall	800m	600m	400m	200m
Section Times	0:57.61 [6] (0:13.84)	0:43.77 [7] (0:10.28)	0:33.49 [7] (0:10.53)	0:22.96 [7] (0:11.17)	0:11.79 [7] (0:11.79)
Average Speed [km/h]	52.2	70.7	68.0	64.2	61.3
Top Speed [km/h]	71.4	71.6	71.3	66.8	63.0
Avg. Dist. to Rail [m]	5.1	3.2	1.7	1.0	1.8
Avg. Stride Freq. [Hz]	2.2	2.6	2.5	2.4	2.3
Avg. Stride Length [m]	6.6	7.4	7.5	7.5	7.2



- [] Ranking at each section and finish
- .-.- No data available at this section
- NA No data available



Horse/Jockey Name	Vila Tinto
Final Rank	7
Fastest Section Time (Section)	0:10.31 (800m)
Top Speed [km/h] (Section)	71.6 (800m)
Race State	Finished



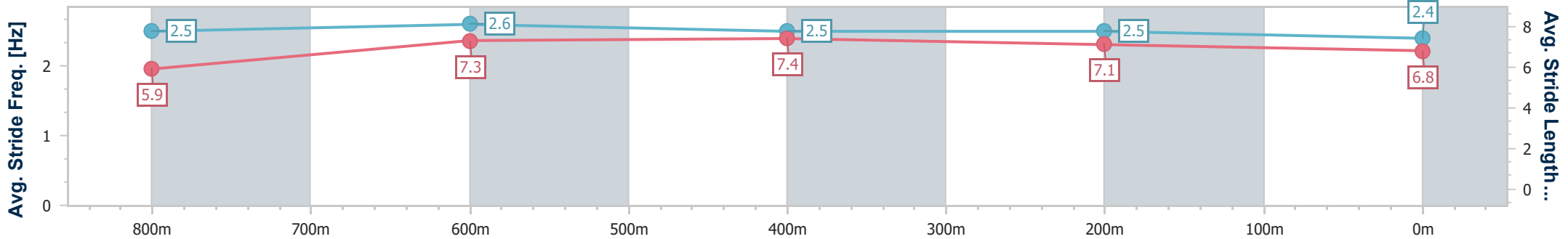
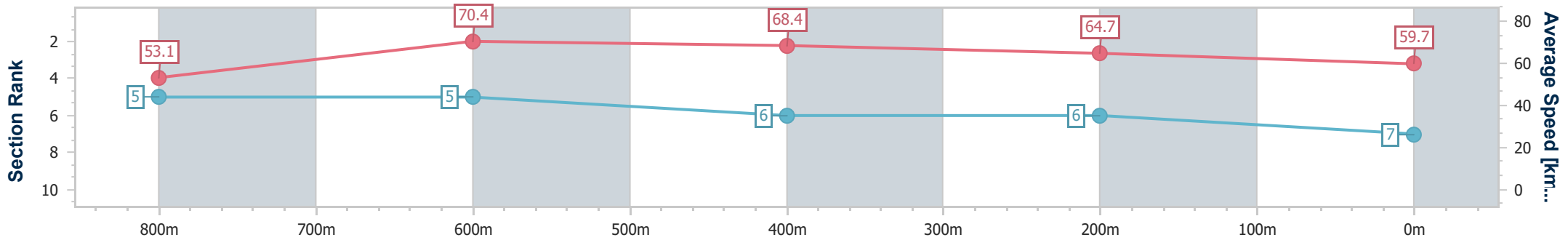
Townsville QLD Professional
Race 6: LADBROKES BET TICKER BENCHMARK 58 Handicap - 1000m



27 February 2024 - 16:11

Track Rating: SOFT 6, Weather: Fine, Rail Position: +5.5M 1000M-W.P, +2M REMAINDER

Section	Overall	800m	600m	400m	200m
Section Times	0:57.65 [7] (0:13.63)	0:44.02 [5] (0:10.31)	0:33.71 [5] (0:10.52)	0:23.19 [6] (0:11.10)	0:12.09 [6] (0:12.09)
Average Speed [km/h]	53.1	70.4	68.4	64.7	59.7
Top Speed [km/h]	70.9	71.6	70.8	66.0	63.6
Avg. Dist. to Rail [m]	6.2	3.3	0.6	1.5	4.0
Avg. Stride Freq. [Hz]	2.5	2.6	2.5	2.5	2.4
Avg. Stride Length [m]	5.9	7.3	7.4	7.1	6.8



- [] Ranking at each section and finish
- .-.- No data available at this section
- NA No data available



Horse/Jockey Name	Mishani Patriot
Final Rank	8
Fastest Section Time (Section)	0:10.93 (800m)
Top Speed [km/h] (Section)	66.6 (800m)
Race State	Finished



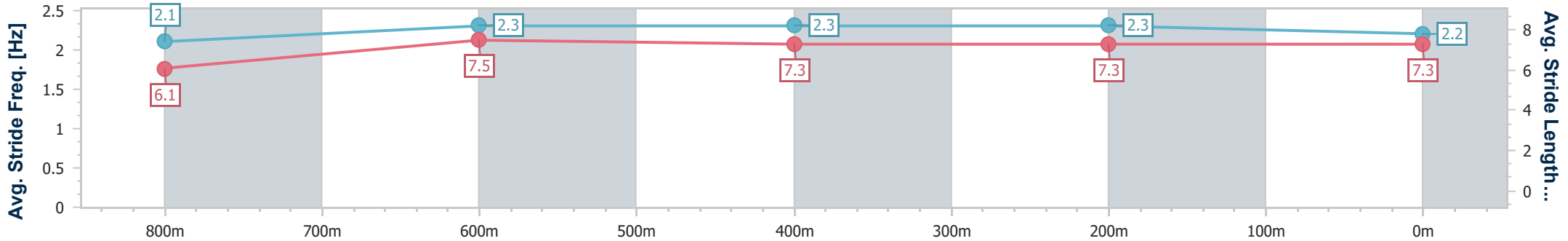
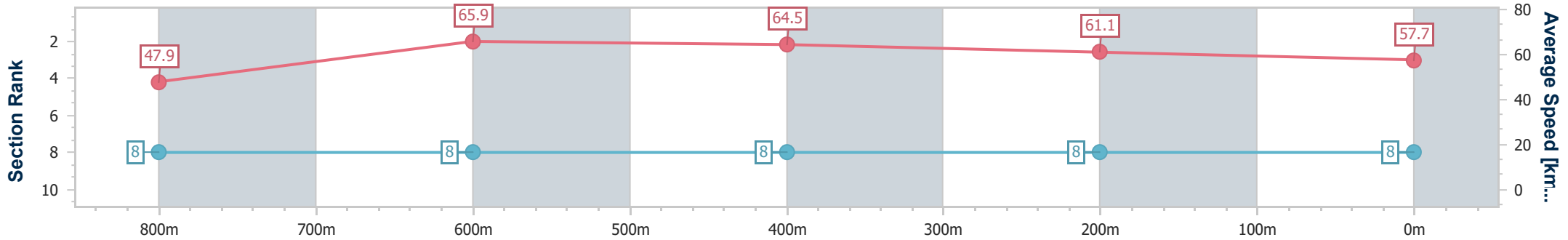
Townsville QLD Professional
Race 6: LADBROKES BET TICKER BENCHMARK 58 Handicap - 1000m

27 February 2024 - 16:11

Track Rating: SOFT 6, Weather: Fine, Rail Position: +5.5M 1000M-W.P, +2M REMAINDER



Section	Overall	800m	600m	400m	200m
Section Times	1:01.12 [8] (0:15.07)	0:46.05 [8] (0:10.93)	0:35.12 [8] (0:10.98)	0:24.14 [8] (0:11.64)	0:12.50 [8] (0:12.50)
Average Speed [km/h]	47.9	65.9	64.5	61.1	57.7
Top Speed [km/h]	65.0	66.6	65.9	62.4	60.1
Avg. Dist. to Rail [m]	2.8	1.7	3.7	3.0	0.5
Avg. Stride Freq. [Hz]	2.1	2.3	2.3	2.3	2.2
Avg. Stride Length [m]	6.1	7.5	7.3	7.3	7.3



- [] Ranking at each section and finish
- .-.- No data available at this section
- NA No data available