



Doomben QLD Professional

Race 2: RACECOURSE VILLAGE Class 1 Plate - 2040m

28 February 2024 - 13:44



BRISBANE
RACING CLUB

Track Rating: Good 4, Weather: Fine, Rail Position: +7m Entire

Section														
Field Times	Overall	1800m	1600m	1400m	1200m	1000m	800m	Last 600m						
	2:05.48 (0:16.57)	1:48.91 (0:11.68)	1:37.23 (0:12.39)	1:24.84 (0:12.77)	1:12.07 (0:12.60)	0:59.47 (0:12.14)	0:47.33 (0:11.74)	0:35.59						
Rank	TAB	Horse/Jockey	Barrier	Top Speed [km/h]	Fastest Section									Distance Travelled [m]
1	4	KADAVAR Ryan Maloney	5	63.7 400m	0:11.50 400m	2:05.48 [1] (0:17.44)	1:48.04 [7] (0:11.92)	1:36.12 [7] (0:12.17)	1:23.95 [7] (0:12.77)	1:11.18 [7] (0:12.50)	0:58.68 [7] (0:12.21)	0:46.47 [7] (0:11.70)	0:34.77	
2	1	DEMARCAY James Orman	8	65.1 400m	0:11.44 400m	2:05.48 [2] (0:17.51)	1:47.97 [8] (0:11.97)	1:36.00 [8] (0:12.14)	1:23.86 [8] (0:12.84)	1:11.02 [8] (0:12.53)	0:58.49 [8] (0:12.09)	0:46.40 [8] (0:11.54)	0:34.86	+2
3	6	DIVAZINO Michael Cahill	3	63.3 600m	0:11.67 400m	2:05.94 [3] (0:16.87)	1:49.07 [3] (0:11.95)	1:37.12 [4] (0:12.25)	1:24.87 [4] (0:12.73)	1:12.14 [4] (0:12.57)	0:59.57 [4] (0:12.15)	0:47.42 [4] (0:11.71)	0:35.71	-2
4	7	LAWBREAKER Cejay Graham	4	63.7 600m	0:11.58 400m	2:06.00 [4] (0:17.16)	1:48.84 [5] (0:11.95)	1:36.89 [6] (0:12.14)	1:24.75 [6] (0:12.78)	1:11.97 [5] (0:12.63)	0:59.34 [6] (0:12.09)	0:47.25 [5] (0:11.64)	0:35.61	+0
5	5	RHODES Ryan Wiggins	6	64.1 Overall	0:11.58 600m	2:06.33 [5] (0:16.57)	1:49.76 [1] (0:11.68)	1:38.08 [1] (0:12.39)	1:25.69 [1] (0:12.77)	1:12.92 [1] (0:12.64)	1:00.28 [2] (0:12.24)	0:48.04 [2] (0:11.77)	0:36.27	-13
6	8	LADY DEANNE Melea Castle	2	63.7 Overall	0:11.74 1800m	2:06.54 [6] (0:16.93)	1:49.61 [4] (0:11.74)	1:37.87 [3] (0:12.31)	1:25.56 [3] (0:12.66)	1:12.90 [3] (0:12.66)	1:00.24 [3] (0:12.19)	0:48.05 [3] (0:11.90)	0:36.15	-10
7	3	THE WELLIAN Micheal Hellyer	1	63.6 Overall	0:11.65 600m	2:06.99 [7] (0:17.16)	1:49.83 [6] (0:11.89)	1:37.94 [5] (0:12.19)	1:25.75 [5] (0:12.81)	1:12.94 [6] (0:12.58)	1:00.36 [5] (0:12.17)	0:48.19 [6] (0:11.69)	0:36.50	-7
8	2	RALLY Damien Thornton	7	65.1 Overall	0:11.61 1800m	2:08.58 [8] (0:16.76)	1:51.82 [2] (0:11.61)	1:40.21 [2] (0:12.35)	1:27.86 [2] (0:12.71)	1:15.15 [2] (0:12.58)	1:02.57 [1] (0:12.14)	0:50.43 [1] (0:11.74)	0:38.69	-1

[] Ranking at each section and finish
 -:-:- No data available at this section
 NA No data available

SCN Saddle cloth number
 DNF Did not finish
 DNT Did not track



Doomben QLD Professional

Race 2: RACECOURSE VILLAGE Class 1 Plate - 2040m

28 February 2024 - 13:44



BRISBANE
RACING CLUB

Track Rating: Good 4, Weather: Fine, Rail Position: +7m Entire

Section							600m	400m	200m			Last 600m
Field Times							0:35.59 (0:11.75)	0:23.84 (0:11.89)	0:11.95 (0:11.95)			0:35.59
Rank	TAB	Horse/Jockey	Barrier	Top Speed [km/h]	Fastest Section				Margin			Distance Travelled [m]
1	4	KADAVAR Ryan Maloney	5	63.7 400m	0:11.50 400m	0:34.77 [8] (0:11.68)	0:23.09 [8] (0:11.50)	0:11.59 [5] (0:11.59)	2:05.48			0:34.77
2	1	DEMARCAY James Orman	8	65.1 400m	0:11.44 400m	0:34.86 [7] (0:11.47)	0:23.39 [5] (0:11.44)	0:11.95 [1] (0:11.95)	0.04L			0:34.86 +2
3	6	DIVAZINO Michael Cahill	3	63.3 600m	0:11.67 400m	0:35.71 [3] (0:11.79)	0:23.92 [3] (0:11.67)	0:12.25 [3] (0:12.25)	2.74L			0:35.71 -2
4	7	LAWBREAKER Cejay Graham	4	63.7 600m	0:11.58 400m	0:35.61 [5] (0:11.69)	0:23.92 [4] (0:11.58)	0:12.34 [2] (0:12.34)	3.05L			0:35.61 +0
5	5	RHODES Ryan Wiggins	6	64.1 Overall	0:11.58 600m	0:36.27 [2] (0:11.58)	0:24.69 [1] (0:12.11)	0:12.58 [4] (0:12.58)	4.99L			0:36.27 -13
6	8	LADY DEANNE Melea Castle	2	63.7 Overall	0:11.74 1800m	0:36.15 [4] (0:11.78)	0:24.37 [7] (0:11.94)	0:12.43 [6] (0:12.43)	6.25L			0:36.15 -10
7	3	THE WELLIAN Micheal Hellyer	1	63.6 Overall	0:11.65 600m	0:36.50 [6] (0:11.65)	0:24.85 [6] (0:12.01)	0:12.84 [7] (0:12.84)	8.9L			0:36.50 -7
8	2	RALLY Damien Thornton	7	65.1 Overall	0:11.61 1800m	0:38.69 [1] (0:11.90)	0:26.79 [2] (0:12.47)	0:14.32 [8] (0:14.32)	18.24L			0:38.69 -1



Horse/Jockey Name	Kadavar
Final Rank	1
Fastest Section Time (Section)	0:11.50 (400m)
Top Speed [km/h] (Section)	63.7 (400m)
Race State	Finished



Doomben QLD Professional

Race 2: RACECOURSE VILLAGE Class 1 Plate - 2040m

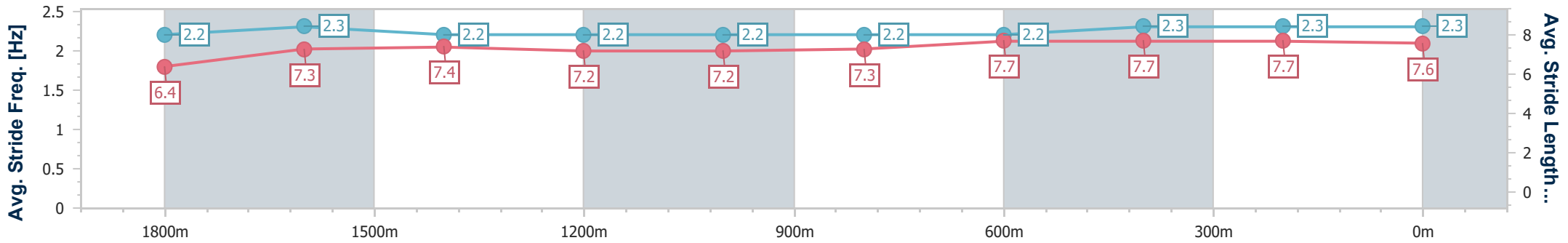
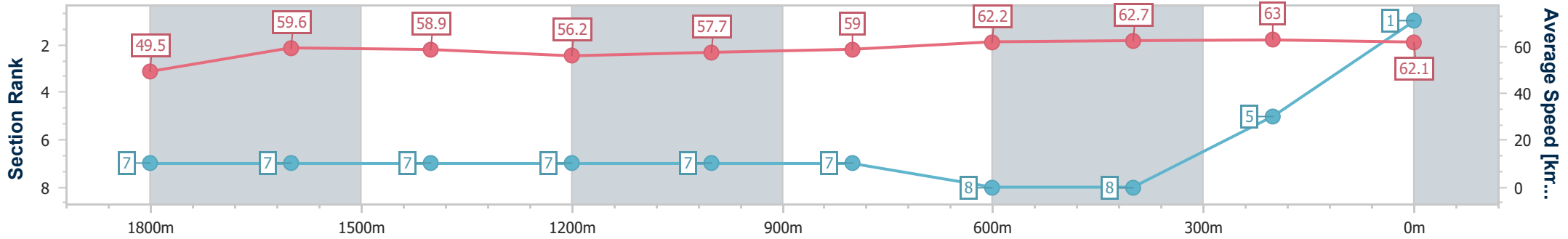
28 February 2024 - 13:44

Track Rating: Good 4, Weather: Fine, Rail Position: +7m Entire



BRISBANE RACING CLUB

Section	Overall	1800m	1600m	1400m	1200m	1000m	800m	600m	400m	200m
Section Times	2:05.48 [1] (0:17.44)	1:48.04 [7] (0:11.92)	1:36.12 [7] (0:12.17)	1:23.95 [7] (0:12.77)	1:11.18 [7] (0:12.50)	0:58.68 [7] (0:12.21)	0:46.47 [7] (0:11.70)	0:34.77 [8] (0:11.68)	0:23.09 [8] (0:11.50)	0:11.59 [5] (0:11.59)
Average Speed [km/h]	49.5	59.6	58.9	56.2	57.7	59.0	62.2	62.7	63.0	62.1
Top Speed [km/h]	63.4	63.3	60.1	57.4	59.2	61.8	62.3	63.5	63.7	63.4
Avg. Dist. to Rail [m]	2.2	2.0	1.5	0.5	0.7	0.5	2.2	2.7	3.4	3.9
Avg. Stride Freq. [Hz]	2.2	2.3	2.2	2.2	2.2	2.2	2.2	2.3	2.3	2.3
Avg. Stride Length [m]	6.4	7.3	7.4	7.2	7.2	7.3	7.7	7.7	7.7	7.6



- [] Ranking at each section and finish
- .-.- No data available at this section
- NA No data available



Horse/Jockey Name	Demarcay
Final Rank	2
Fastest Section Time (Section)	0:11.44 (400m)
Top Speed [km/h] (Section)	65.1 (400m)
Race State	Finished



Doomben QLD Professional

Race 2: RACECOURSE VILLAGE Class 1 Plate - 2040m

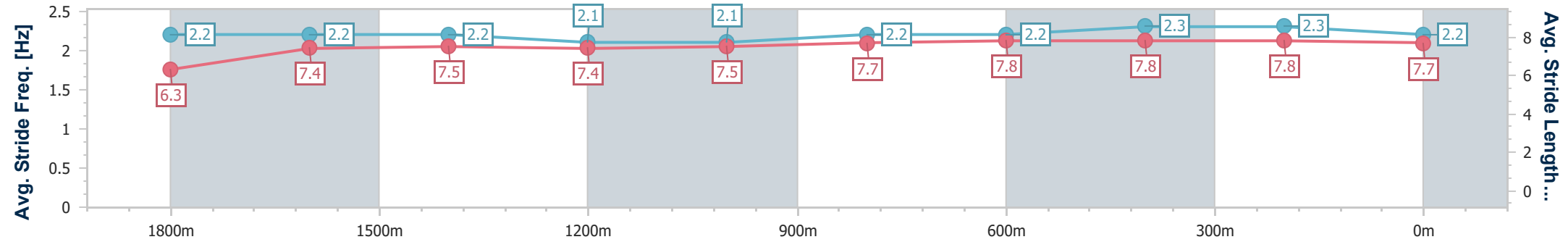
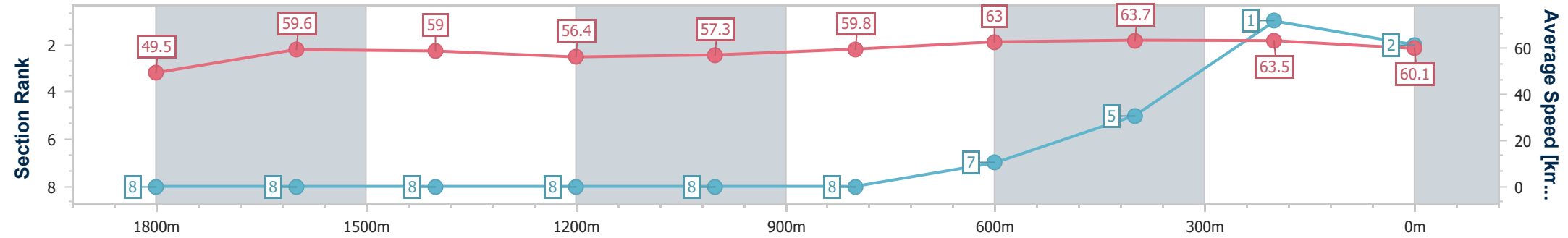
28 February 2024 - 13:44

Track Rating: Good 4, Weather: Fine, Rail Position: +7m Entire



BRISBANE RACING CLUB

Section	Overall	1800m	1600m	1400m	1200m	1000m	800m	600m	400m	200m
Section Times	2:05.48 [2] (0:17.51)	1:47.97 [8] (0:11.97)	1:36.00 [8] (0:12.14)	1:23.86 [8] (0:12.84)	1:11.02 [8] (0:12.53)	0:58.49 [8] (0:12.09)	0:46.40 [8] (0:11.54)	0:34.86 [7] (0:11.47)	0:23.39 [5] (0:11.44)	0:11.95 [1] (0:11.95)
Average Speed [km/h]	49.5	59.6	59.0	56.4	57.3	59.8	63.0	63.7	63.5	60.1
Top Speed [km/h]	63.7	62.7	60.8	57.1	58.9	62.7	63.8	65.0	65.1	61.6
Avg. Dist. to Rail [m]	3.6	1.3	1.2	0.6	1.6	1.5	1.8	3.0	3.8	2.2
Avg. Stride Freq. [Hz]	2.2	2.2	2.2	2.1	2.1	2.2	2.2	2.3	2.3	2.2
Avg. Stride Length [m]	6.3	7.4	7.5	7.4	7.5	7.7	7.8	7.8	7.8	7.7



- [] Ranking at each section and finish
- .-.- No data available at this section
- NA No data available



Horse/Jockey Name	Divazino
Final Rank	3
Fastest Section Time (Section)	0:11.67 (400m)
Top Speed [km/h] (Section)	63.3 (600m)
Race State	Finished



Doomben QLD Professional

Race 2: RACECOURSE VILLAGE Class 1 Plate - 2040m

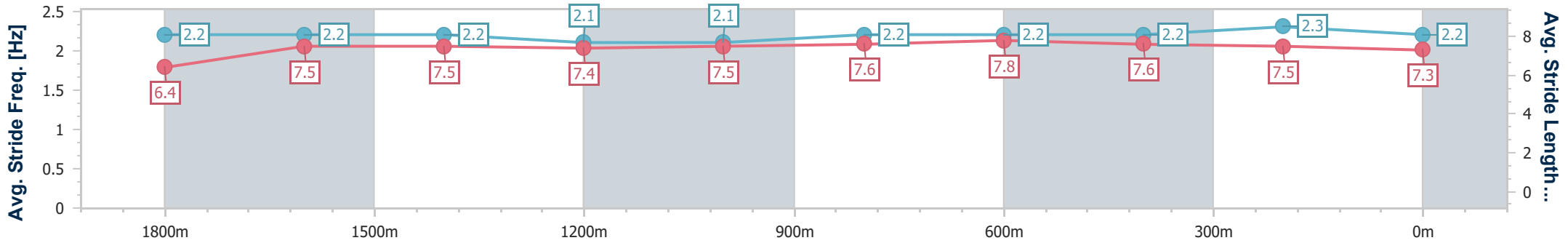
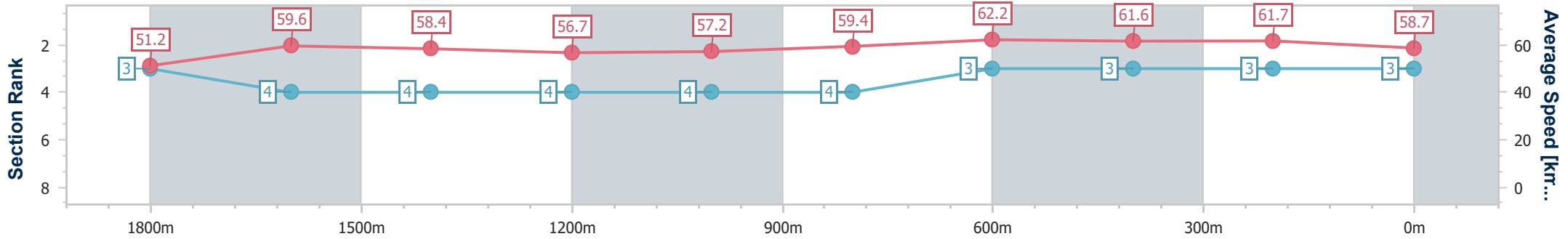
28 February 2024 - 13:44

Track Rating: Good 4, Weather: Fine, Rail Position: +7m Entire



BRISBANE RACING CLUB

Section	Overall	1800m	1600m	1400m	1200m	1000m	800m	600m	400m	200m
Section Times	2:05.94 [3] (0:16.87)	1:49.07 [3] (0:11.95)	1:37.12 [4] (0:12.25)	1:24.87 [4] (0:12.73)	1:12.14 [4] (0:12.57)	0:59.57 [4] (0:12.15)	0:47.42 [4] (0:11.71)	0:35.71 [3] (0:11.79)	0:23.92 [3] (0:11.67)	0:12.25 [3] (0:12.25)
Average Speed [km/h]	51.2	59.6	58.4	56.7	57.2	59.4	62.2	61.6	61.7	58.7
Top Speed [km/h]	63.0	61.9	60.1	57.4	58.6	61.7	63.0	63.3	62.5	60.8
Avg. Dist. to Rail [m]	1.4	1.7	1.5	0.6	2.0	1.5	1.6	1.6	0.9	0.5
Avg. Stride Freq. [Hz]	2.2	2.2	2.2	2.1	2.1	2.2	2.2	2.2	2.3	2.2
Avg. Stride Length [m]	6.4	7.5	7.5	7.4	7.5	7.6	7.8	7.6	7.5	7.3



- [] Ranking at each section and finish
- .-.- No data available at this section
- NA No data available



Horse/Jockey Name	Lawbreaker
Final Rank	4
Fastest Section Time (Section)	0:11.58 (400m)
Top Speed [km/h] (Section)	63.7 (600m)
Race State	Finished



Doomben QLD Professional

Race 2: RACECOURSE VILLAGE Class 1 Plate - 2040m

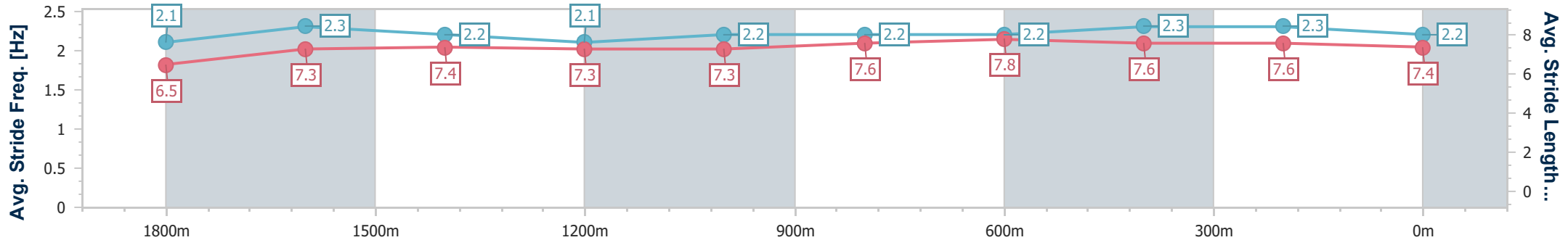
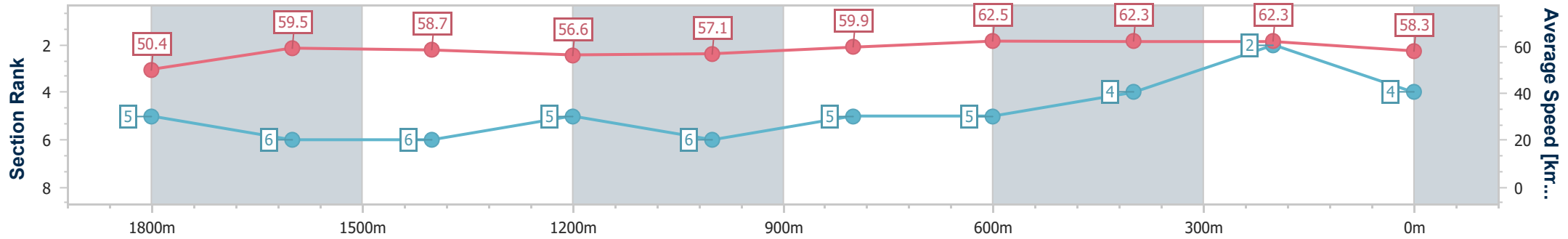
28 February 2024 - 13:44

Track Rating: Good 4, Weather: Fine, Rail Position: +7m Entire



BRISBANE RACING CLUB

Section	Overall	1800m	1600m	1400m	1200m	1000m	800m	600m	400m	200m
Section Times	2:06.00 [4] (0:17.16)	1:48.84 [5] (0:11.95)	1:36.89 [6] (0:12.14)	1:24.75 [6] (0:12.78)	1:11.97 [5] (0:12.63)	0:59.34 [6] (0:12.09)	0:47.25 [5] (0:11.64)	0:35.61 [5] (0:11.69)	0:23.92 [4] (0:11.58)	0:12.34 [2] (0:12.34)
Average Speed [km/h]	50.4	59.5	58.7	56.6	57.1	59.9	62.5	62.3	62.3	58.3
Top Speed [km/h]	62.5	61.9	60.5	57.3	58.3	62.3	63.5	63.7	63.4	60.6
Avg. Dist. to Rail [m]	1.5	1.9	1.9	0.7	2.2	2.1	2.3	2.4	1.9	1.7
Avg. Stride Freq. [Hz]	2.1	2.3	2.2	2.1	2.2	2.2	2.2	2.3	2.3	2.2
Avg. Stride Length [m]	6.5	7.3	7.4	7.3	7.3	7.6	7.8	7.6	7.6	7.4



- [] Ranking at each section and finish
- .-.- No data available at this section
- NA No data available



Horse/Jockey Name	Rhodes
Final Rank	5
Fastest Section Time (Section)	0:11.58 (600m)
Top Speed [km/h] (Section)	64.1 (Overall)
Race State	Finished

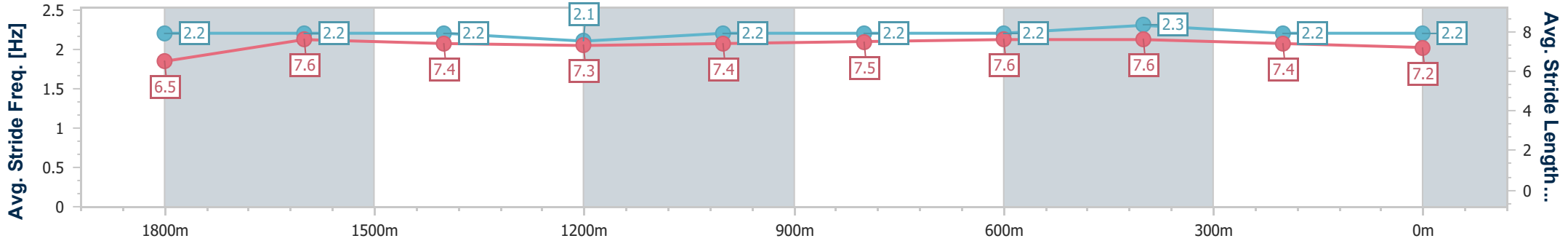
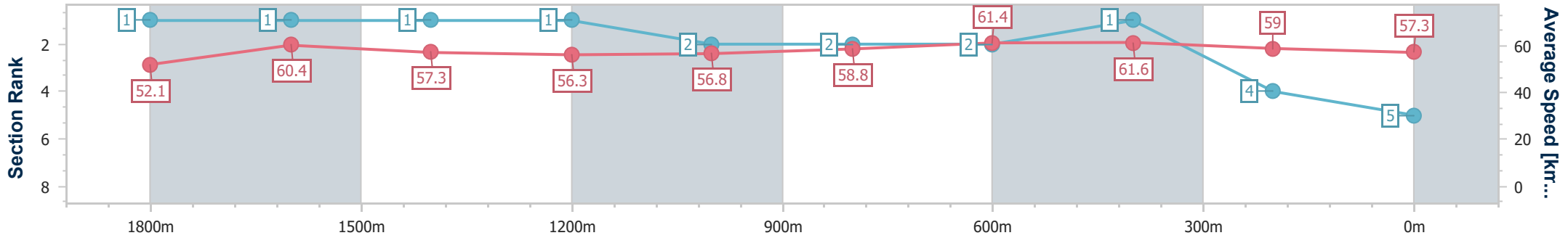


Doomben QLD Professional
Race 2: RACECOURSE VILLAGE Class 1 Plate - 2040m
 28 February 2024 - 13:44
 Track Rating: Good 4, Weather: Fine, Rail Position: +7m Entire



BRISBANE
RACING CLUB

Section	Overall	1800m	1600m	1400m	1200m	1000m	800m	600m	400m	200m
Section Times	2:06.33 [5] (0:16.57)	1:49.76 [1] (0:11.68)	1:38.08 [1] (0:12.39)	1:25.69 [1] (0:12.77)	1:12.92 [1] (0:12.64)	1:00.28 [2] (0:12.24)	0:48.04 [2] (0:11.77)	0:36.27 [2] (0:11.58)	0:24.69 [1] (0:12.11)	0:12.58 [4] (0:12.58)
Average Speed [km/h]	52.1	60.4	57.3	56.3	56.8	58.8	61.4	61.6	59.0	57.3
Top Speed [km/h]	64.1	61.3	58.9	56.9	59.0	60.0	62.9	63.0	61.6	60.2
Avg. Dist. to Rail [m]	2.3	3.6	2.5	0.8	1.0	0.6	0.1	1.4	1.7	1.1
Avg. Stride Freq. [Hz]	2.2	2.2	2.2	2.1	2.2	2.2	2.2	2.3	2.2	2.2
Avg. Stride Length [m]	6.5	7.6	7.4	7.3	7.4	7.5	7.6	7.6	7.4	7.2



- [] Ranking at each section and finish
- .-.- No data available at this section
- NA No data available



Horse/Jockey Name	Lady Deanne
Final Rank	6
Fastest Section Time (Section)	0:11.74 (1800m)
Top Speed [km/h] (Section)	63.7 (Overall)
Race State	Finished



Doomben QLD Professional

Race 2: RACECOURSE VILLAGE Class 1 Plate - 2040m

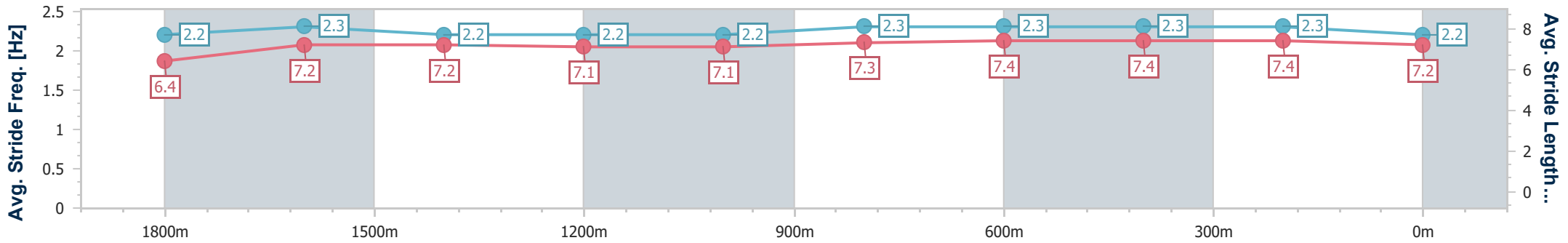
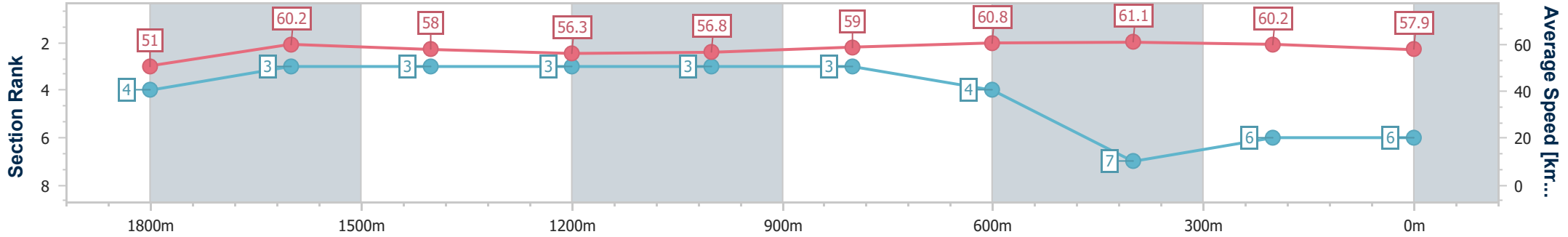
28 February 2024 - 13:44

Track Rating: Good 4, Weather: Fine, Rail Position: +7m Entire



BRISBANE RACING CLUB

Section	Overall	1800m	1600m	1400m	1200m	1000m	800m	600m	400m	200m
Section Times	2:06.54 [6] (0:16.93)	1:49.61 [4] (0:11.74)	1:37.87 [3] (0:12.31)	1:25.56 [3] (0:12.66)	1:12.90 [3] (0:12.66)	1:00.24 [3] (0:12.19)	0:48.05 [3] (0:11.90)	0:36.15 [4] (0:11.78)	0:24.37 [7] (0:11.94)	0:12.43 [6] (0:12.43)
Average Speed [km/h]	51.0	60.2	58.0	56.3	56.8	59.0	60.8	61.1	60.2	57.9
Top Speed [km/h]	63.7	61.6	59.8	57.3	58.6	61.2	61.9	61.9	61.0	59.7
Avg. Dist. to Rail [m]	1.7	3.0	2.7	1.4	0.5	0.2	1.0	0.4	1.5	1.5
Avg. Stride Freq. [Hz]	2.2	2.3	2.2	2.2	2.2	2.3	2.3	2.3	2.3	2.2
Avg. Stride Length [m]	6.4	7.2	7.2	7.1	7.1	7.3	7.4	7.4	7.4	7.2



- [] Ranking at each section and finish
- .-.- No data available at this section
- NA No data available



Horse/Jockey Name	The Wellian
Final Rank	7
Fastest Section Time (Section)	0:11.65 (600m)
Top Speed [km/h] (Section)	63.6 (Overall)
Race State	Finished



Doomben QLD Professional

Race 2: RACECOURSE VILLAGE Class 1 Plate - 2040m

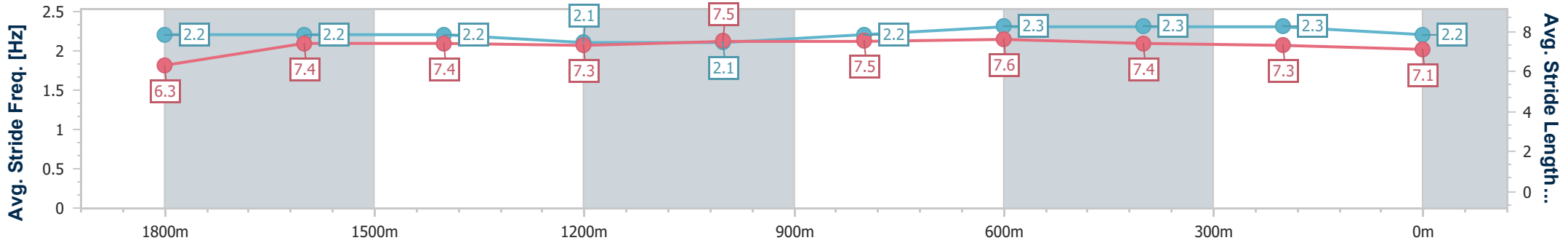
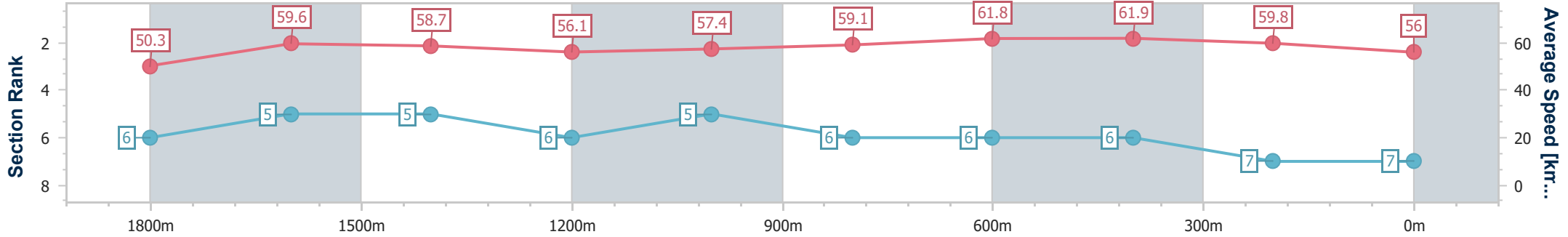
28 February 2024 - 13:44

Track Rating: Good 4, Weather: Fine, Rail Position: +7m Entire



BRISBANE RACING CLUB

Section	Overall	1800m	1600m	1400m	1200m	1000m	800m	600m	400m	200m
Section Times	2:06.99 [7] (0:17.16)	1:49.83 [6] (0:11.89)	1:37.94 [5] (0:12.19)	1:25.75 [5] (0:12.81)	1:12.94 [6] (0:12.58)	1:00.36 [5] (0:12.17)	0:48.19 [6] (0:11.69)	0:36.50 [6] (0:11.65)	0:24.85 [6] (0:12.01)	0:12.84 [7] (0:12.84)
Average Speed [km/h]	50.3	59.6	58.7	56.1	57.4	59.1	61.8	61.9	59.8	56.0
Top Speed [km/h]	63.6	63.0	59.8	56.7	57.9	61.9	62.3	62.8	60.9	58.7
Avg. Dist. to Rail [m]	2.1	2.9	1.4	0.5	0.4	0.3	0.7	0.4	0.7	0.6
Avg. Stride Freq. [Hz]	2.2	2.2	2.2	2.1	2.1	2.2	2.3	2.3	2.3	2.2
Avg. Stride Length [m]	6.3	7.4	7.4	7.3	7.5	7.5	7.6	7.4	7.3	7.1



- [] Ranking at each section and finish
- .-.- No data available at this section
- NA No data available



Horse/Jockey Name	Rally
Final Rank	8
Fastest Section Time (Section)	0:11.61 (1800m)
Top Speed [km/h] (Section)	65.1 (Overall)
Race State	Finished



Doomben QLD Professional

Race 2: RACECOURSE VILLAGE Class 1 Plate - 2040m

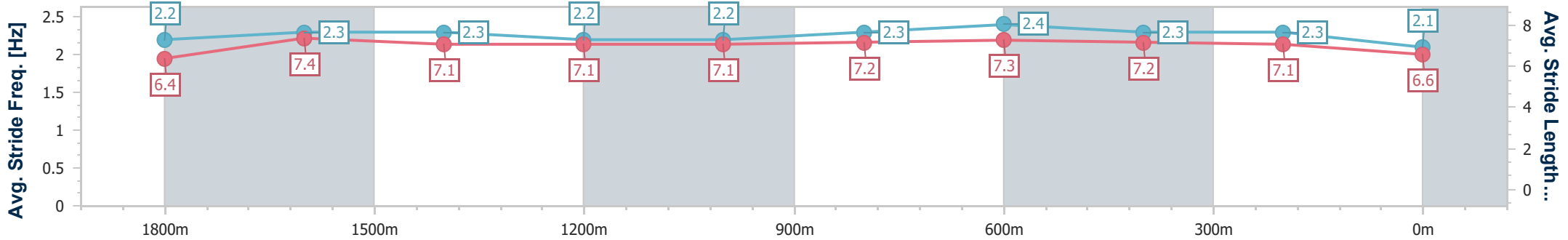
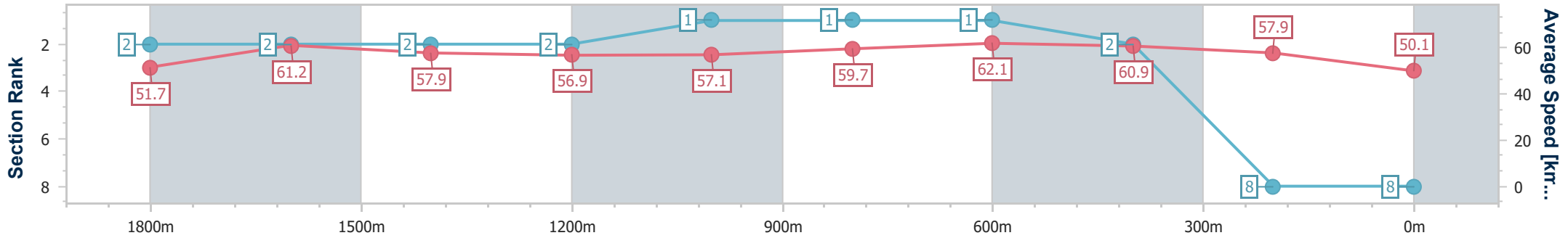
28 February 2024 - 13:44

Track Rating: Good 4, Weather: Fine, Rail Position: +7m Entire



BRISBANE RACING CLUB

Section	Overall	1800m	1600m	1400m	1200m	1000m	800m	600m	400m	200m
Section Times	2:08.58 [8] (0:16.76)	1:51.82 [2] (0:11.61)	1:40.21 [2] (0:12.35)	1:27.86 [2] (0:12.71)	1:15.15 [2] (0:12.58)	1:02.57 [1] (0:12.14)	0:50.43 [1] (0:11.74)	0:38.69 [1] (0:11.90)	0:26.79 [2] (0:12.47)	0:14.32 [8] (0:14.32)
Average Speed [km/h]	51.7	61.2	57.9	56.9	57.1	59.7	62.1	60.9	57.9	50.1
Top Speed [km/h]	65.1	63.4	60.0	57.6	57.9	61.5	63.1	63.4	59.4	55.4
Avg. Dist. to Rail [m]	3.2	1.8	1.5	0.8	2.5	2.4	2.1	1.3	0.2	0.9
Avg. Stride Freq. [Hz]	2.2	2.3	2.3	2.2	2.2	2.3	2.4	2.3	2.3	2.1
Avg. Stride Length [m]	6.4	7.4	7.1	7.1	7.1	7.2	7.3	7.2	7.1	6.6



- [] Ranking at each section and finish
- .-.- No data available at this section
- NA No data available