



# Doomben QLD Professional

## Race 7: XXXX GOLD Class 5 Handicap - 1640m



BRISBANE  
RACING CLUB

28 February 2024 - 16:37

Track Rating: Good 3, Weather: Fine, Rail Position: +7m Entire

Section													
Field Times		Overall	1400m	1200m	1000m	800m	600m	400m	Last 600m				
		1:37.33 (0:15.69)	1:21.64 (0:11.37)	1:10.27 (0:11.61)	0:58.66 (0:11.83)	0:46.83 (0:11.61)	0:35.22 (0:11.76)	0:23.46 (0:11.49)	0:35.22				
Rank	TAB Horse/Jockey	Barrier	Top Speed [km/h]	Fastest Section									Distance Travelled [m]
1	11 <b>GOLDEEL</b> Angela Jones	1	65.5	0:11.34	1:37.33 [1] (0:15.96)	1:21.37 [2] (0:11.34)	1:10.03 [3] (0:11.63)	0:58.40 [3] (0:11.82)	0:46.58 [3] (0:11.67)	0:34.91 [3] (0:11.76)	0:23.15 [3] (0:11.36)	0:34.91	
2	9 <b>LE HEROS</b> Casey Waddell	13	66.8	0:11.11	1:37.43 [2] (0:15.96)	1:21.47 [3] (0:11.11)	1:10.36 [2] (0:11.69)	0:58.67 [2] (0:11.82)	0:46.85 [2] (0:11.65)	0:35.20 [2] (0:11.66)	0:23.54 [2] (0:11.47)	0:35.20	+7
3	8 <b>RED TOP</b> Cejay Graham	3	65.9	0:11.33	1:37.53 [3] (0:16.27)	1:21.26 [5] (0:11.44)	1:09.82 [7] (0:11.70)	0:58.12 [8] (0:11.77)	0:46.35 [7] (0:11.55)	0:34.80 [5] (0:11.57)	0:23.23 [5] (0:11.33)	0:34.80	+14
4	4 <b>COMMODUS</b> Marnu Potgieter	4	66.5	0:11.30	1:37.61 [4] (0:16.45)	1:21.16 [7] (0:11.30)	1:09.86 [8] (0:11.59)	0:58.27 [7] (0:11.88)	0:46.39 [8] (0:11.66)	0:34.73 [8] (0:11.49)	0:23.24 [6] (0:11.35)	0:34.73	+4
5	3 <b>BINDING</b> Melea Castle	5	66.4	0:11.37	1:37.64 [5] (0:15.69)	1:21.95 [1] (0:11.37)	1:10.58 [1] (0:11.61)	0:58.97 [1] (0:11.83)	0:47.14 [1] (0:11.61)	0:35.53 [1] (0:11.76)	0:23.77 [1] (0:11.58)	0:35.53	+8
6	7 <b>DIACO</b> Kyle Wilson-Taylor	10	67.6	0:11.20	1:37.83 [6] (0:16.47)	1:21.36 [8] (0:11.20)	1:10.16 [6] (0:11.57)	0:58.59 [6] (0:11.86)	0:46.73 [6] (0:11.79)	0:34.94 [9] (0:11.62)	0:23.32 [8] (0:11.36)	0:34.94	+13
7	1 <b>TONY BE</b> Tahlia Fenlon	9	66.2	0:11.06	1:37.85 [7] (0:17.18)	1:20.67 [10] (0:11.06)	1:09.61 [10] (0:11.52)	0:58.09 [10] (0:11.87)	0:46.22 [10] (0:11.57)	0:34.65 [10] (0:11.58)	0:23.07 [10] (0:11.35)	0:34.65	+11
8	6 <b>SCANTOON</b> James Orman	2	66.5	0:11.34	1:37.86 [8] (0:16.12)	1:21.74 [4] (0:11.35)	1:10.39 [4] (0:11.61)	0:58.78 [5] (0:11.94)	0:46.84 [5] (0:11.78)	0:35.06 [6] (0:11.71)	0:23.35 [9] (0:11.34)	0:35.06	+11
9	2 <b>MOB BUSTER</b> Bailey Wheeler	7	65.5	0:11.37	1:37.90 [9] (0:16.55)	1:21.35 [9] (0:11.37)	1:09.98 [9] (0:11.57)	0:58.41 [9] (0:11.87)	0:46.54 [9] (0:11.51)	0:35.03 [7] (0:11.61)	0:23.42 [7] (0:11.48)	0:35.03	+12
10	10 <b>RUSSIAN WARRIOR</b> Anthony Allen	8	68.1	0:11.25	1:39.63 [10] (0:16.28)	1:23.35 [6] (0:11.25)	1:12.10 [5] (0:11.42)	1:00.68 [4] (0:11.84)	0:48.84 [4] (0:11.67)	0:37.17 [4] (0:11.79)	0:25.38 [4] (0:11.86)	0:37.17	+13

Scratched: Olympic Class (#5), Sizzling Gal (#12), A Deel Of Humour (#13), Unlikelyoccurrence (#14)

[ ] Ranking at each section and finish  
 -:-:- No data available at this section  
 NA No data available

SCN Saddle cloth number  
 DNF Did not finish  
 DNT Did not track



# Doomben QLD Professional

## Race 7: XXXX GOLD Class 5 Handicap - 1640m

28 February 2024 - 16:37



BRISBANE  
RACING CLUB

Track Rating: Good 3, Weather: Fine, Rail Position: +7m Entire

Section				200m				Last 600m	
Field Times				0:11.97 (0:11.97)				0:35.22	
Rank	TAB	Horse/Jockey	Barrier	Top Speed [km/h]	Fastest Section	Margin			Distance Travelled [m]
1	11	<b>GOLDEEL</b> Angela Jones	1	65.5 Overall	0:11.34 1400m	0:11.79 [3] (0:11.79)	1:37.33		0:34.91
2	9	<b>LE HEROS</b> Casey Waddell	13	66.8 1400m	0:11.11 1400m	0:12.07 [1] (0:12.07)	0.6L		0:35.20 +7
3	8	<b>RED TOP</b> Cejay Graham	3	65.9 Overall	0:11.33 400m	0:11.90 [4] (0:11.90)	1.17L		0:34.80 +14
4	4	<b>COMMODUS</b> Marnu Potgieter	4	66.5 Overall	0:11.30 1400m	0:11.89 [5] (0:11.89)	1.66L		0:34.73 +4
5	3	<b>BINDING</b> Melea Castle	5	66.4 Overall	0:11.37 1400m	0:12.19 [2] (0:12.19)	1.86L		0:35.53 +8
6	7	<b>DIACO</b> Kyle Wilson-Taylor	10	67.6 Overall	0:11.20 1400m	0:11.96 [7] (0:11.96)	2.96L		0:34.94 +13
7	1	<b>TONY BE</b> Tahlia Fenlon	9	66.2 1400m	0:11.06 1400m	0:11.72 [10] (0:11.72)	3.05L		0:34.65 +11
8	6	<b>SCANTOON</b> James Orman	2	66.5 1400m	0:11.34 400m	0:12.01 [6] (0:12.01)	3.13L		0:35.06 +11
9	2	<b>MOB BUSTER</b> Bailey Wheeler	7	65.5 1400m	0:11.37 1400m	0:11.94 [8] (0:11.94)	3.38L		0:35.03 +12
10	10	<b>RUSSIAN WARRIOR</b> Anthony Allen	8	68.1 Overall	0:11.25 1400m	0:13.52 [9] (0:13.52)	13.54L		0:37.17 +13

Scratched: Olympic Class (#5), Sizzling Gal (#12), A Deel Of Humour (#13), Unlikelyoccurrence (#14)

Report Created: Wed 28 February 2024 17:41 GMT (Note: Timing is based on position data)

Page 2/12

[ ] Ranking at each section and finish  
 -:-:- No data available at this section  
 NA No data available

SCN Saddle cloth number  
 DNF Did not finish  
 DNT Did not track

data processed by  TRIPLESDATA



Horse/Jockey Name	Goldeel
Final Rank	1
Fastest Section Time (Section)	0:11.34 (1400m)
Top Speed [km/h] (Section)	65.5 (Overall)
Race State	Finished



Doomben QLD Professional

Race 7: XXXX GOLD Class 5 Handicap - 1640m

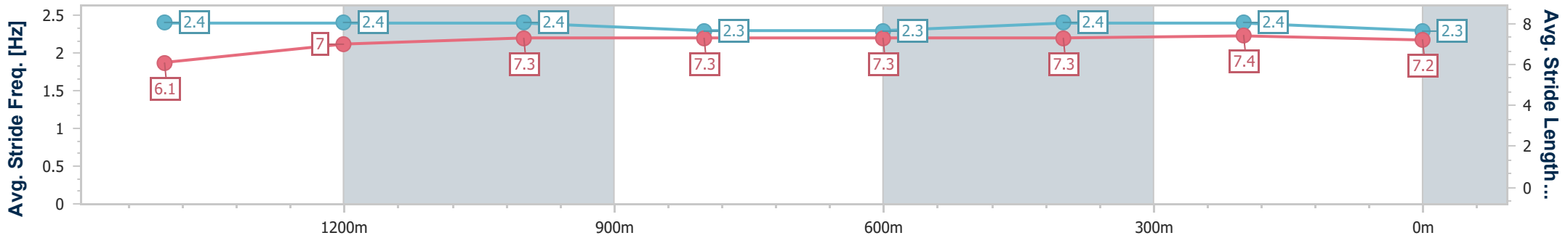
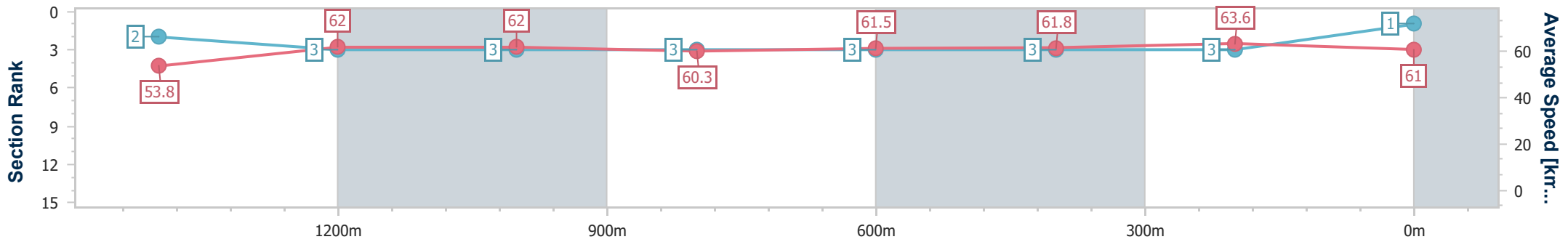
28 February 2024 - 16:37

Track Rating: Good 3, Weather: Fine, Rail Position: +7m Entire



BRISBANE RACING CLUB

Section	Overall	1400m	1200m	1000m	800m	600m	400m	200m
Section Times	1:37.33 [1] (0:15.96)	1:21.37 [2] (0:11.34)	1:10.03 [3] (0:11.63)	0:58.40 [3] (0:11.82)	0:46.58 [3] (0:11.67)	0:34.91 [3] (0:11.76)	0:23.15 [3] (0:11.36)	0:11.79 [3] (0:11.79)
Average Speed [km/h]	53.8	62.0	62.0	60.3	61.5	61.8	63.6	61.0
Top Speed [km/h]	65.5	64.9	63.0	61.7	63.2	63.1	65.0	62.6
Avg. Dist. to Rail [m]	3.5	3.9	2.6	2.6	1.4	1.7	2.7	3.2
Avg. Stride Freq. [Hz]	2.4	2.4	2.4	2.3	2.3	2.4	2.4	2.3
Avg. Stride Length [m]	6.1	7.0	7.3	7.3	7.3	7.3	7.4	7.2



- [ ] Ranking at each section and finish
- .-.- No data available at this section
- NA No data available



Horse/Jockey Name	Le Heros
Final Rank	2
Fastest Section Time (Section)	0:11.11 (1400m)
Top Speed [km/h] (Section)	66.8 (1400m)
Race State	Finished



Doomben QLD Professional

Race 7: XXXX GOLD Class 5 Handicap - 1640m

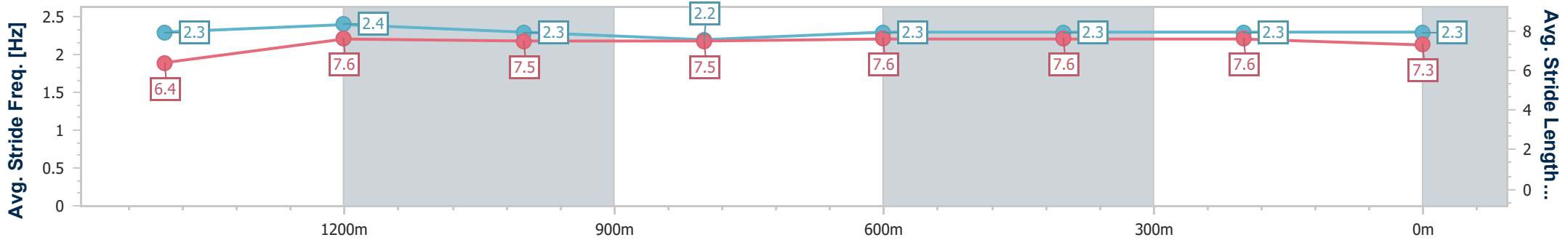
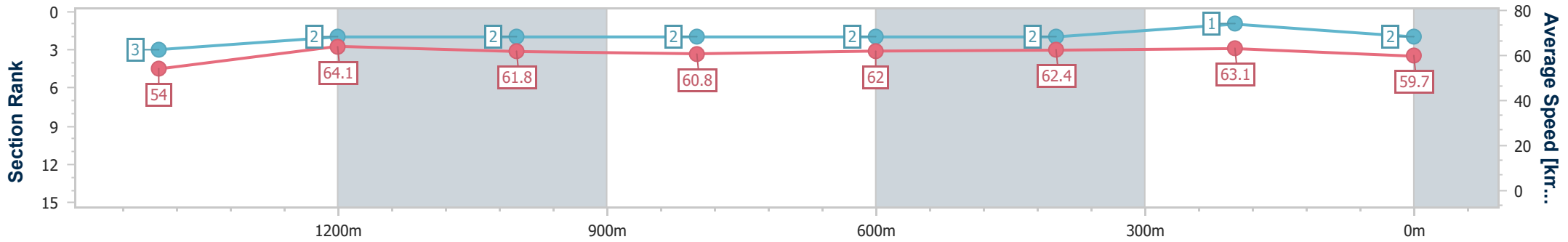
28 February 2024 - 16:37

Track Rating: Good 3, Weather: Fine, Rail Position: +7m Entire



BRISBANE RACING CLUB

Section	Overall	1400m	1200m	1000m	800m	600m	400m	200m
Section Times	1:37.43 [2] (0:15.96)	1:21.47 [3] (0:11.11)	1:10.36 [2] (0:11.69)	0:58.67 [2] (0:11.82)	0:46.85 [2] (0:11.65)	0:35.20 [2] (0:11.66)	0:23.54 [2] (0:11.47)	0:12.07 [1] (0:12.07)
Average Speed [km/h]	54.0	64.1	61.8	60.8	62.0	62.4	63.1	59.7
Top Speed [km/h]	66.7	66.8	63.1	61.8	63.3	63.2	63.6	61.7
Avg. Dist. to Rail [m]	3.7	1.6	0.3	0.3	1.1	1.9	1.0	0.5
Avg. Stride Freq. [Hz]	2.3	2.4	2.3	2.2	2.3	2.3	2.3	2.3
Avg. Stride Length [m]	6.4	7.6	7.5	7.5	7.6	7.6	7.6	7.3



- [ ] Ranking at each section and finish
- .-.- No data available at this section
- NA No data available



Horse/Jockey Name	Red Top
Final Rank	3
Fastest Section Time (Section)	0:11.33 (400m)
Top Speed [km/h] (Section)	65.9 (Overall)
Race State	Finished



Doomben QLD Professional

Race 7: XXXX GOLD Class 5 Handicap - 1640m

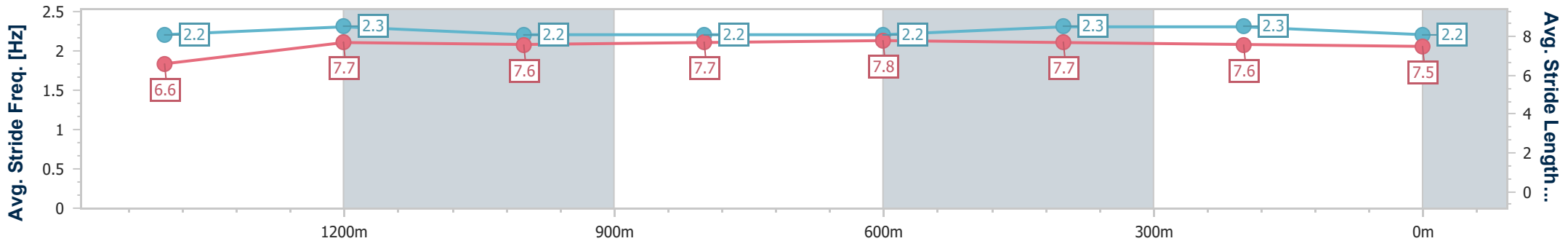
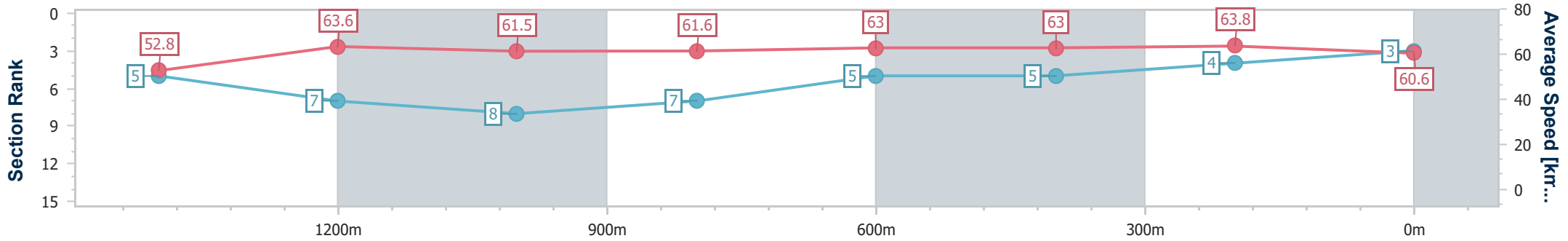
28 February 2024 - 16:37

Track Rating: Good 3, Weather: Fine, Rail Position: +7m Entire



BRISBANE RACING CLUB

Section	Overall	1400m	1200m	1000m	800m	600m	400m	200m
Section Times	1:37.53 [3] (0:16.27)	1:21.26 [5] (0:11.44)	1:09.82 [7] (0:11.70)	0:58.12 [8] (0:11.77)	0:46.35 [7] (0:11.55)	0:34.80 [5] (0:11.57)	0:23.23 [5] (0:11.33)	0:11.90 [4] (0:11.90)
Average Speed [km/h]	52.8	63.6	61.5	61.6	63.0	63.0	63.8	60.6
Top Speed [km/h]	65.9	64.8	62.0	63.3	63.6	63.9	64.9	62.2
Avg. Dist. to Rail [m]	1.1	1.6	3.8	2.5	2.0	2.5	2.4	1.1
Avg. Stride Freq. [Hz]	2.2	2.3	2.2	2.2	2.2	2.3	2.3	2.2
Avg. Stride Length [m]	6.6	7.7	7.6	7.7	7.8	7.7	7.6	7.5



- [ ] Ranking at each section and finish
- .-.- No data available at this section
- NA No data available



Horse/Jockey Name	Commodus
Final Rank	4
Fastest Section Time (Section)	0:11.30 (1400m)
Top Speed [km/h] (Section)	66.5 (Overall)
Race State	Finished



Doomben QLD Professional

Race 7: XXXX GOLD Class 5 Handicap - 1640m

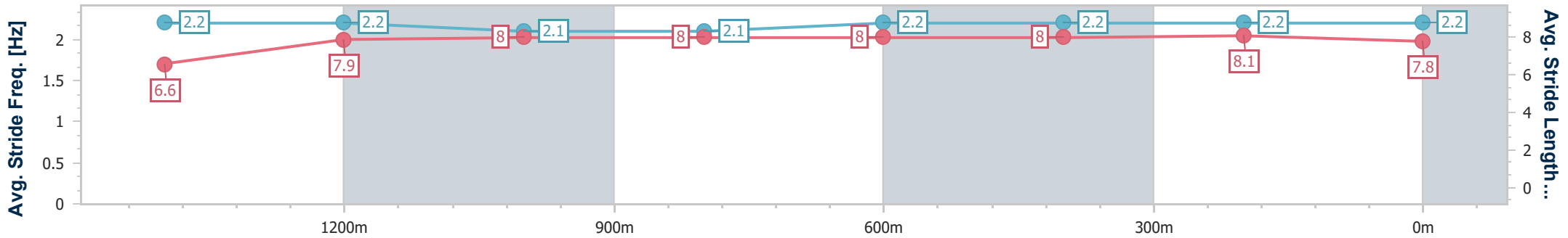
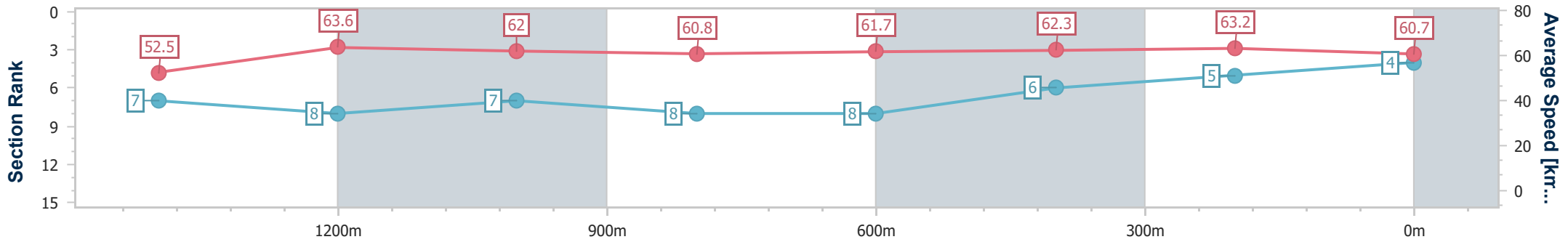
28 February 2024 - 16:37

Track Rating: Good 3, Weather: Fine, Rail Position: +7m Entire



BRISBANE RACING CLUB

Section	Overall	1400m	1200m	1000m	800m	600m	400m	200m
Section Times	1:37.61 [4] (0:16.45)	1:21.16 [7] (0:11.30)	1:09.86 [8] (0:11.59)	0:58.27 [7] (0:11.88)	0:46.39 [8] (0:11.66)	0:34.73 [8] (0:11.49)	0:23.24 [6] (0:11.35)	0:11.89 [5] (0:11.89)
Average Speed [km/h]	52.5	63.6	62.0	60.8	61.7	62.3	63.2	60.7
Top Speed [km/h]	66.5	66.3	64.0	61.8	62.9	63.1	64.7	62.1
Avg. Dist. to Rail [m]	1.7	0.4	0.2	0.2	0.1	0.8	1.0	1.9
Avg. Stride Freq. [Hz]	2.2	2.2	2.1	2.1	2.2	2.2	2.2	2.2
Avg. Stride Length [m]	6.6	7.9	8.0	8.0	8.0	8.0	8.1	7.8



- [ ] Ranking at each section and finish
- .-.- No data available at this section
- NA No data available



Horse/Jockey Name	Binding
Final Rank	5
Fastest Section Time (Section)	0:11.37 (1400m)
Top Speed [km/h] (Section)	66.4 (Overall)
Race State	Finished



### Doomben QLD Professional

Race 7: XXXX GOLD Class 5 Handicap - 1640m

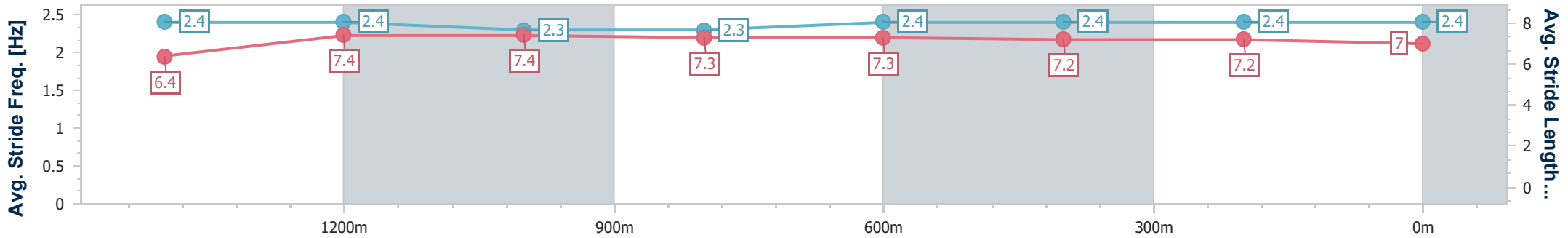
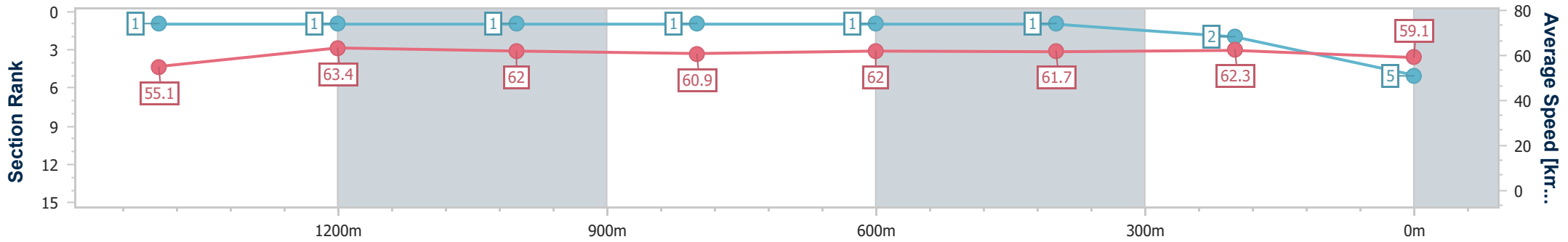
28 February 2024 - 16:37

Track Rating: Good 3, Weather: Fine, Rail Position: +7m Entire



BRISBANE RACING CLUB

Section	Overall	1400m	1200m	1000m	800m	600m	400m	200m
Section Times	1:37.64 [5] (0:15.69)	1:21.95 [1] (0:11.37)	1:10.58 [1] (0:11.61)	0:58.97 [1] (0:11.83)	0:47.14 [1] (0:11.61)	0:35.53 [1] (0:11.76)	0:23.77 [1] (0:11.58)	0:12.19 [2] (0:12.19)
Average Speed [km/h]	55.1	63.4	62.0	60.9	62.0	61.7	62.3	59.1
Top Speed [km/h]	66.4	64.5	63.5	62.0	63.8	63.8	63.3	61.0
Avg. Dist. to Rail [m]	1.6	0.3	0.3	0.4	0.7	1.3	0.4	0.2
Avg. Stride Freq. [Hz]	2.4	2.4	2.3	2.3	2.4	2.4	2.4	2.4
Avg. Stride Length [m]	6.4	7.4	7.4	7.3	7.3	7.2	7.2	7.0



- [ ] Ranking at each section and finish
- .-.- No data available at this section
- NA No data available



Horse/Jockey Name	Diaco
Final Rank	6
Fastest Section Time (Section)	0:11.20 (1400m)
Top Speed [km/h] (Section)	67.6 (Overall)
Race State	Finished



Doomben QLD Professional  
Race 7: XXXX GOLD Class 5 Handicap - 1640m

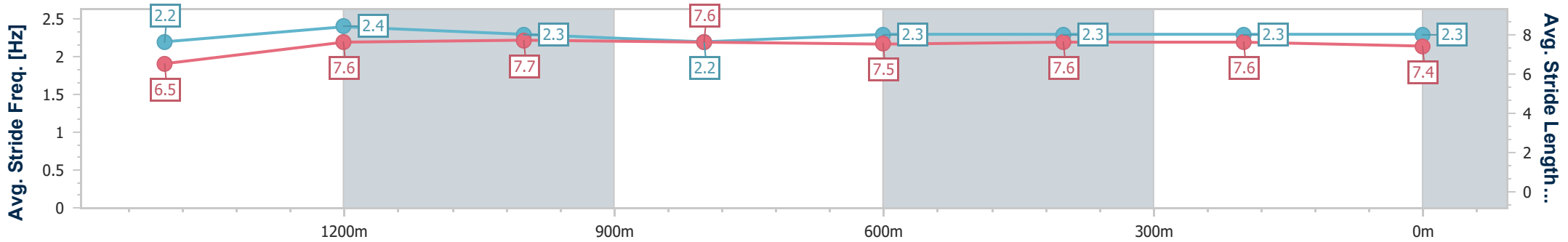
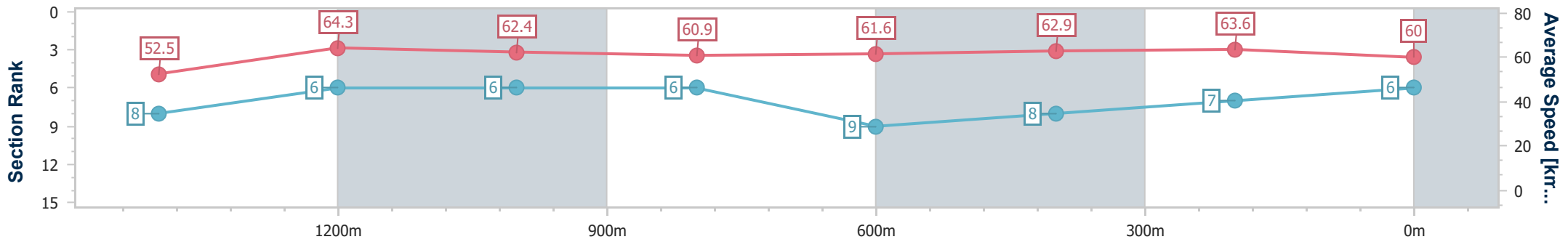
28 February 2024 - 16:37

Track Rating: Good 3, Weather: Fine, Rail Position: +7m Entire



BRISBANE  
RACING CLUB

Section	Overall	1400m	1200m	1000m	800m	600m	400m	200m
Section Times	1:37.83 [6] (0:16.47)	1:21.36 [8] (0:11.20)	1:10.16 [6] (0:11.57)	0:58.59 [6] (0:11.86)	0:46.73 [6] (0:11.79)	0:34.94 [9] (0:11.62)	0:23.32 [8] (0:11.36)	0:11.96 [7] (0:11.96)
Average Speed [km/h]	52.5	64.3	62.4	60.9	61.6	62.9	63.6	60.0
Top Speed [km/h]	67.6	66.3	64.1	61.9	63.8	64.1	65.2	62.9
Avg. Dist. to Rail [m]	3.1	0.8	0.9	1.0	2.2	2.4	2.3	3.1
Avg. Stride Freq. [Hz]	2.2	2.4	2.3	2.2	2.3	2.3	2.3	2.3
Avg. Stride Length [m]	6.5	7.6	7.7	7.6	7.5	7.6	7.6	7.4



- [ ] Ranking at each section and finish
- .-.- No data available at this section
- NA No data available





Horse/Jockey Name	Tony Be
Final Rank	7
Fastest Section Time (Section)	0:11.06 (1400m)
Top Speed [km/h] (Section)	66.2 (1400m)
Race State	Finished



Doomben QLD Professional

Race 7: XXXX GOLD Class 5 Handicap - 1640m

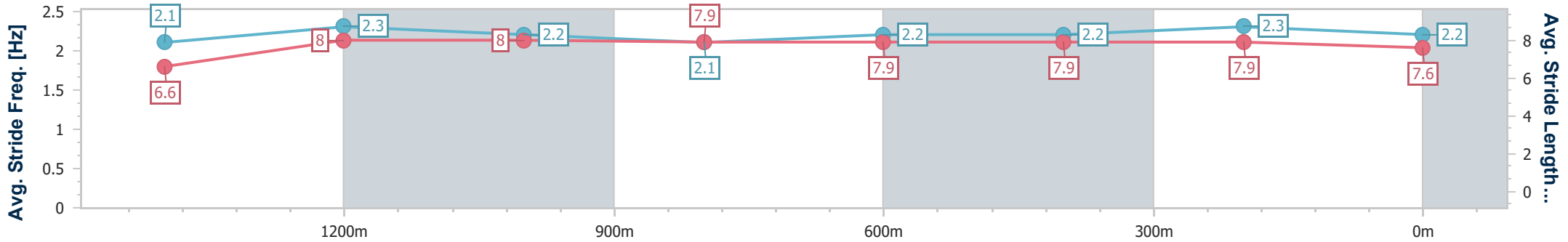
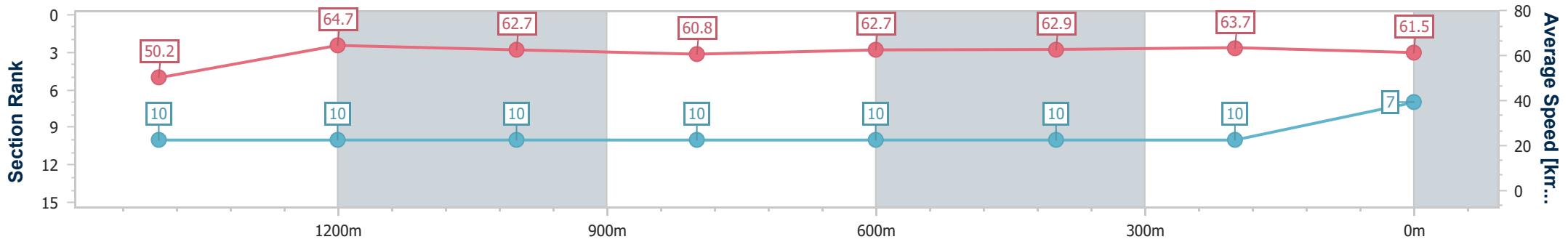
28 February 2024 - 16:37

Track Rating: Good 3, Weather: Fine, Rail Position: +7m Entire



BRISBANE RACING CLUB

Section	Overall	1400m	1200m	1000m	800m	600m	400m	200m
Section Times	1:37.85 [7] (0:17.18)	1:20.67 [10] (0:11.06)	1:09.61 [10] (0:11.52)	0:58.09 [10] (0:11.87)	0:46.22 [10] (0:11.57)	0:34.65 [10] (0:11.58)	0:23.07 [10] (0:11.35)	0:11.72 [10] (0:11.72)
Average Speed [km/h]	50.2	64.7	62.7	60.8	62.7	62.9	63.7	61.5
Top Speed [km/h]	65.4	66.2	64.2	61.4	64.3	64.3	64.4	63.9
Avg. Dist. to Rail [m]	3.1	1.3	1.4	0.5	2.0	2.4	3.4	3.1
Avg. Stride Freq. [Hz]	2.1	2.3	2.2	2.1	2.2	2.2	2.3	2.2
Avg. Stride Length [m]	6.6	8.0	8.0	7.9	7.9	7.9	7.9	7.6



- [ ] Ranking at each section and finish
- .-.-.- No data available at this section
- NA No data available



Horse/Jockey Name	Scantoon
Final Rank	8
Fastest Section Time (Section)	0:11.34 (400m)
Top Speed [km/h] (Section)	66.5 (1400m)
Race State	Finished



Doomben QLD Professional

Race 7: XXXX GOLD Class 5 Handicap - 1640m

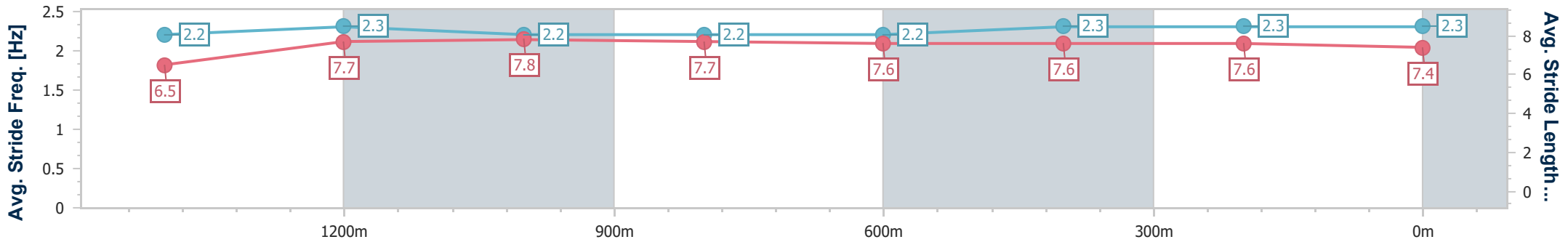
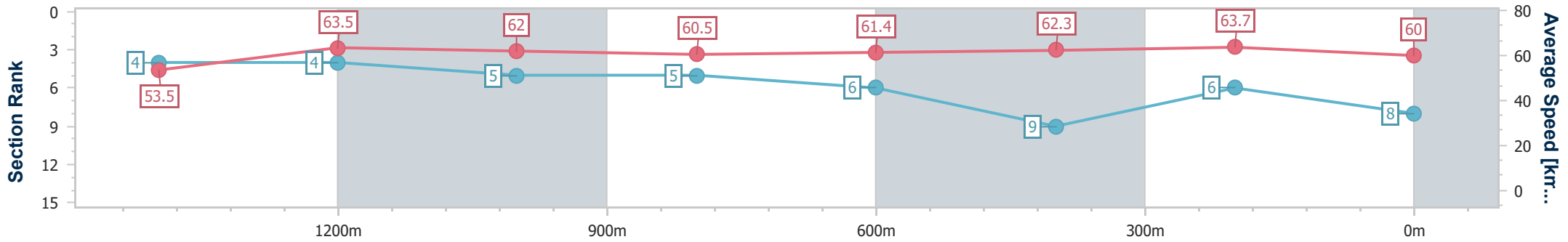
28 February 2024 - 16:37

Track Rating: Good 3, Weather: Fine, Rail Position: +7m Entire



BRISBANE RACING CLUB

Section	Overall	1400m	1200m	1000m	800m	600m	400m	200m
Section Times	1:37.86 [8] (0:16.12)	1:21.74 [4] (0:11.35)	1:10.39 [4] (0:11.61)	0:58.78 [5] (0:11.94)	0:46.84 [5] (0:11.78)	0:35.06 [6] (0:11.71)	0:23.35 [9] (0:11.34)	0:12.01 [6] (0:12.01)
Average Speed [km/h]	53.5	63.5	62.0	60.5	61.4	62.3	63.7	60.0
Top Speed [km/h]	66.5	66.5	63.5	62.2	62.3	64.2	64.9	61.8
Avg. Dist. to Rail [m]	2.2	1.4	3.6	1.3	1.7	2.6	1.4	1.5
Avg. Stride Freq. [Hz]	2.2	2.3	2.2	2.2	2.2	2.3	2.3	2.3
Avg. Stride Length [m]	6.5	7.7	7.8	7.7	7.6	7.6	7.6	7.4



- [ ] Ranking at each section and finish
- .-.- No data available at this section
- NA No data available



Horse/Jockey Name	Mob Buster
Final Rank	9
Fastest Section Time (Section)	0:11.37 (1400m)
Top Speed [km/h] (Section)	65.5 (1400m)
Race State	Finished



Doomben QLD Professional

Race 7: XXXX GOLD Class 5 Handicap - 1640m

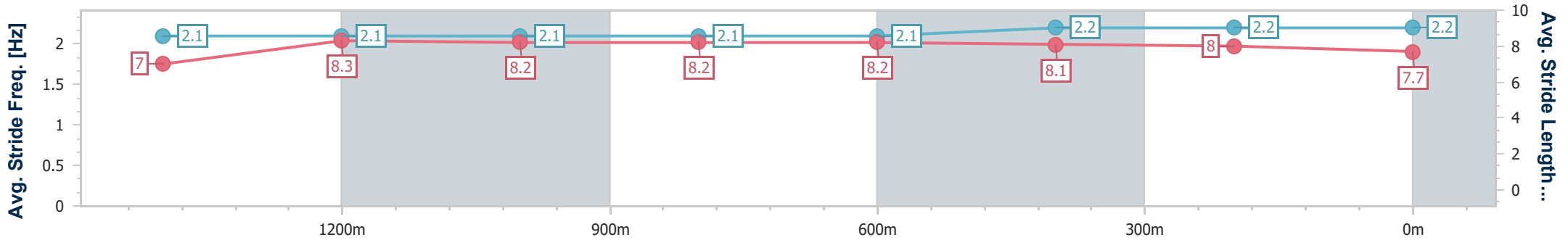
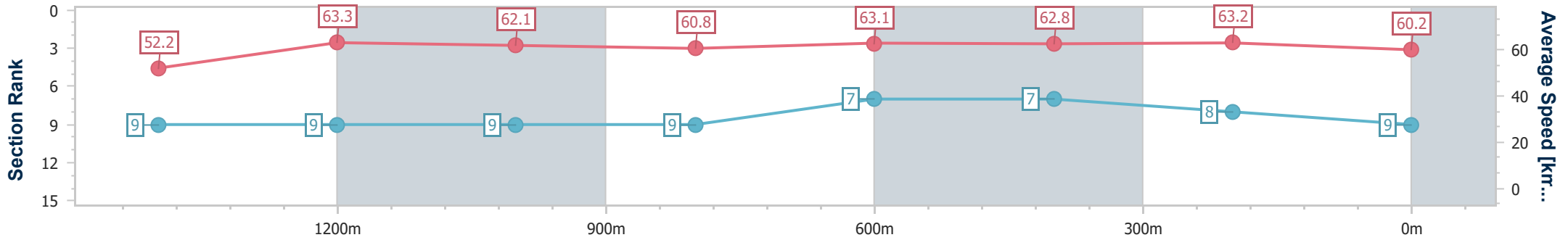
28 February 2024 - 16:37

Track Rating: Good 3, Weather: Fine, Rail Position: +7m Entire



BRISBANE RACING CLUB

Section	Overall	1400m	1200m	1000m	800m	600m	400m	200m
Section Times	1:37.90 [9] (0:16.55)	1:21.35 [9] (0:11.37)	1:09.98 [9] (0:11.57)	0:58.41 [9] (0:11.87)	0:46.54 [9] (0:11.51)	0:35.03 [7] (0:11.61)	0:23.42 [7] (0:11.48)	0:11.94 [8] (0:11.94)
Average Speed [km/h]	52.2	63.3	62.1	60.8	63.1	62.8	63.2	60.2
Top Speed [km/h]	63.7	65.5	64.5	62.1	65.1	63.4	63.8	62.6
Avg. Dist. to Rail [m]	1.9	0.5	0.9	1.3	1.8	2.3	3.9	4.0
Avg. Stride Freq. [Hz]	2.1	2.1	2.1	2.1	2.1	2.2	2.2	2.2
Avg. Stride Length [m]	7.0	8.3	8.2	8.2	8.2	8.1	8.0	7.7



- [ ] Ranking at each section and finish
- .-.- No data available at this section
- NA No data available



Horse/Jockey Name	Russian Warrior
Final Rank	10
Fastest Section Time (Section)	0:11.25 (1400m)
Top Speed [km/h] (Section)	68.1 (Overall)
Race State	Finished



Doomben QLD Professional

Race 7: XXXX GOLD Class 5 Handicap - 1640m

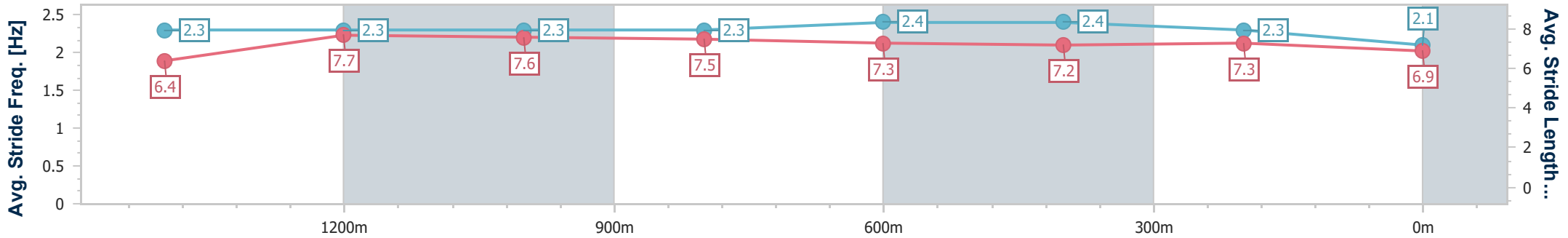
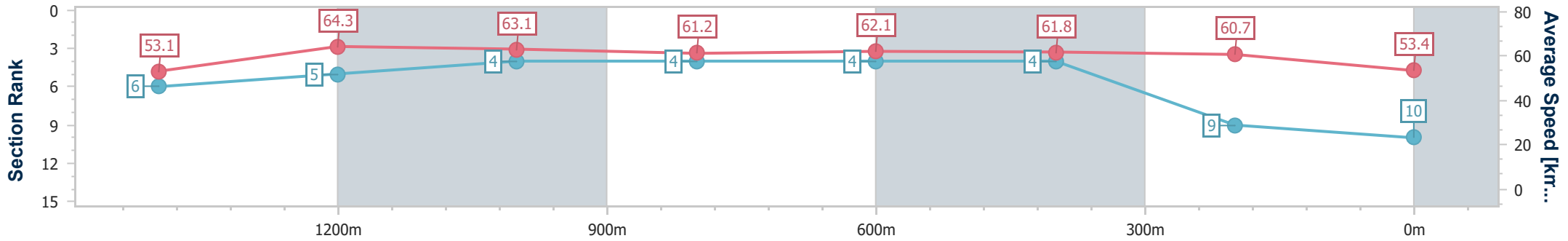
28 February 2024 - 16:37

Track Rating: Good 3, Weather: Fine, Rail Position: +7m Entire



BRISBANE RACING CLUB

Section	Overall	1400m	1200m	1000m	800m	600m	400m	200m
Section Times	1:39.63 [10] (0:16.28)	1:23.35 [6] (0:11.25)	1:12.10 [5] (0:11.42)	1:00.68 [4] (0:11.84)	0:48.84 [4] (0:11.67)	0:37.17 [4] (0:11.79)	0:25.38 [4] (0:11.86)	0:13.52 [9] (0:13.52)
Average Speed [km/h]	53.1	64.3	63.1	61.2	62.1	61.8	60.7	53.4
Top Speed [km/h]	68.1	66.7	63.6	62.8	64.0	64.4	62.2	57.5
Avg. Dist. to Rail [m]	2.9	0.9	1.9	1.9	1.8	2.2	1.5	0.9
Avg. Stride Freq. [Hz]	2.3	2.3	2.3	2.3	2.4	2.4	2.3	2.1
Avg. Stride Length [m]	6.4	7.7	7.6	7.5	7.3	7.2	7.3	6.9



- [ ] Ranking at each section and finish
- .-.- No data available at this section
- NA No data available