



**Aquis Park Gold Coast Poly QLD Professional**  
**Race 1: Ronald McDonald House Charities Gold Coast Family Rooms**  
**BENCHMARK 55 Handicap - 1900m**  
**02 March 2024 - 13:04**



Track Rating: Synthetic, Weather: Fine, Rail Position: True

Section		Overall	1800m	1600m	1400m	1200m	1000m	800m	Last 600m				
Field Times		1:59.11 (0:08.17)	1:50.94 (0:12.01)	1:38.93 (0:12.07)	1:26.86 (0:12.66)	1:14.20 (0:12.64)	1:01.56 (0:12.23)	0:49.33 (0:12.21)	0:37.12				
Rank	TAB Horse/Jockey	Barrier	Top Speed [km/h]	Fastest Section	Distance Travelled [m]								
1	1 <b>PAGATO</b> Jai Williams	1	62.2 600m	0:08.30 Overall	1:59.11 [1] (0:08.30)	1:50.81 [2] (0:11.98)	1:38.83 [3] (0:12.12)	1:26.71 [3] (0:12.69)	1:14.02 [3] (0:12.70)	1:01.32 [3] (0:12.25)	0:49.07 [3] (0:12.10)	0:36.97	
2	2 <b>SUPER FENKEL</b> Elione Chaves	2	61.4 800m	0:08.43 Overall	1:59.36 [2] (0:08.43)	1:50.93 [4] (0:12.15)	1:38.78 [4] (0:12.10)	1:26.68 [4] (0:12.66)	1:14.02 [5] (0:12.77)	1:01.25 [6] (0:12.04)	0:49.21 [4] (0:12.10)	0:37.11	-4
3	4 <b>DANCE BABE</b> Emily Lang	4	61.1 1800m	0:08.17 Overall	2:00.28 [3] (0:08.17)	1:52.11 [1] (0:12.01)	1:40.10 [1] (0:12.07)	1:28.03 [1] (0:12.66)	1:15.37 [1] (0:12.72)	1:02.65 [2] (0:12.20)	0:50.45 [2] (0:12.16)	0:38.29	-2
4	5 <b>FIVE STAR DECANter</b> Jag Guthmann-Chester	5	62.0 1800m	0:08.32 Overall	2:00.44 [4] (0:08.32)	1:52.12 [3] (0:11.94)	1:40.18 [2] (0:12.08)	1:28.10 [2] (0:12.64)	1:15.46 [2] (0:12.57)	1:02.89 [1] (0:12.23)	0:50.66 [1] (0:12.26)	0:38.40	+0
5	7 <b>WINSTON BLUE</b> Micheal Hellyer	7	63.5 600m	0:08.59 Overall	2:00.57 [5] (0:08.59)	1:51.98 [7] (0:12.19)	1:39.79 [6] (0:12.10)	1:27.69 [6] (0:12.63)	1:15.06 [6] (0:12.81)	1:02.25 [7] (0:12.07)	0:50.18 [7] (0:11.89)	0:38.29	+7
6	8 <b>ROCK WAR</b> Matthew Palmer	8	61.7 1600m	0:08.44 Overall	2:01.64 [6] (0:08.44)	1:53.20 [5] (0:12.19)	1:41.01 [5] (0:12.06)	1:28.95 [5] (0:12.62)	1:16.33 [4] (0:12.53)	1:03.80 [4] (0:12.40)	0:51.40 [5] (0:12.13)	0:39.27	+6
7	3 <b>NICE WATER</b> Andrew Spinks	3	61.3 800m	0:08.55 Overall	2:01.72 [7] (0:08.55)	1:53.17 [6] (0:12.32)	1:40.85 [7] (0:12.10)	1:28.75 [7] (0:12.67)	1:16.08 [7] (0:12.43)	1:03.65 [5] (0:12.21)	0:51.44 [6] (0:12.07)	0:39.37	+8

Scratched: Torque Espagna (#6)

[ ] Ranking at each section and finish  
 -:-:- No data available at this section  
 NA No data available

SCN Saddle cloth number  
 DNF Did not finish  
 DNT Did not track



**Aquis Park Gold Coast Poly QLD Professional**  
**Race 1: Ronald McDonald House Charities Gold Coast Family Rooms**  
**BENCHMARK 55 Handicap - 1900m**  
**02 March 2024 - 13:04**



Track Rating: Synthetic, Weather: Fine, Rail Position: True

Section					600m	400m	200m				Last 600m
Field Times					0:37.12 (0:12.02)	0:25.10 (0:12.23)	0:12.87 (0:12.87)				0:37.12
Rank	TAB	Horse/Jockey	Barrier	Top Speed [km/h]	Fastest Section	Margin			Distance Travelled [m]		
1	1	<b>PAGATO</b> Jai Williams	1	62.2 600m	0:08.30 Overall	0:36.97 [3] (0:11.87)	0:25.10 [1] (0:12.23)	0:12.87 [1] (0:12.87)	1:59.11		0:36.97
2	2	<b>SUPER FENKEL</b> Elione Chaves	2	61.4 800m	0:08.43 Overall	0:37.11 [4] (0:12.21)	0:24.90 [4] (0:12.38)	0:12.52 [2] (0:12.52)	1.3L		0:37.11 -4
3	4	<b>DANCE BABE</b> Emily Lang	4	61.1 1800m	0:08.17 Overall	0:38.29 [1] (0:12.29)	0:26.00 [2] (0:12.68)	0:13.32 [3] (0:13.32)	6.6L		0:38.29 -2
4	5	<b>FIVE STAR DECANter</b> Jag Guthmann-Chester	5	62.0 1800m	0:08.32 Overall	0:38.40 [2] (0:12.35)	0:26.05 [3] (0:12.85)	0:13.20 [4] (0:13.20)	7.4L		0:38.40 +0
5	7	<b>WINSTON BLUE</b> Micheal Hellyer	7	63.5 600m	0:08.59 Overall	0:38.29 [5] (0:12.33)	0:25.96 [5] (0:12.83)	0:13.13 [5] (0:13.13)	8.2L		0:38.29 +7
6	8	<b>ROCK WAR</b> Matthew Palmer	8	61.7 1600m	0:08.44 Overall	0:39.27 [7] (0:12.65)	0:26.62 [7] (0:13.18)	0:13.44 [7] (0:13.44)	14.5L		0:39.27 +6
7	3	<b>NICE WATER</b> Andrew Spinks	3	61.3 800m	0:08.55 Overall	0:39.37 [6] (0:12.56)	0:26.81 [6] (0:13.03)	0:13.78 [6] (0:13.78)	14.9L		0:39.37 +8

Scratched: Torque Espagna (#6)

[ ] Ranking at each section and finish  
 -:-:- No data available at this section  
 NA No data available

SCN Saddle cloth number  
 DNF Did not finish  
 DNT Did not track



Horse/Jockey Name	Pagato
Final Rank	1
Fastest Section Time (Section)	0:08.30 (Overall)
Top Speed [km/h] (Section)	62.2 (600m)
Race State	Finished



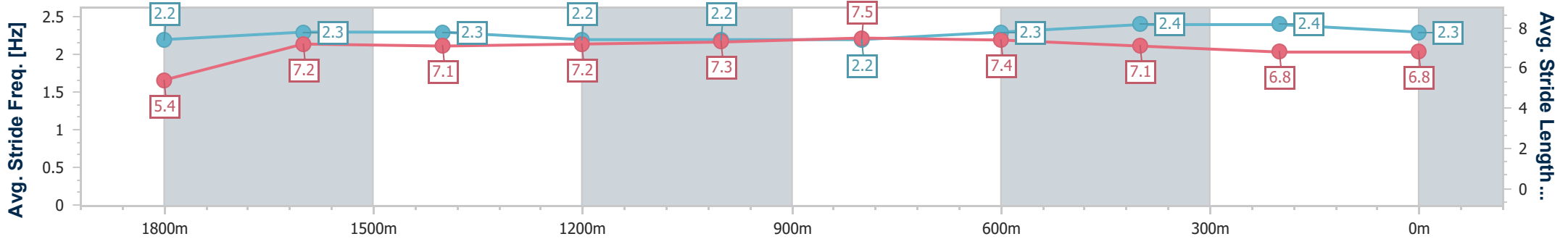
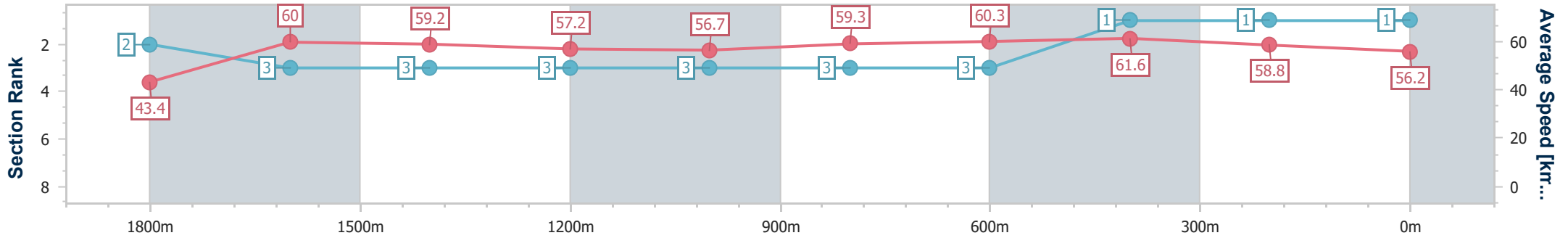
Aquis Park Gold Coast Poly QLD Professional  
 Race 1: Ronald McDonald House Charities Gold Coast Family  
 Rooms BENCHMARK 55 Handicap - 1900m



02 March 2024 - 13:04

Track Rating: Synthetic, Weather: Fine, Rail Position: True

Section	Overall	1800m	1600m	1400m	1200m	1000m	800m	600m	400m	200m
Section Times	1:59.11 [1] (0:08.30)	1:50.81 [2] (0:11.98)	1:38.83 [3] (0:12.12)	1:26.71 [3] (0:12.69)	1:14.02 [3] (0:12.70)	1:01.32 [3] (0:12.25)	0:49.07 [3] (0:12.10)	0:36.97 [3] (0:11.87)	0:25.10 [1] (0:12.23)	0:12.87 [1] (0:12.87)
Average Speed [km/h]	43.4	60.0	59.2	57.2	56.7	59.3	60.3	61.6	58.8	56.2
Top Speed [km/h]	58.6	61.6	60.0	58.1	60.1	60.5	62.0	62.2	60.5	57.6
Avg. Dist. to Rail [m]	4.7	0.6	0.4	1.1	1.7	2.5	2.5	2.5	0.7	0.2
Avg. Stride Freq. [Hz]	2.2	2.3	2.3	2.2	2.2	2.2	2.3	2.4	2.4	2.3
Avg. Stride Length [m]	5.4	7.2	7.1	7.2	7.3	7.5	7.4	7.1	6.8	6.8



- [ ] Ranking at each section and finish
- .-.- No data available at this section
- NA No data available



Horse/Jockey Name	Super Fenkel
Final Rank	2
Fastest Section Time (Section)	0:08.43 (Overall)
Top Speed [km/h] (Section)	61.4 (800m)
Race State	Finished



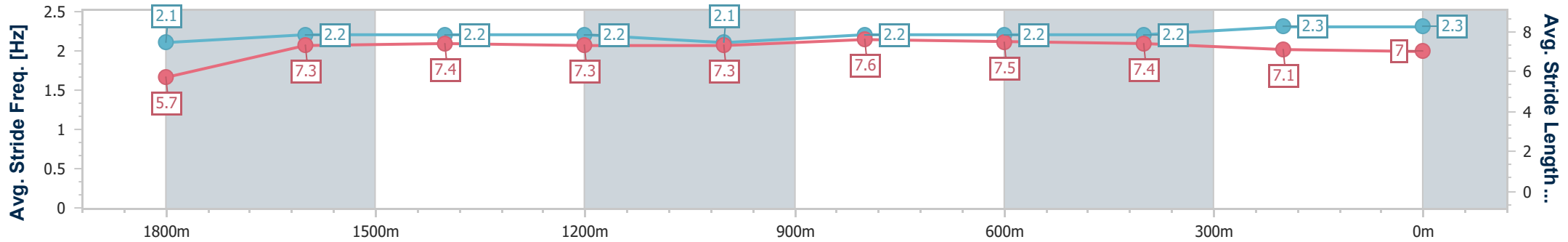
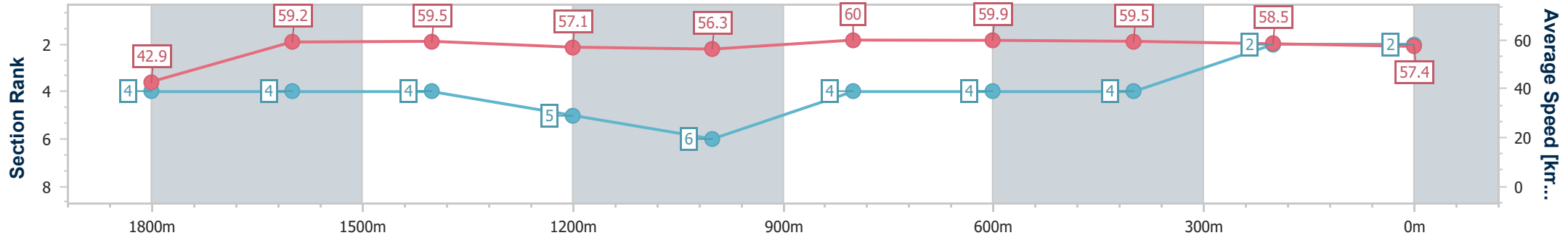
Aquis Park Gold Coast Poly QLD Professional  
 Race 1: Ronald McDonald House Charities Gold Coast Family  
 Rooms BENCHMARK 55 Handicap - 1900m



02 March 2024 - 13:04

Track Rating: Synthetic, Weather: Fine, Rail Position: True

Section	Overall	1800m	1600m	1400m	1200m	1000m	800m	600m	400m	200m
Section Times	1:59.36 [2] (0:08.43)	1:50.93 [4] (0:12.15)	1:38.78 [4] (0:12.10)	1:26.68 [4] (0:12.66)	1:14.02 [5] (0:12.77)	1:01.25 [6] (0:12.04)	0:49.21 [4] (0:12.10)	0:37.11 [4] (0:12.21)	0:24.90 [4] (0:12.38)	0:12.52 [2] (0:12.52)
Average Speed [km/h]	42.9	59.2	59.5	57.1	56.3	60.0	59.9	59.5	58.5	57.4
Top Speed [km/h]	57.6	60.3	60.7	58.3	59.4	60.6	61.4	61.3	59.1	58.2
Avg. Dist. to Rail [m]	0.8	0.3	0.3	0.7	1.7	1.0	1.1	1.8	3.2	3.2
Avg. Stride Freq. [Hz]	2.1	2.2	2.2	2.2	2.1	2.2	2.2	2.2	2.3	2.3
Avg. Stride Length [m]	5.7	7.3	7.4	7.3	7.3	7.6	7.5	7.4	7.1	7.0



- [ ] Ranking at each section and finish
- .-.- No data available at this section
- NA No data available



Horse/Jockey Name	Dance Babe
Final Rank	3
Fastest Section Time (Section)	0:08.17 (Overall)
Top Speed [km/h] (Section)	61.1 (1800m)
Race State	Finished



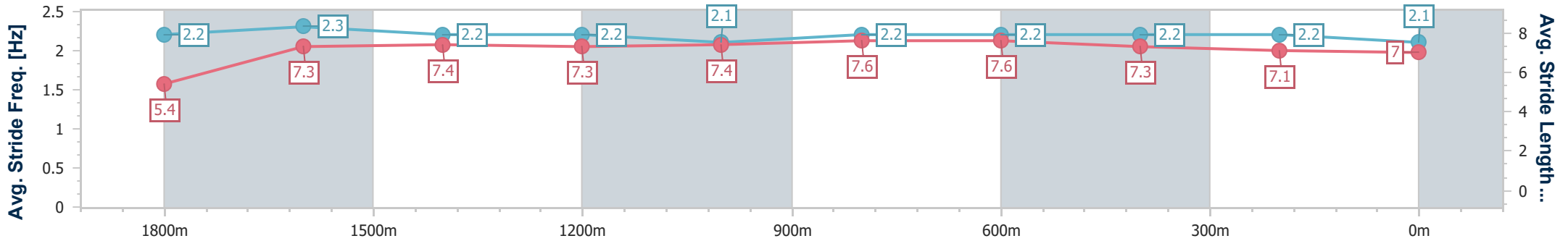
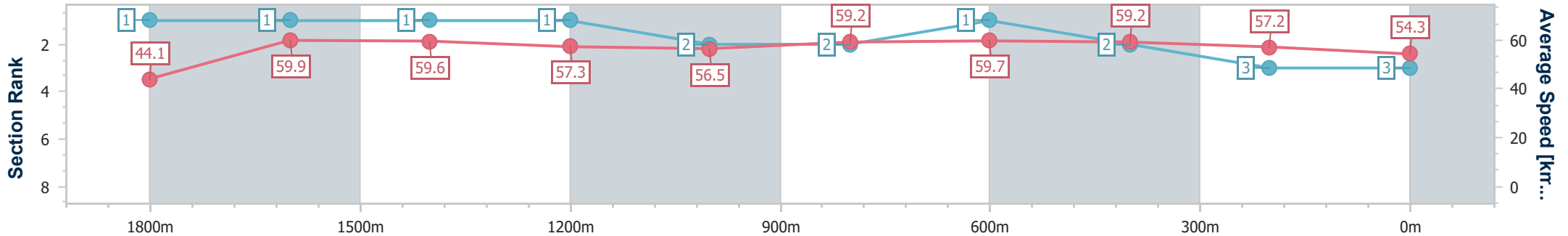
**Aquis Park Gold Coast Poly QLD Professional**  
**Race 1: Ronald McDonald House Charities Gold Coast Family Rooms BENCHMARK 55 Handicap - 1900m**



02 March 2024 - 13:04

Track Rating: Synthetic, Weather: Fine, Rail Position: True

Section	Overall	1800m	1600m	1400m	1200m	1000m	800m	600m	400m	200m
Section Times	2:00.28 [3] (0:08.17)	1:52.11 [1] (0:12.01)	1:40.10 [1] (0:12.07)	1:28.03 [1] (0:12.66)	1:15.37 [1] (0:12.72)	1:02.65 [2] (0:12.20)	0:50.45 [2] (0:12.16)	0:38.29 [1] (0:12.29)	0:26.00 [2] (0:12.68)	0:13.32 [3] (0:13.32)
Average Speed [km/h]	44.1	59.9	59.6	57.3	56.5	59.2	59.7	59.2	57.2	54.3
Top Speed [km/h]	56.7	61.1	60.3	58.4	58.6	59.9	60.4	60.6	57.9	55.2
Avg. Dist. to Rail [m]	3.6	0.5	0.3	0.5	0.9	1.6	1.5	2.0	1.9	2.2
Avg. Stride Freq. [Hz]	2.2	2.3	2.2	2.2	2.1	2.2	2.2	2.2	2.2	2.1
Avg. Stride Length [m]	5.4	7.3	7.4	7.3	7.4	7.6	7.6	7.3	7.1	7.0



- [ ] Ranking at each section and finish
- .-.- No data available at this section
- NA No data available



Horse/Jockey Name	Five Star Decanter
Final Rank	4
Fastest Section Time (Section)	0:08.32 (Overall)
Top Speed [km/h] (Section)	62.0 (1800m)
Race State	Finished



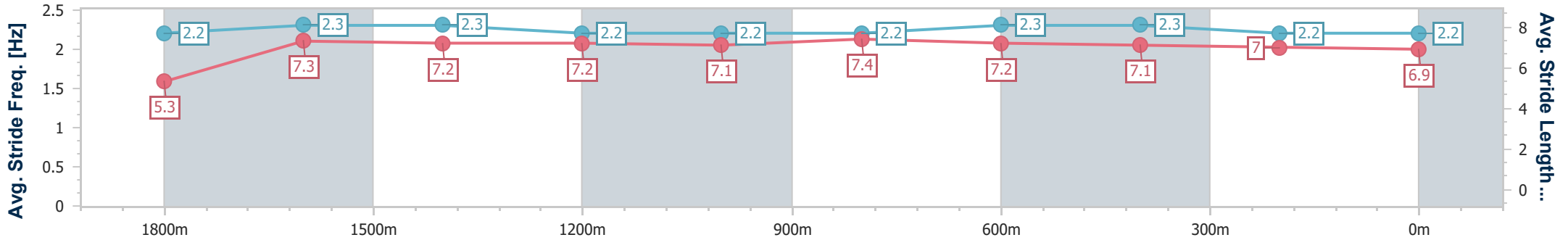
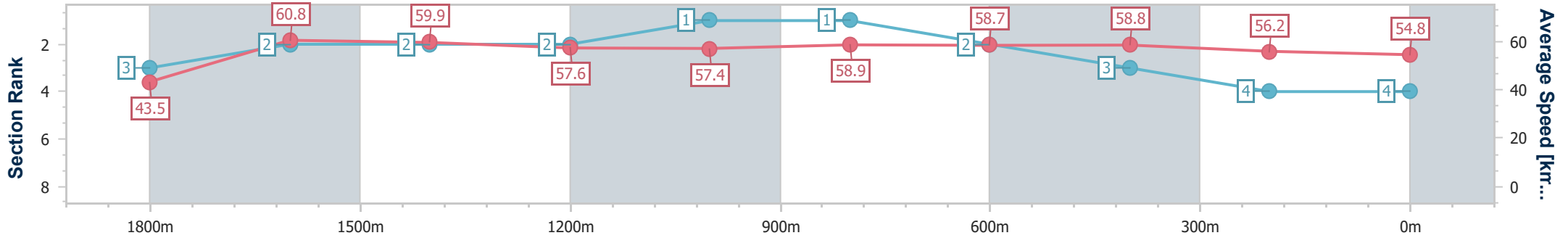
Aquis Park Gold Coast Poly QLD Professional  
 Race 1: Ronald McDonald House Charities Gold Coast Family  
 Rooms BENCHMARK 55 Handicap - 1900m



02 March 2024 - 13:04

Track Rating: Synthetic, Weather: Fine, Rail Position: True

Section	Overall	1800m	1600m	1400m	1200m	1000m	800m	600m	400m	200m
Section Times	2:00.44 [4] (0:08.32)	1:52.12 [3] (0:11.94)	1:40.18 [2] (0:12.08)	1:28.10 [2] (0:12.64)	1:15.46 [2] (0:12.57)	1:02.89 [1] (0:12.23)	0:50.66 [1] (0:12.26)	0:38.40 [2] (0:12.35)	0:26.05 [3] (0:12.85)	0:13.20 [4] (0:13.20)
Average Speed [km/h]	43.5	60.8	59.9	57.6	57.4	58.9	58.7	58.8	56.2	54.8
Top Speed [km/h]	59.0	62.0	61.4	58.5	59.5	59.4	59.7	60.8	56.7	56.1
Avg. Dist. to Rail [m]	5.8	2.5	2.4	1.5	1.7	0.6	0.3	1.5	1.3	1.4
Avg. Stride Freq. [Hz]	2.2	2.3	2.3	2.2	2.2	2.2	2.3	2.3	2.2	2.2
Avg. Stride Length [m]	5.3	7.3	7.2	7.2	7.1	7.4	7.2	7.1	7.0	6.9



- [ ] Ranking at each section and finish
- .-.- No data available at this section
- NA No data available



Horse/Jockey Name	Winston Blue
Final Rank	5
Fastest Section Time (Section)	0:08.59 (Overall)
Top Speed [km/h] (Section)	63.5 (600m)
Race State	Finished



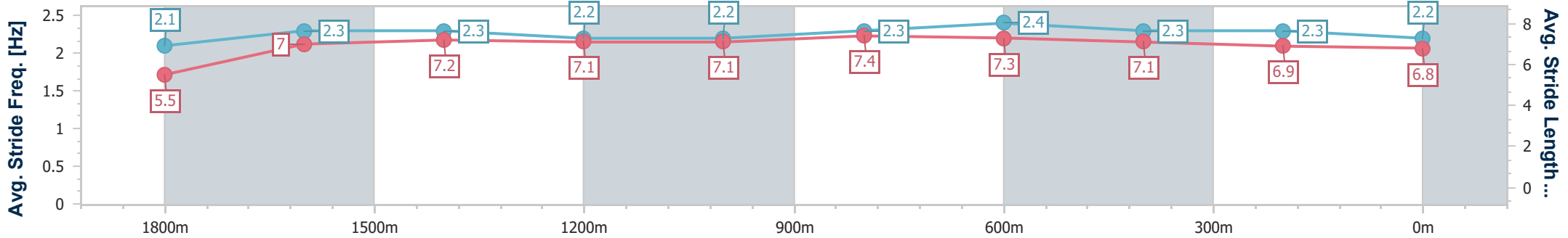
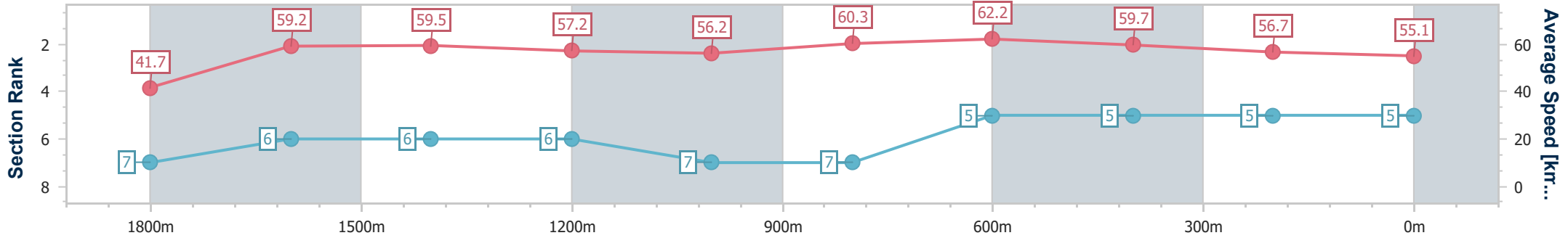
Aquis Park Gold Coast Poly QLD Professional  
 Race 1: Ronald McDonald House Charities Gold Coast Family  
 Rooms BENCHMARK 55 Handicap - 1900m



02 March 2024 - 13:04

Track Rating: Synthetic, Weather: Fine, Rail Position: True

Section	Overall	1800m	1600m	1400m	1200m	1000m	800m	600m	400m	200m
Section Times	2:00.57 [5] (0:08.59)	1:51.98 [7] (0:12.19)	1:39.79 [6] (0:12.10)	1:27.69 [6] (0:12.63)	1:15.06 [6] (0:12.81)	1:02.25 [7] (0:12.07)	0:50.18 [7] (0:11.89)	0:38.29 [5] (0:12.33)	0:25.96 [5] (0:12.83)	0:13.13 [5] (0:13.13)
Average Speed [km/h]	41.7	59.2	59.5	57.2	56.2	60.3	62.2	59.7	56.7	55.1
Top Speed [km/h]	56.7	60.6	61.0	58.4	59.6	62.1	63.3	63.5	57.6	56.2
Avg. Dist. to Rail [m]	0.7	0.4	0.4	0.5	1.4	2.9	4.8	5.1	5.6	6.7
Avg. Stride Freq. [Hz]	2.1	2.3	2.3	2.2	2.2	2.3	2.4	2.3	2.3	2.2
Avg. Stride Length [m]	5.5	7.0	7.2	7.1	7.1	7.4	7.3	7.1	6.9	6.8



- [ ] Ranking at each section and finish
- .-.- No data available at this section
- NA No data available



Horse/Jockey Name	Rock War
Final Rank	6
Fastest Section Time (Section)	0:08.44 (Overall)
Top Speed [km/h] (Section)	61.7 (1600m)
Race State	Finished



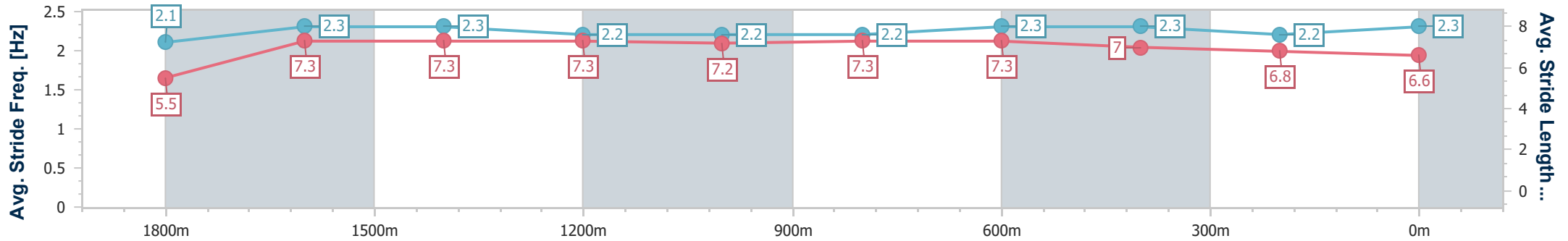
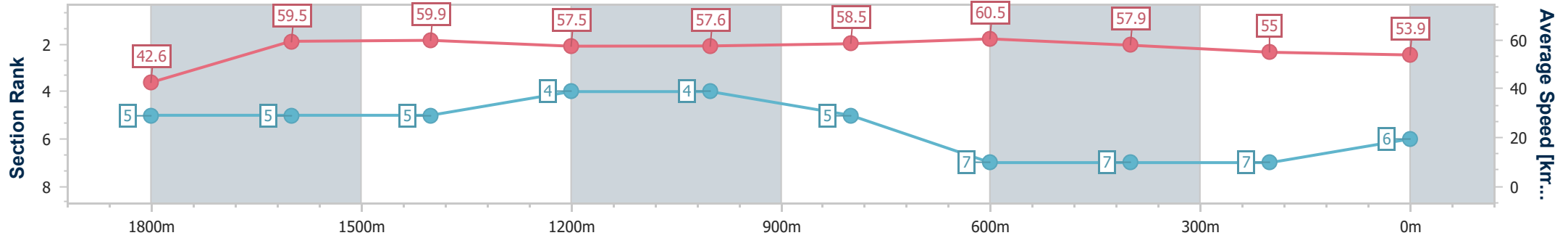
**Aquis Park Gold Coast Poly QLD Professional**  
**Race 1: Ronald McDonald House Charities Gold Coast Family Rooms BENCHMARK 55 Handicap - 1900m**



02 March 2024 - 13:04

Track Rating: Synthetic, Weather: Fine, Rail Position: True

Section	Overall	1800m	1600m	1400m	1200m	1000m	800m	600m	400m	200m
Section Times	2:01.64 [6] (0:08.44)	1:53.20 [5] (0:12.19)	1:41.01 [5] (0:12.06)	1:28.95 [5] (0:12.62)	1:16.33 [4] (0:12.53)	1:03.80 [4] (0:12.40)	0:51.40 [5] (0:12.13)	0:39.27 [7] (0:12.65)	0:26.62 [7] (0:13.18)	0:13.44 [7] (0:13.44)
Average Speed [km/h]	42.6	59.5	59.9	57.5	57.6	58.5	60.5	57.9	55.0	53.9
Top Speed [km/h]	57.6	61.2	61.7	58.9	60.2	60.3	60.8	60.6	55.5	54.8
Avg. Dist. to Rail [m]	2.7	1.6	1.1	1.4	2.1	2.8	3.0	3.5	3.2	3.2
Avg. Stride Freq. [Hz]	2.1	2.3	2.3	2.2	2.2	2.2	2.3	2.3	2.2	2.3
Avg. Stride Length [m]	5.5	7.3	7.3	7.3	7.2	7.3	7.3	7.0	6.8	6.6



- [ ] Ranking at each section and finish
- .-.- No data available at this section
- NA No data available





Horse/Jockey Name	Nice Water
Final Rank	7
Fastest Section Time (Section)	0:08.55 (Overall)
Top Speed [km/h] (Section)	61.3 (800m)
Race State	Finished



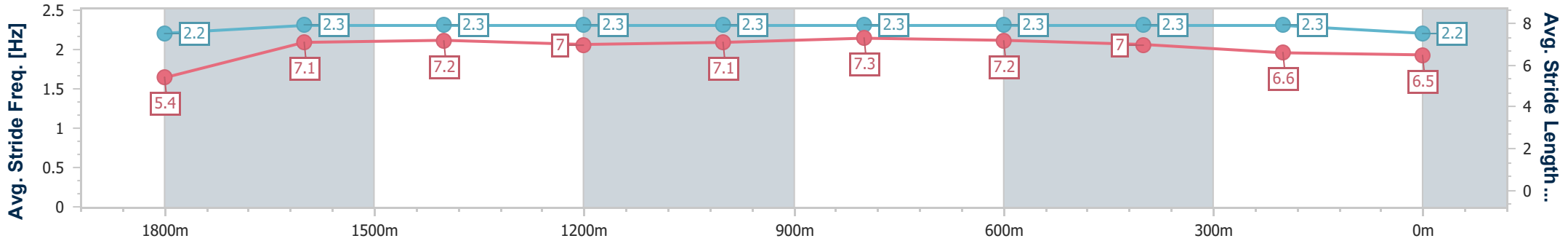
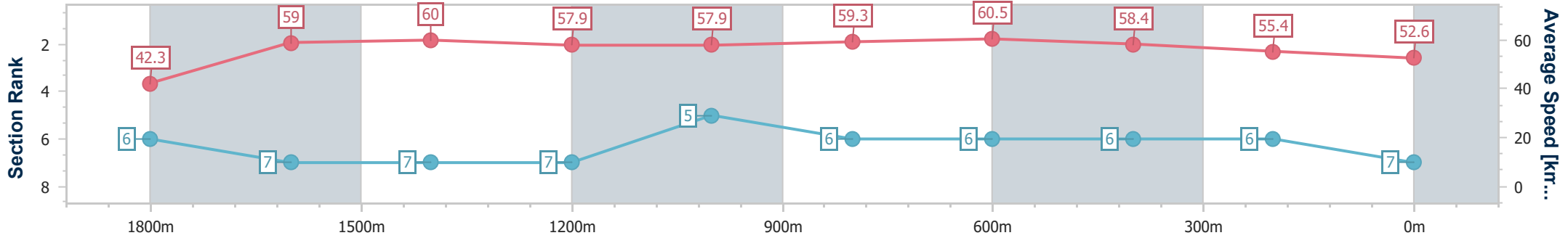
**Aquis Park Gold Coast Poly QLD Professional**  
**Race 1: Ronald McDonald House Charities Gold Coast Family Rooms BENCHMARK 55 Handicap - 1900m**



02 March 2024 - 13:04

Track Rating: Synthetic, Weather: Fine, Rail Position: True

Section	Overall	1800m	1600m	1400m	1200m	1000m	800m	600m	400m	200m
Section Times	2:01.72 [7] (0:08.55)	1:53.17 [6] (0:12.32)	1:40.85 [7] (0:12.10)	1:28.75 [7] (0:12.67)	1:16.08 [7] (0:12.43)	1:03.65 [5] (0:12.21)	0:51.44 [6] (0:12.07)	0:39.37 [6] (0:12.56)	0:26.81 [6] (0:13.03)	0:13.78 [6] (0:13.78)
Average Speed [km/h]	42.3	59.0	60.0	57.9	57.9	59.3	60.5	58.4	55.4	52.6
Top Speed [km/h]	57.4	60.2	61.1	60.1	61.1	61.0	61.3	61.2	56.8	53.5
Avg. Dist. to Rail [m]	4.4	2.8	2.8	2.4	2.6	2.3	2.4	3.3	3.2	4.6
Avg. Stride Freq. [Hz]	2.2	2.3	2.3	2.3	2.3	2.3	2.3	2.3	2.3	2.2
Avg. Stride Length [m]	5.4	7.1	7.2	7.0	7.1	7.3	7.2	7.0	6.6	6.5



- [ ] Ranking at each section and finish
- .-.- No data available at this section
- NA No data available