



Aquis Park Gold Coast Poly QLD Professional
Race 5: Ronald McDonald House Charities South East Queensland
BENCHMARK 58 Handicap - 1540m
02 March 2024 - 15:24



Track Rating: Synthetic , Weather: , Rail Position: True

Section		Overall	1400m	1200m	1000m	800m	600m	400m	Last 600m				
Field Times		1:35.38 (0:10.50)	1:24.88 (0:11.69)	1:13.19 (0:11.84)	1:01.35 (0:12.03)	0:49.32 (0:11.71)	0:37.61 (0:11.86)	0:25.75 (0:12.57)	0:37.61				
Rank	TAB Horse/Jockey	Barrier	Top Speed [km/h]	Fastest Section									Distance Travelled [m]
1	5 BIE'RES Emily Lang	5	63.5 800m	0:10.74 Overall	1:35.38 [1] (0:10.74)	1:24.64 [4] (0:11.99)	1:12.65 [4] (0:11.65)	1:01.00 [4] (0:11.97)	0:49.03 [4] (0:11.67)	0:37.36 [3] (0:11.91)	0:25.45 [3] (0:12.50)	0:37.36	
2	6 SINGULAR Jai Williams	6	63.8 Overall	0:10.50 Overall	1:35.58 [2] (0:10.50)	1:25.08 [1] (0:11.69)	1:13.39 [1] (0:11.84)	1:01.55 [1] (0:12.03)	0:49.52 [1] (0:11.71)	0:37.81 [1] (0:11.86)	0:25.95 [1] (0:12.57)	0:37.81	-11
3	8 JIMMY NEUTRON Casey Waddell	8	62.2 800m	0:10.96 Overall	1:36.18 [3] (0:10.96)	1:25.22 [6] (0:11.98)	1:13.24 [6] (0:11.77)	1:01.47 [6] (0:11.95)	0:49.52 [6] (0:11.79)	0:37.73 [6] (0:12.05)	0:25.68 [6] (0:12.53)	0:37.73	-9
4	1 METAL ROCK Adin Thompson	1	63.0 Overall	0:10.54 Overall	1:36.47 [4] (0:10.54)	1:25.93 [2] (0:11.72)	1:14.21 [2] (0:11.80)	1:02.41 [2] (0:12.00)	0:50.41 [2] (0:11.78)	0:38.63 [2] (0:11.95)	0:26.68 [2] (0:12.82)	0:38.63	-6
5	7 FAT FINGERS Sariah Champkin	7	61.5 1000m	0:10.83 Overall	1:36.67 [5] (0:10.83)	1:25.84 [5] (0:12.05)	1:13.79 [5] (0:11.95)	1:01.84 [7] (0:12.09)	0:49.75 [7] (0:11.95)	0:37.80 [7] (0:12.22)	0:25.58 [7] (0:12.49)	0:37.80	-10
6	9 ITALIAN AWARD Michael Cahill	9	62.8 1200m	0:11.05 Overall	1:37.05 [6] (0:11.05)	1:26.00 [7] (0:11.90)	1:14.10 [7] (0:11.74)	1:02.36 [5] (0:11.95)	0:50.41 [5] (0:11.74)	0:38.67 [5] (0:12.00)	0:26.67 [5] (0:12.86)	0:38.67	-4
7	4 DECARBONISE Jag Guthmann-Chester	4	62.0 800m	0:10.70 Overall	1:37.81 [7] (0:10.70)	1:27.11 [3] (0:11.84)	1:15.27 [3] (0:11.75)	1:03.52 [3] (0:11.98)	0:51.54 [3] (0:11.79)	0:39.75 [4] (0:12.24)	0:27.51 [4] (0:13.06)	0:39.75	-11

Scratched: Thornycroft (#3), Skater (#2), The Boi (#10)

[] Ranking at each section and finish
 -:-:- No data available at this section
 NA No data available

SCN Saddle cloth number
 DNF Did not finish
 DNT Did not track



Aquis Park Gold Coast Poly QLD Professional
Race 5: Ronald McDonald House Charities South East Queensland
BENCHMARK 58 Handicap - 1540m
02 March 2024 - 15:24



Track Rating: Synthetic , Weather: , Rail Position: True

Section				200m				Last 600m	
Field Times				0:13.18 (0:13.18)				0:37.61	
Rank	TAB	Horse/Jockey	Barrier	Top Speed [km/h]	Fastest Section	Margin			Distance Travelled [m]
1	5	BIE'RES	5	63.5	0:10.74	0:12.95 [2]	1:35.38		0:37.36
		Emily Lang		800m	Overall	(0:12.95)			
2	6	SINGULAR	6	63.8	0:10.50	0:13.38 [1]	1L		0:37.81 -11
		Jai Williams		Overall	Overall	(0:13.38)			
3	8	JIMMY NEUTRON	8	62.2	0:10.96	0:13.15 [4]	4.5L		0:37.73 -9
		Casey Waddell		800m	Overall	(0:13.15)			
4	1	METAL ROCK	1	63.0	0:10.54	0:13.86 [3]	6L		0:38.63 -6
		Adin Thompson		Overall	Overall	(0:13.86)			
5	7	FAT FINGERS	7	61.5	0:10.83	0:13.09 [7]	7L		0:37.80 -10
		Sariah Champkin		1000m	Overall	(0:13.09)			
6	9	ITALIAN AWARD	9	62.8	0:11.05	0:13.81 [5]	9L		0:38.67 -4
		Michael Cahill		1200m	Overall	(0:13.81)			
7	4	DECARBONISE	4	62.0	0:10.70	0:14.45 [6]	13.3L		0:39.75 -11
		Jag Guthmann-Chester		800m	Overall	(0:14.45)			

Scratched: Thornycroft (#3), Skater (#2), The Boi (#10)

[] Ranking at each section and finish
 -:-:- No data available at this section
 NA No data available

SCN Saddle cloth number
 DNF Did not finish
 DNT Did not track



Horse/Jockey Name	Bie'res
Final Rank	1
Fastest Section Time (Section)	0:10.74 (Overall)
Top Speed [km/h] (Section)	63.5 (800m)
Race State	Finished



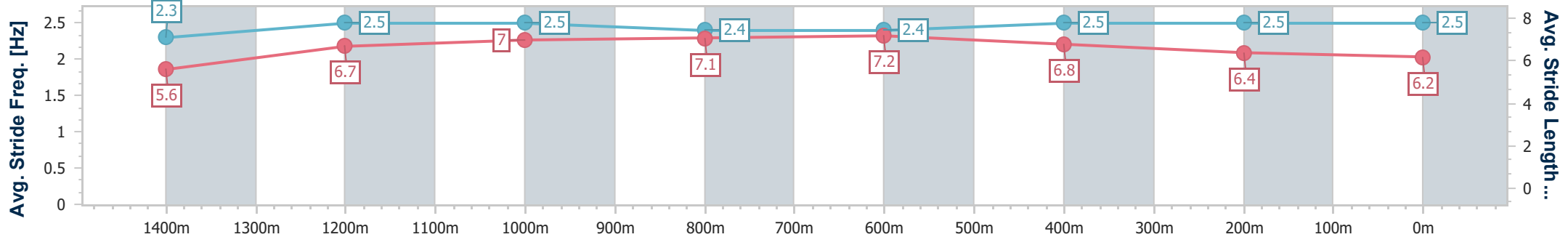
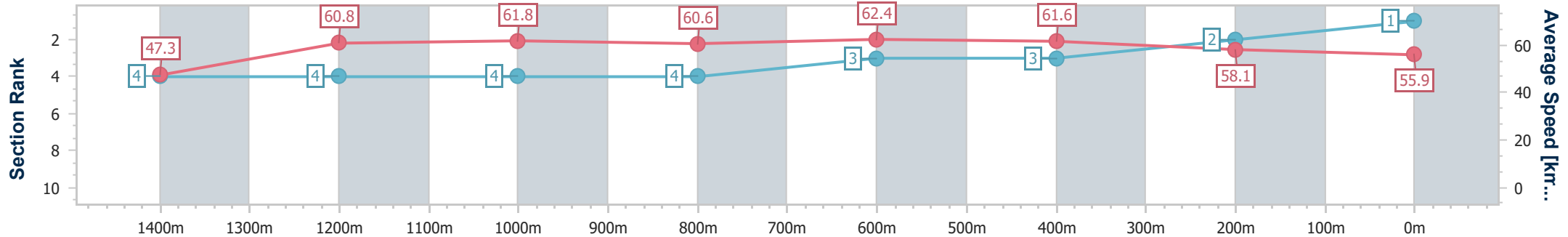
Aquis Park Gold Coast Poly QLD Professional
 Race 5: Ronald McDonald House Charities South East
 Queensland BENCHMARK 58 Handicap - 1540m



02 March 2024 - 15:24

Track Rating: Synthetic , Weather: , Rail Position: True

Section	Overall	1400m	1200m	1000m	800m	600m	400m	200m
Section Times	1:35.38 [1] (0:10.74)	1:24.64 [4] (0:11.99)	1:12.65 [4] (0:11.65)	1:01.00 [4] (0:11.97)	0:49.03 [4] (0:11.67)	0:37.36 [3] (0:11.91)	0:25.45 [3] (0:12.50)	0:12.95 [2] (0:12.95)
Average Speed [km/h]	47.3	60.8	61.8	60.6	62.4	61.6	58.1	55.9
Top Speed [km/h]	60.8	62.0	62.9	61.3	63.5	62.9	59.3	57.9
Avg. Dist. to Rail [m]	3.7	2.4	2.8	2.0	2.3	3.8	4.0	5.4
Avg. Stride Freq. [Hz]	2.3	2.5	2.5	2.4	2.4	2.5	2.5	2.5
Avg. Stride Length [m]	5.6	6.7	7.0	7.1	7.2	6.8	6.4	6.2



- [] Ranking at each section and finish
- .-.- No data available at this section
- NA No data available



Horse/Jockey Name	Singular
Final Rank	2
Fastest Section Time (Section)	0:10.50 (Overall)
Top Speed [km/h] (Section)	63.8 (Overall)
Race State	Finished



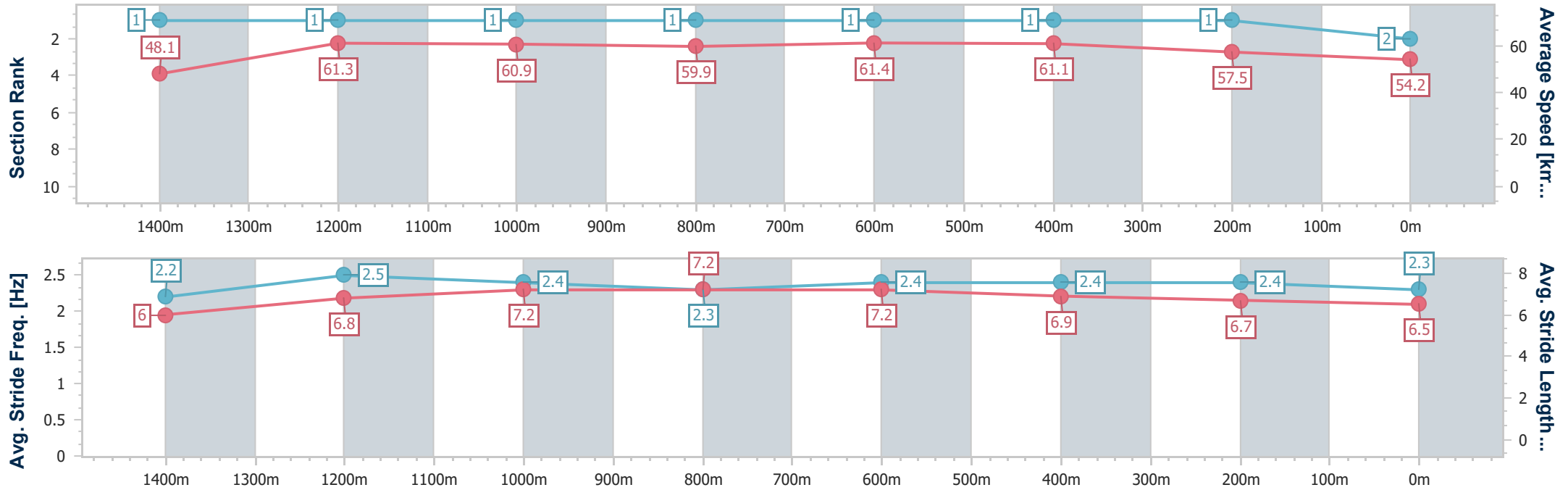
Aquis Park Gold Coast Poly QLD Professional
Race 5: Ronald McDonald House Charities South East
Queensland BENCHMARK 58 Handicap - 1540m



02 March 2024 - 15:24

Track Rating: Synthetic , Weather: , Rail Position: True

Section	Overall	1400m	1200m	1000m	800m	600m	400m	200m
Section Times	1:35.58 [2] (0:10.50)	1:25.08 [1] (0:11.69)	1:13.39 [1] (0:11.84)	1:01.55 [1] (0:12.03)	0:49.52 [1] (0:11.71)	0:37.81 [1] (0:11.86)	0:25.95 [1] (0:12.57)	0:13.38 [1] (0:13.38)
Average Speed [km/h]	48.1	61.3	60.9	59.9	61.4	61.1	57.5	54.2
Top Speed [km/h]	63.8	63.7	61.6	60.5	63.5	63.2	59.6	56.2
Avg. Dist. to Rail [m]	6.8	0.4	0.5	0.4	0.5	1.6	2.3	2.2
Avg. Stride Freq. [Hz]	2.2	2.5	2.4	2.3	2.4	2.4	2.4	2.3
Avg. Stride Length [m]	6.0	6.8	7.2	7.2	7.2	6.9	6.7	6.5



- [] Ranking at each section and finish
- .-.- No data available at this section
- NA No data available



Horse/Jockey Name	Jimmy Neutron
Final Rank	3
Fastest Section Time (Section)	0:10.96 (Overall)
Top Speed [km/h] (Section)	62.2 (800m)
Race State	Finished



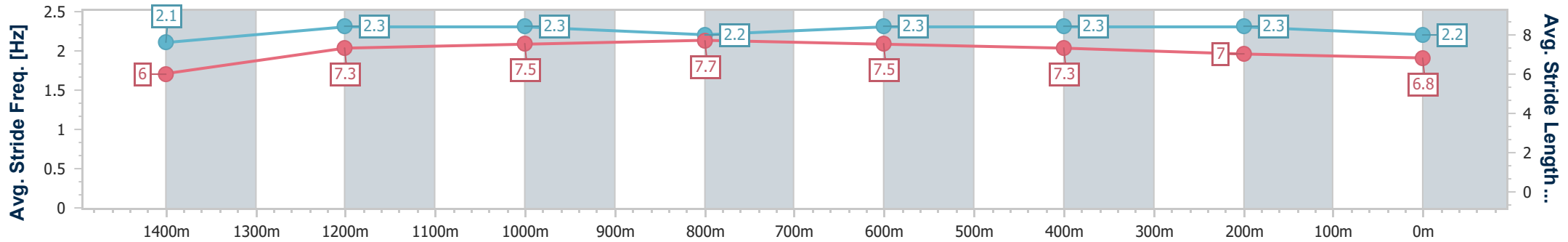
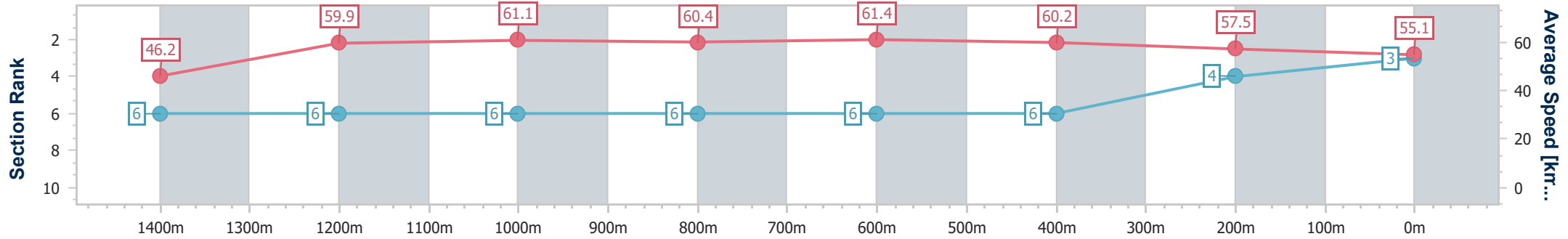
Aquis Park Gold Coast Poly QLD Professional
 Race 5: Ronald McDonald House Charities South East
 Queensland BENCHMARK 58 Handicap - 1540m



02 March 2024 - 15:24

Track Rating: Synthetic , Weather: , Rail Position: True

Section	Overall	1400m	1200m	1000m	800m	600m	400m	200m
Section Times	1:36.18 [3] (0:10.96)	1:25.22 [6] (0:11.98)	1:13.24 [6] (0:11.77)	1:01.47 [6] (0:11.95)	0:49.52 [6] (0:11.79)	0:37.73 [6] (0:12.05)	0:25.68 [6] (0:12.53)	0:13.15 [4] (0:13.15)
Average Speed [km/h]	46.2	59.9	61.1	60.4	61.4	60.2	57.5	55.1
Top Speed [km/h]	58.5	60.9	61.8	61.0	62.2	61.8	58.2	57.1
Avg. Dist. to Rail [m]	3.1	0.3	0.3	0.7	0.9	1.5	2.6	5.6
Avg. Stride Freq. [Hz]	2.1	2.3	2.3	2.2	2.3	2.3	2.3	2.2
Avg. Stride Length [m]	6.0	7.3	7.5	7.7	7.5	7.3	7.0	6.8



- [] Ranking at each section and finish
- .-.- No data available at this section
- NA No data available



Horse/Jockey Name	Metal Rock
Final Rank	4
Fastest Section Time (Section)	0:10.54 (Overall)
Top Speed [km/h] (Section)	63.0 (Overall)
Race State	Finished



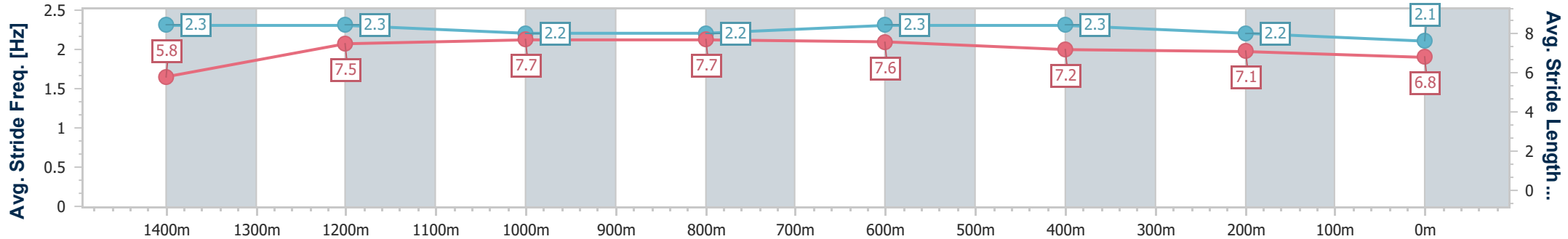
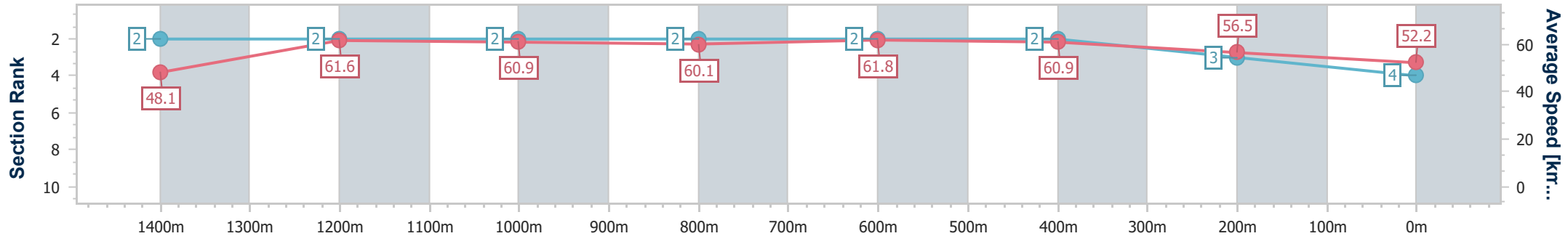
Aquis Park Gold Coast Poly QLD Professional
Race 5: Ronald McDonald House Charities South East
Queensland BENCHMARK 58 Handicap - 1540m



02 March 2024 - 15:24

Track Rating: Synthetic , Weather: , Rail Position: True

Section	Overall	1400m	1200m	1000m	800m	600m	400m	200m
Section Times	1:36.47 [4] (0:10.54)	1:25.93 [2] (0:11.72)	1:14.21 [2] (0:11.80)	1:02.41 [2] (0:12.00)	0:50.41 [2] (0:11.78)	0:38.63 [2] (0:11.95)	0:26.68 [2] (0:12.82)	0:13.86 [3] (0:13.86)
Average Speed [km/h]	48.1	61.6	60.9	60.1	61.8	60.9	56.5	52.2
Top Speed [km/h]	63.0	63.0	61.2	60.6	62.8	63.0	58.2	54.5
Avg. Dist. to Rail [m]	8.2	0.3	1.1	1.1	1.8	2.4	1.6	0.9
Avg. Stride Freq. [Hz]	2.3	2.3	2.2	2.2	2.3	2.3	2.2	2.1
Avg. Stride Length [m]	5.8	7.5	7.7	7.7	7.6	7.2	7.1	6.8



- [] Ranking at each section and finish
- .-.- No data available at this section
- NA No data available



Horse/Jockey Name	Fat Fingers
Final Rank	5
Fastest Section Time (Section)	0:10.83 (Overall)
Top Speed [km/h] (Section)	61.5 (1000m)
Race State	Finished



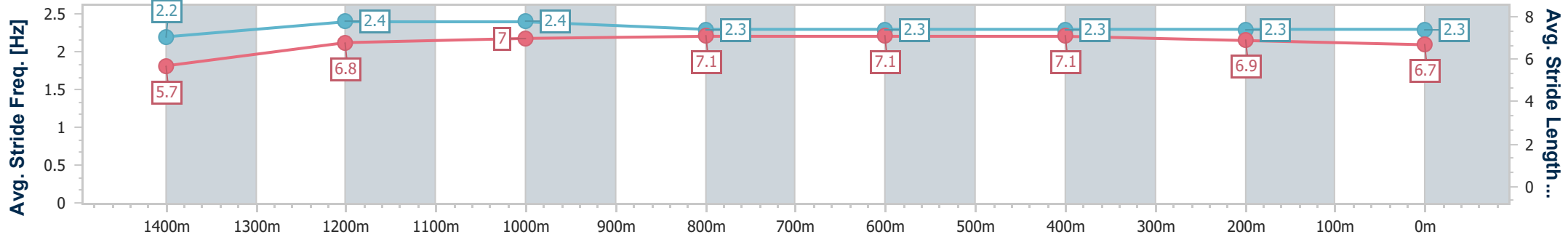
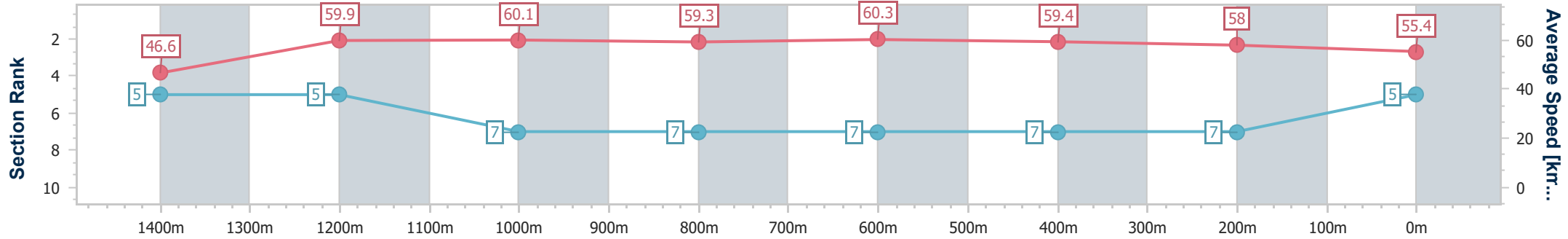
Aquis Park Gold Coast Poly QLD Professional
 Race 5: Ronald McDonald House Charities South East
 Queensland BENCHMARK 58 Handicap - 1540m



02 March 2024 - 15:24

Track Rating: Synthetic , Weather: , Rail Position: True

Section	Overall	1400m	1200m	1000m	800m	600m	400m	200m
Section Times	1:36.67 [5] (0:10.83)	1:25.84 [5] (0:12.05)	1:13.79 [5] (0:11.95)	1:01.84 [7] (0:12.09)	0:49.75 [7] (0:11.95)	0:37.80 [7] (0:12.22)	0:25.58 [7] (0:12.49)	0:13.09 [7] (0:13.09)
Average Speed [km/h]	46.6	59.9	60.1	59.3	60.3	59.4	58.0	55.4
Top Speed [km/h]	59.6	60.7	61.2	61.5	61.2	61.2	58.3	57.8
Avg. Dist. to Rail [m]	3.9	0.4	0.8	0.9	0.7	1.7	3.6	3.7
Avg. Stride Freq. [Hz]	2.2	2.4	2.4	2.3	2.3	2.3	2.3	2.3
Avg. Stride Length [m]	5.7	6.8	7.0	7.1	7.1	7.1	6.9	6.7



- [] Ranking at each section and finish
- .-.- No data available at this section
- NA No data available



Horse/Jockey Name	Italian Award
Final Rank	6
Fastest Section Time (Section)	0:11.05 (Overall)
Top Speed [km/h] (Section)	62.8 (1200m)
Race State	Finished



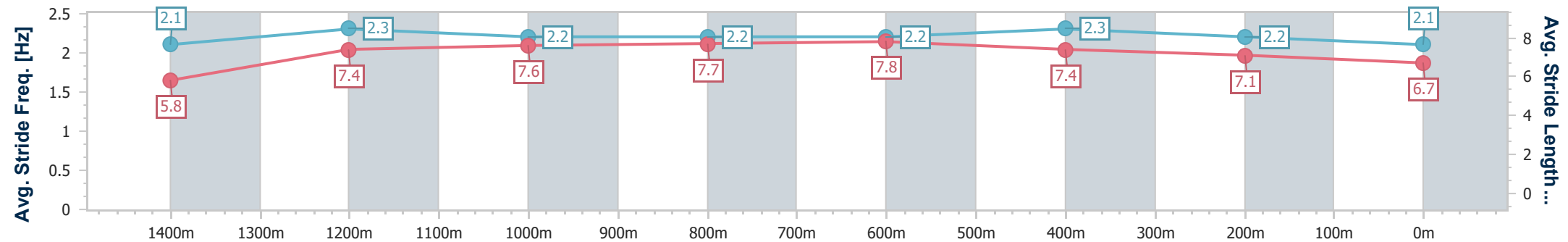
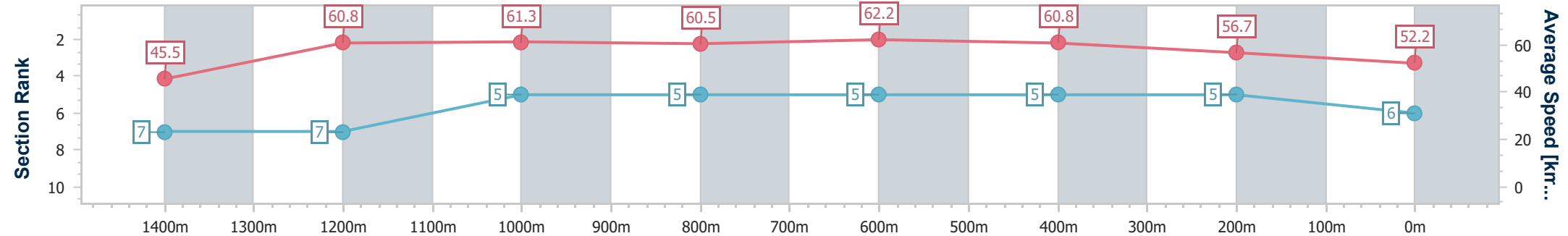
Aquis Park Gold Coast Poly QLD Professional
Race 5: Ronald McDonald House Charities South East
Queensland BENCHMARK 58 Handicap - 1540m



02 March 2024 - 15:24

Track Rating: Synthetic , Weather: , Rail Position: True

Section	Overall	1400m	1200m	1000m	800m	600m	400m	200m						
Section Times	1:37.05 [6] (0:11.05)	1:26.00 [7] (0:11.90)	1:14.10 [7] (0:11.74)	1:02.36 [5] (0:11.95)	0:50.41 [5] (0:11.74)	0:38.67 [5] (0:12.00)	0:26.67 [5] (0:12.86)	0:13.81 [5] (0:13.81)						
Average Speed [km/h]	45.5	60.8	61.3	60.5	62.2	60.8	56.7	52.2						
Top Speed [km/h]	58.7	62.8	62.8	61.3	62.8	62.7	58.6	54.5						
Avg. Dist. to Rail [m]	5.0	0.6	0.9	0.8	2.3	3.6	4.2	4.8						
Avg. Stride Freq. [Hz]	2.1	2.3	2.2	2.2	2.2	2.3	2.2	2.1						
Avg. Stride Length [m]	5.8	7.4	7.6	7.7	7.8	7.4	7.1	6.7						



- [] Ranking at each section and finish
- .-.- No data available at this section
- NA No data available



Horse/Jockey Name	Decarbonise
Final Rank	7
Fastest Section Time (Section)	0:10.70 (Overall)
Top Speed [km/h] (Section)	62.0 (800m)
Race State	Finished



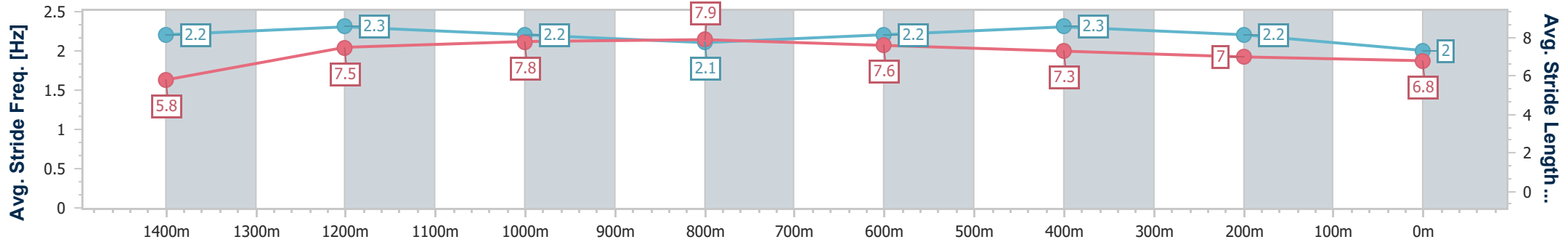
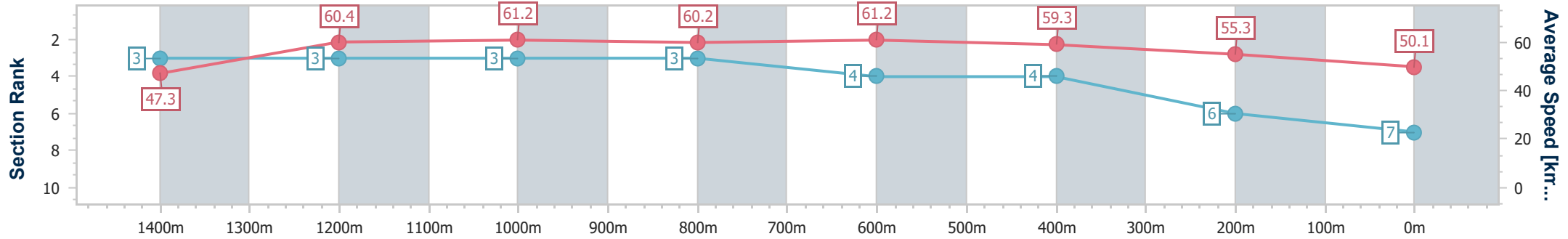
Aquis Park Gold Coast Poly QLD Professional
 Race 5: Ronald McDonald House Charities South East
 Queensland BENCHMARK 58 Handicap - 1540m



02 March 2024 - 15:24

Track Rating: Synthetic , Weather: , Rail Position: True

Section	Overall	1400m	1200m	1000m	800m	600m	400m	200m
Section Times	1:37.81 [7] (0:10.70)	1:27.11 [3] (0:11.84)	1:15.27 [3] (0:11.75)	1:03.52 [3] (0:11.98)	0:51.54 [3] (0:11.79)	0:39.75 [4] (0:12.24)	0:27.51 [4] (0:13.06)	0:14.45 [6] (0:14.45)
Average Speed [km/h]	47.3	60.4	61.2	60.2	61.2	59.3	55.3	50.1
Top Speed [km/h]	59.6	61.2	61.9	60.7	62.0	61.2	56.5	54.1
Avg. Dist. to Rail [m]	1.9	0.6	0.3	0.2	0.6	1.4	2.1	1.4
Avg. Stride Freq. [Hz]	2.2	2.3	2.2	2.1	2.2	2.3	2.2	2.0
Avg. Stride Length [m]	5.8	7.5	7.8	7.9	7.6	7.3	7.0	6.8



- [] Ranking at each section and finish
- .-.- No data available at this section
- NA No data available