



# Eagle Farm QLD Professional

## Race 5: NOVA 106.9 BENCHMARK 78 Handicap - 1400m

02 March 2024 - 14:33



BRISBANE  
RACING CLUB

Track Rating: Good 4, Weather: Fine, Rail Position: +7m Entire

Section		Overall	1200m	1000m	800m	600m	400m	Last 600m				
Field Times		1:22.54 (0:13.40)	1:09.14 (0:11.54)	0:57.60 (0:11.46)	0:46.14 (0:11.51)	0:34.63 (0:11.37)	0:23.26 (0:11.16)	0:34.63				
Rank	TAB Horse/Jockey	Barrier	Top Speed [km/h]	Fastest Section	Distance Travelled [m]							
1	9 HELLAVADANCER Andrew Mallyon	9	67.4 400m	0:10.96 400m	1:22.54 [1] (0:13.96)	1:08.58 [4] (0:11.35)	0:57.23 [4] (0:11.61)	0:45.62 [4] (0:11.39)	0:34.23 [3] (0:11.20)	0:23.03 [3] (0:10.96)	0:34.23	
1	8 WINSTON SMURFHILL Nikita Beriman	8	66.1 400m	0:11.16 400m	1:22.54 [1] (0:13.64)	1:08.90 [2] (0:11.30)	0:57.60 [1] (0:11.46)	0:46.14 [1] (0:11.51)	0:34.63 [1] (0:11.37)	0:23.26 [1] (0:11.16)	0:34.63	-4
3	11 NAVAL TRADER Boris Thornton	11	67.2 400m	0:10.97 400m	1:22.59 [3] (0:14.23)	1:08.36 [6] (0:11.41)	0:56.95 [6] (0:11.54)	0:45.41 [6] (0:11.37)	0:34.04 [5] (0:11.20)	0:22.84 [5] (0:10.97)	0:34.04	-5
4	3 PATTON Ryan Maloney	3	66.8 400m	0:10.95 400m	1:22.79 [4] (0:14.07)	1:08.72 [5] (0:11.56)	0:57.16 [5] (0:11.54)	0:45.62 [5] (0:11.38)	0:34.24 [6] (0:11.20)	0:23.04 [6] (0:10.95)	0:34.24	-1
5	6 RENOUF Sean Cormack	6	66.3 600m	0:11.15 400m	1:22.85 [5] (0:13.73)	1:09.12 [3] (0:11.45)	0:57.67 [3] (0:11.65)	0:46.02 [3] (0:11.59)	0:34.43 [4] (0:11.21)	0:23.22 [4] (0:11.15)	0:34.43	+2
6	5 CENTRESTONE James Orman	5	67.5 400m	0:11.04 400m	1:22.98 [6] (0:14.30)	1:08.68 [8] (0:11.55)	0:57.13 [7] (0:11.54)	0:45.59 [7] (0:11.33)	0:34.26 [7] (0:11.07)	0:23.19 [7] (0:11.04)	0:34.26	-2
7	7 AFRICAN DAISY Bailey Wheeler	7	66.6 400m	0:11.25 400m	1:23.36 [7] (0:13.40)	1:09.96 [1] (0:11.55)	0:58.41 [2] (0:11.62)	0:46.79 [2] (0:11.52)	0:35.27 [2] (0:11.36)	0:23.91 [2] (0:11.25)	0:35.27	+7
8	2 HARD REYVA Robbie Dolan	2	68.4 400m	0:10.99 400m	1:23.53 [8] (0:14.48)	1:09.05 [9] (0:11.59)	0:57.46 [10] (0:11.61)	0:45.85 [10] (0:11.37)	0:34.48 [10] (0:11.11)	0:23.37 [9] (0:10.99)	0:34.48	-3
9	4 SIREN ROCK Cejay Graham	4	67.5 600m	0:11.09 400m	1:23.67 [9] (0:14.28)	1:09.39 [7] (0:11.73)	0:57.66 [9] (0:11.63)	0:46.03 [9] (0:11.39)	0:34.64 [9] (0:11.21)	0:23.43 [10] (0:11.09)	0:34.64	+4
10	10 TEXAS Jake Bayliss	10	66.2 400m	0:11.15 400m	1:23.76 [10] (0:14.54)	1:09.22 [10] (0:11.43)	0:57.79 [8] (0:11.54)	0:46.25 [8] (0:11.38)	0:34.87 [8] (0:11.21)	0:23.66 [8] (0:11.15)	0:34.87	-8

Scratched: Rejoiced (#1)

[ ] Ranking at each section and finish  
 -:-:- No data available at this section  
 NA No data available

SCN Saddle cloth number  
 DNF Did not finish  
 DNT Did not track



# Eagle Farm QLD Professional

## Race 5: NOVA 106.9 BENCHMARK 78 Handicap - 1400m

02 March 2024 - 14:33



BRISBANE  
RACING CLUB

Track Rating: Good 4, Weather: Fine, Rail Position: +7m Entire

Section							200m			Last 600m
Field Times							0:12.10			0:34.63
							(0:12.10)			
Rank	TAB	Horse/Jockey	Barrier	Top Speed [km/h]	Fastest Section	Margin			Distance Travelled [m]	
1	9	HELLAVADANCER Andrew Mallyon	9	67.4 400m	0:10.96 400m	0:12.07 [2] (0:12.07)	1:22.54		0:34.23	
1	8	WINSTON SMURFHILL Nikita Beriman	8	66.1 400m	0:11.16 400m	0:12.10 [1] (0:12.10)	1:22.54		0:34.63 -4	
3	11	NAVAL TRADER Boris Thornton	11	67.2 400m	0:10.97 400m	0:11.87 [5] (0:11.87)	0.3L		0:34.04 -5	
4	3	PATTON Ryan Maloney	3	66.8 400m	0:10.95 400m	0:12.09 [4] (0:12.09)	1.45L		0:34.24 -1	
5	6	RENOUF Sean Cormack	6	66.3 600m	0:11.15 400m	0:12.07 [6] (0:12.07)	1.84L		0:34.43 +2	
6	5	CENTRESTONE James Orman	5	67.5 400m	0:11.04 400m	0:12.15 [7] (0:12.15)	2.6L		0:34.26 -2	
7	7	AFRICAN DAISY Bailey Wheeler	7	66.6 400m	0:11.25 400m	0:12.66 [3] (0:12.66)	4.8L		0:35.27 +7	
8	2	HARD REYVA Robbie Dolan	2	68.4 400m	0:10.99 400m	0:12.38 [8] (0:12.38)	5.84L		0:34.48 -3	
9	4	SIREN ROCK Cejay Graham	4	67.5 600m	0:11.09 400m	0:12.34 [10] (0:12.34)	6.64L		0:34.64 +4	
10	10	TEXAS Jake Bayliss	10	66.2 400m	0:11.15 400m	0:12.51 [9] (0:12.51)	7.19L		0:34.87 -8	

Scratched: Rejoiced (#1)

Report Created: Sat 2 March 2024 15:23 GMT+10 (Note: Timing is based on position data)

Page 2/12

[ ] Ranking at each section and finish  
 -:-:- No data available at this section  
 NA No data available

SCN Saddle cloth number  
 DNF Did not finish  
 DNT Did not track

data processed by  TRIPLESDATA



Horse/Jockey Name	Hellavadancer
Final Rank	1
Fastest Section Time (Section)	0:10.96 (400m)
Top Speed [km/h] (Section)	67.4 (400m)
Race State	Finished



### Eagle Farm QLD Professional

Race 5: NOVA 106.9 BENCHMARK 78 Handicap - 1400m

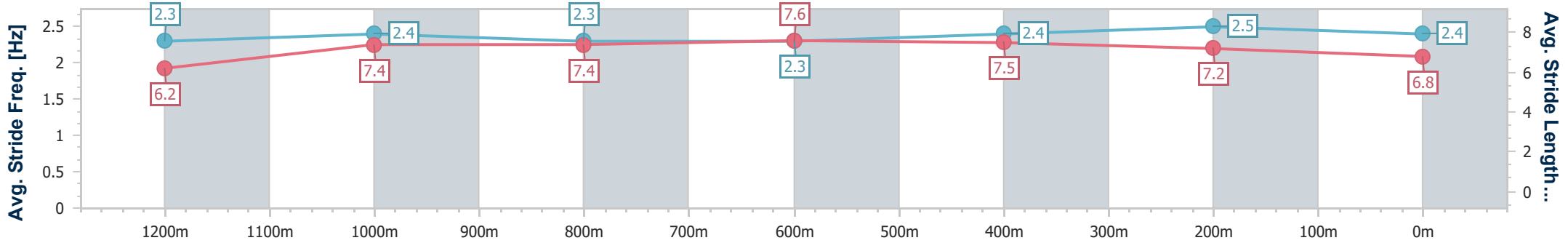
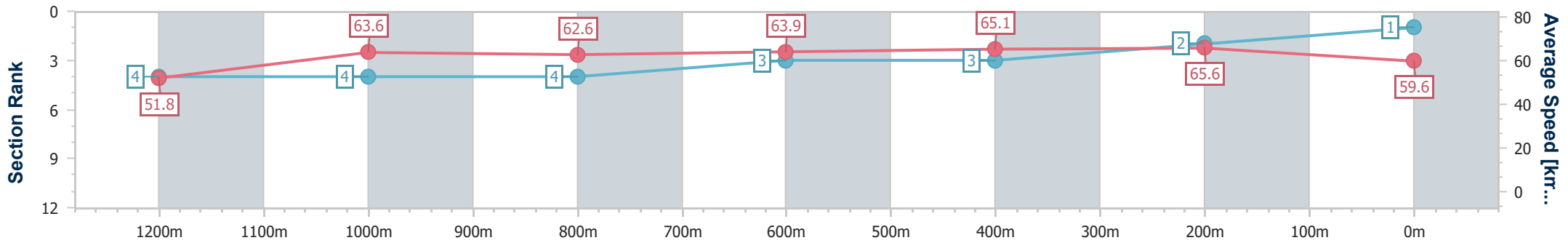
02 March 2024 - 14:33

Track Rating: Good 4, Weather: Fine, Rail Position: +7m Entire



BRISBANE RACING CLUB

Section	Overall	1200m	1000m	800m	600m	400m	200m
Section Times	1:22.54 [1] (0:13.96)	1:08.58 [4] (0:11.35)	0:57.23 [4] (0:11.61)	0:45.62 [4] (0:11.39)	0:34.23 [3] (0:11.20)	0:23.03 [3] (0:10.96)	0:12.07 [2] (0:12.07)
Average Speed [km/h]	51.8	63.6	62.6	63.9	65.1	65.6	59.6
Top Speed [km/h]	64.8	64.7	63.9	64.5	66.5	67.4	63.8
Avg. Dist. to Rail [m]	6.6	2.5	2.2	2.4	2.5	4.7	4.9
Avg. Stride Freq. [Hz]	2.3	2.4	2.3	2.3	2.4	2.5	2.4
Avg. Stride Length [m]	6.2	7.4	7.4	7.6	7.5	7.2	6.8



- [ ] Ranking at each section and finish
- .-.- No data available at this section
- NA No data available



Horse/Jockey Name	Winston Smurfhill
Final Rank	1
Fastest Section Time (Section)	0:11.16 (400m)
Top Speed [km/h] (Section)	66.1 (400m)
Race State	Finished



### Eagle Farm QLD Professional

Race 5: NOVA 106.9 BENCHMARK 78 Handicap - 1400m

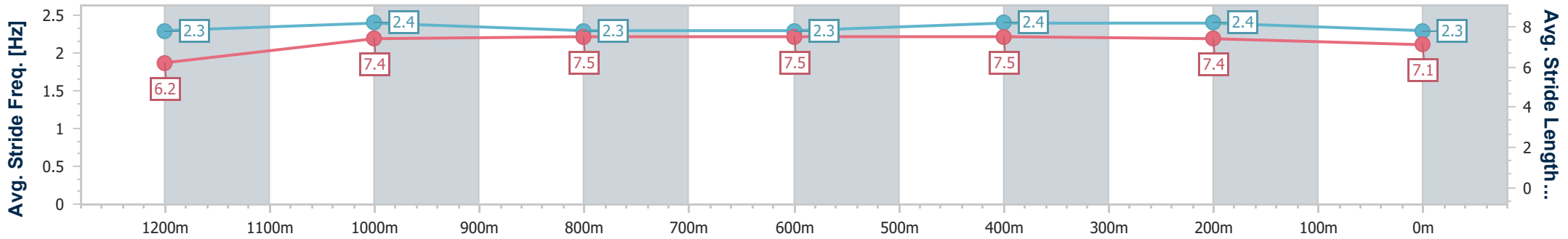
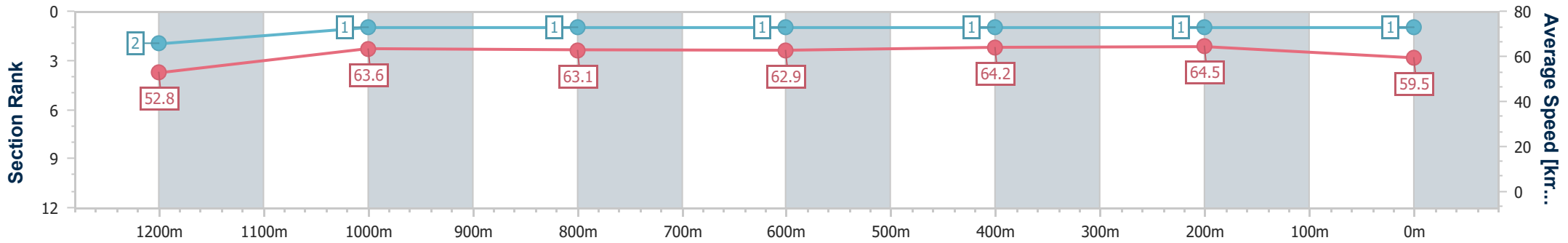
02 March 2024 - 14:33

Track Rating: Good 4, Weather: Fine, Rail Position: +7m Entire



BRISBANE RACING CLUB

Section	Overall	1200m	1000m	800m	600m	400m	200m
Section Times	1:22.54 [1] (0:13.64)	1:08.90 [2] (0:11.30)	0:57.60 [1] (0:11.46)	0:46.14 [1] (0:11.51)	0:34.63 [1] (0:11.37)	0:23.26 [1] (0:11.16)	0:12.10 [1] (0:12.10)
Average Speed [km/h]	52.8	63.6	63.1	62.9	64.2	64.5	59.5
Top Speed [km/h]	65.5	65.4	64.0	64.1	65.3	66.1	62.3
Avg. Dist. to Rail [m]	2.2	0.4	0.4	1.7	2.6	2.8	2.1
Avg. Stride Freq. [Hz]	2.3	2.4	2.3	2.3	2.4	2.4	2.3
Avg. Stride Length [m]	6.2	7.4	7.5	7.5	7.5	7.4	7.1



- [ ] Ranking at each section and finish
- .-.- No data available at this section
- NA No data available



Horse/Jockey Name	Naval Trader
Final Rank	3
Fastest Section Time (Section)	0:10.97 (400m)
Top Speed [km/h] (Section)	67.2 (400m)
Race State	Finished



### Eagle Farm QLD Professional

Race 5: NOVA 106.9 BENCHMARK 78 Handicap - 1400m

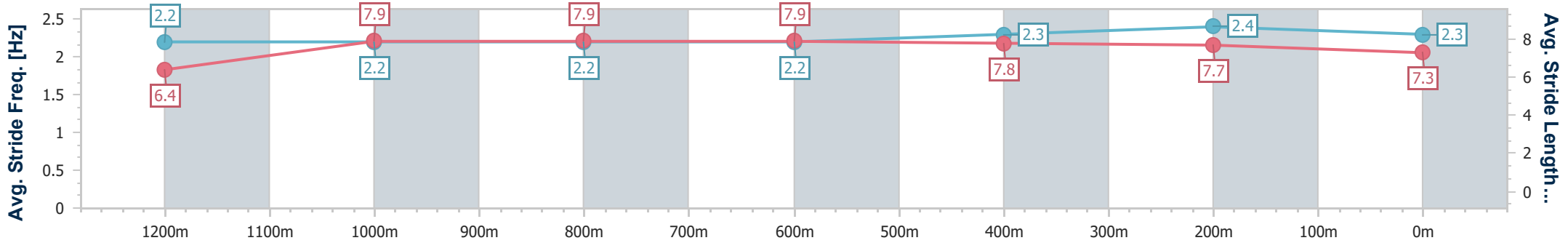
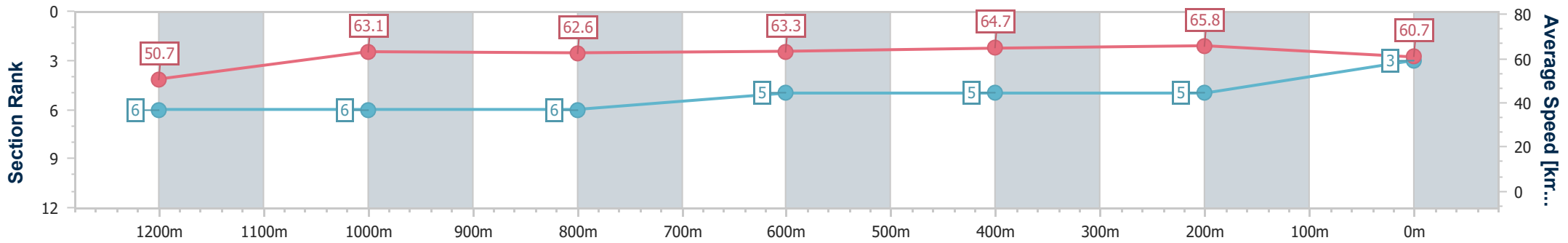
02 March 2024 - 14:33

Track Rating: Good 4, Weather: Fine, Rail Position: +7m Entire



BRISBANE RACING CLUB

Section	Overall	1200m	1000m	800m	600m	400m	200m
Section Times	1:22.59 [3] (0:14.23)	1:08.36 [6] (0:11.41)	0:56.95 [6] (0:11.54)	0:45.41 [6] (0:11.37)	0:34.04 [5] (0:11.20)	0:22.84 [5] (0:10.97)	0:11.87 [5] (0:11.87)
Average Speed [km/h]	50.7	63.1	62.6	63.3	64.7	65.8	60.7
Top Speed [km/h]	64.1	64.7	63.4	63.8	67.0	67.2	63.6
Avg. Dist. to Rail [m]	1.2	1.4	0.7	0.2	1.1	2.2	4.0
Avg. Stride Freq. [Hz]	2.2	2.2	2.2	2.2	2.3	2.4	2.3
Avg. Stride Length [m]	6.4	7.9	7.9	7.9	7.8	7.7	7.3



- [ ] Ranking at each section and finish
- .-.- No data available at this section
- NA No data available



Horse/Jockey Name	Patton
Final Rank	4
Fastest Section Time (Section)	0:10.95 (400m)
Top Speed [km/h] (Section)	66.8 (400m)
Race State	Finished



### Eagle Farm QLD Professional

Race 5: NOVA 106.9 BENCHMARK 78 Handicap - 1400m

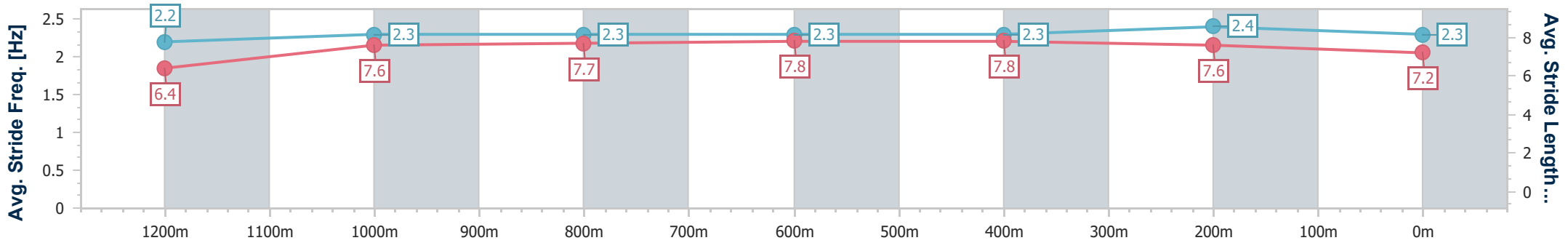
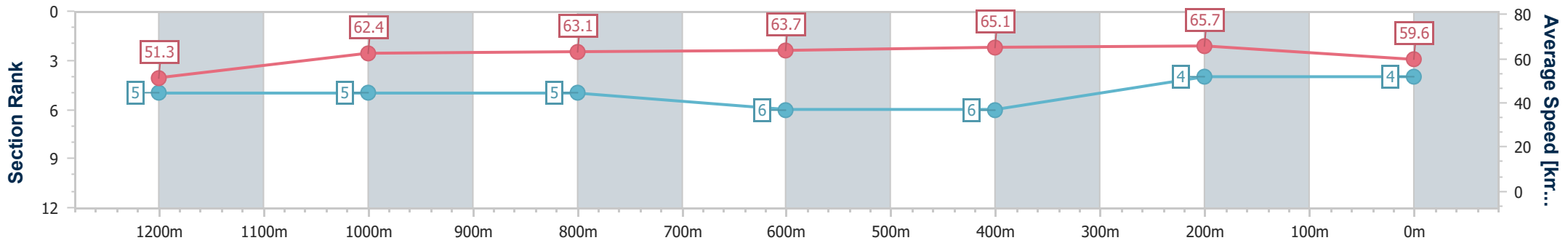
02 March 2024 - 14:33

Track Rating: Good 4, Weather: Fine, Rail Position: +7m Entire



BRISBANE RACING CLUB

Section	Overall	1200m	1000m	800m	600m	400m	200m
Section Times	1:22.79 [4] (0:14.07)	1:08.72 [5] (0:11.56)	0:57.16 [5] (0:11.54)	0:45.62 [5] (0:11.38)	0:34.24 [6] (0:11.20)	0:23.04 [6] (0:10.95)	0:12.09 [4] (0:12.09)
Average Speed [km/h]	51.3	62.4	63.1	63.7	65.1	65.7	59.6
Top Speed [km/h]	63.3	63.7	63.8	64.4	66.3	66.8	63.9
Avg. Dist. to Rail [m]	2.9	2.3	2.1	1.9	2.4	5.9	7.1
Avg. Stride Freq. [Hz]	2.2	2.3	2.3	2.3	2.3	2.4	2.3
Avg. Stride Length [m]	6.4	7.6	7.7	7.8	7.8	7.6	7.2



- [ ] Ranking at each section and finish
- .-.- No data available at this section
- NA No data available



Horse/Jockey Name	Renouf
Final Rank	5
Fastest Section Time (Section)	0:11.15 (400m)
Top Speed [km/h] (Section)	66.3 (600m)
Race State	Finished



### Eagle Farm QLD Professional

Race 5: NOVA 106.9 BENCHMARK 78 Handicap - 1400m

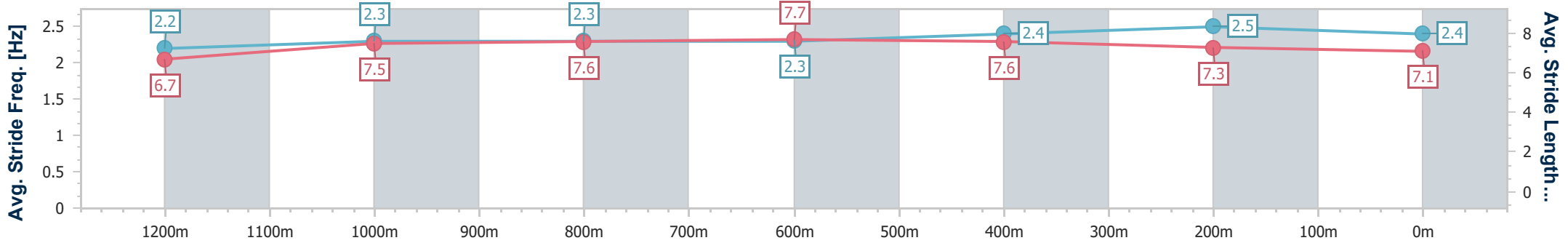
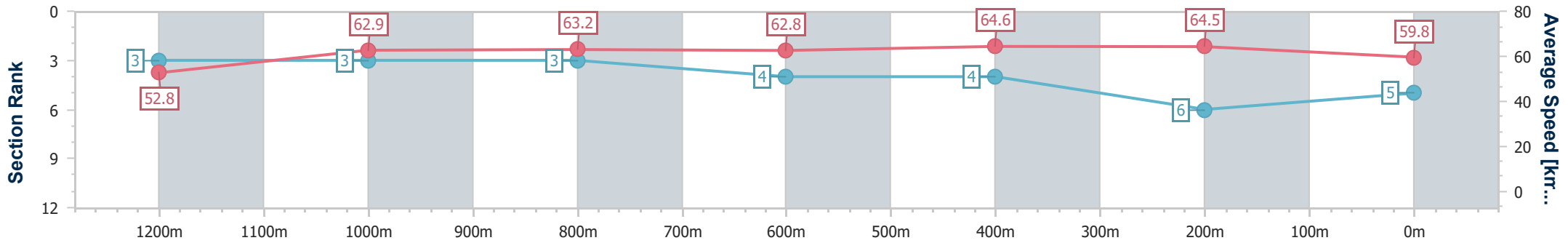
02 March 2024 - 14:33

Track Rating: Good 4, Weather: Fine, Rail Position: +7m Entire



BRISBANE RACING CLUB

Section	Overall	1200m	1000m	800m	600m	400m	200m
Section Times	1:22.85 [5] (0:13.73)	1:09.12 [3] (0:11.45)	0:57.67 [3] (0:11.65)	0:46.02 [3] (0:11.59)	0:34.43 [4] (0:11.21)	0:23.22 [4] (0:11.15)	0:12.07 [6] (0:12.07)
Average Speed [km/h]	52.8	62.9	63.2	62.8	64.6	64.5	59.8
Top Speed [km/h]	63.5	64.2	64.6	63.8	66.3	65.2	62.8
Avg. Dist. to Rail [m]	4.8	4.8	3.9	2.6	1.4	4.6	5.2
Avg. Stride Freq. [Hz]	2.2	2.3	2.3	2.3	2.4	2.5	2.4
Avg. Stride Length [m]	6.7	7.5	7.6	7.7	7.6	7.3	7.1



- [ ] Ranking at each section and finish
- .-.- No data available at this section
- NA No data available



Horse/Jockey Name	Centrestone
Final Rank	6
Fastest Section Time (Section)	0:11.04 (400m)
Top Speed [km/h] (Section)	67.5 (400m)
Race State	Finished



### Eagle Farm QLD Professional

Race 5: NOVA 106.9 BENCHMARK 78 Handicap - 1400m

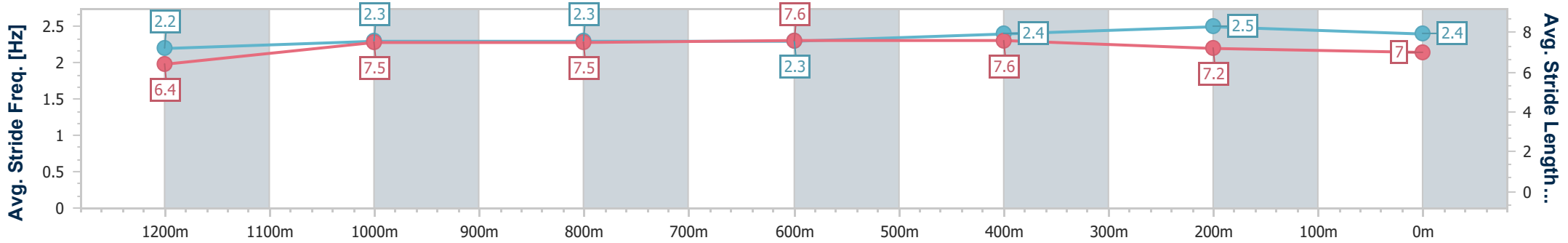
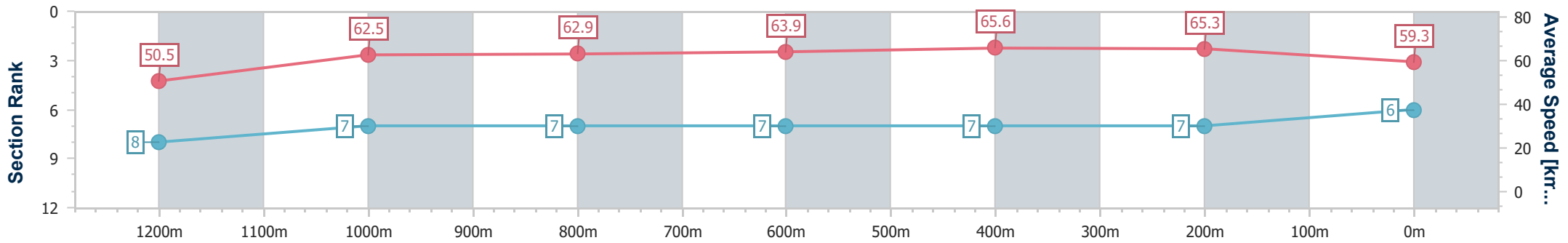
02 March 2024 - 14:33

Track Rating: Good 4, Weather: Fine, Rail Position: +7m Entire



BRISBANE RACING CLUB

Section	Overall	1200m	1000m	800m	600m	400m	200m
Section Times	1:22.98 [6] (0:14.30)	1:08.68 [8] (0:11.55)	0:57.13 [7] (0:11.54)	0:45.59 [7] (0:11.33)	0:34.26 [7] (0:11.07)	0:23.19 [7] (0:11.04)	0:12.15 [7] (0:12.15)
Average Speed [km/h]	50.5	62.5	62.9	63.9	65.6	65.3	59.3
Top Speed [km/h]	62.6	64.0	63.8	65.0	67.3	67.5	62.2
Avg. Dist. to Rail [m]	1.7	2.1	2.0	1.5	2.0	5.9	7.3
Avg. Stride Freq. [Hz]	2.2	2.3	2.3	2.3	2.4	2.5	2.4
Avg. Stride Length [m]	6.4	7.5	7.5	7.6	7.6	7.2	7.0



- [ ] Ranking at each section and finish
- .-.- No data available at this section
- NA No data available





Horse/Jockey Name	African Daisy
Final Rank	7
Fastest Section Time (Section)	0:11.25 (400m)
Top Speed [km/h] (Section)	66.6 (400m)
Race State	Finished



### Eagle Farm QLD Professional

Race 5: NOVA 106.9 BENCHMARK 78 Handicap - 1400m

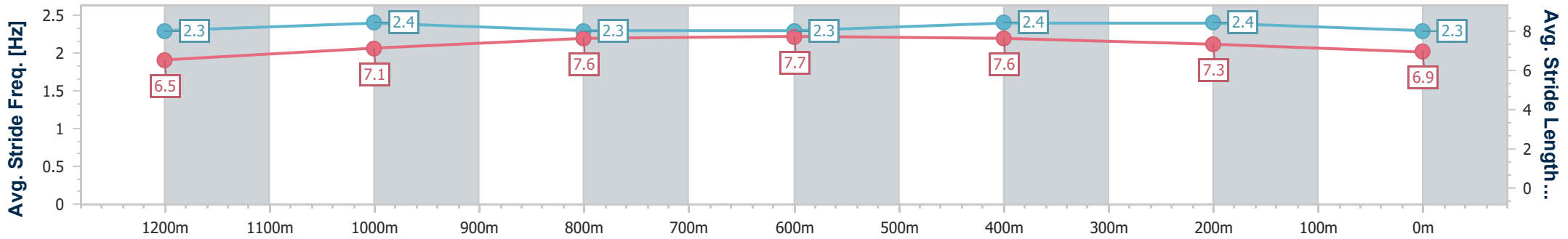
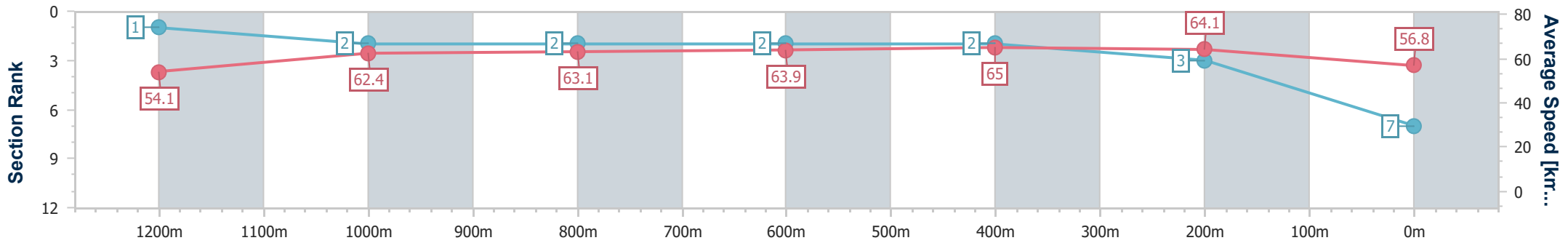
02 March 2024 - 14:33

Track Rating: Good 4, Weather: Fine, Rail Position: +7m Entire



BRISBANE RACING CLUB

Section	Overall	1200m	1000m	800m	600m	400m	200m
Section Times	1:23.36 [7] (0:13.40)	1:09.96 [1] (0:11.55)	0:58.41 [2] (0:11.62)	0:46.79 [2] (0:11.52)	0:35.27 [2] (0:11.36)	0:23.91 [2] (0:11.25)	0:12.66 [3] (0:12.66)
Average Speed [km/h]	54.1	62.4	63.1	63.9	65.0	64.1	56.8
Top Speed [km/h]	62.4	64.7	64.7	65.4	66.6	66.6	60.9
Avg. Dist. to Rail [m]	6.4	3.2	3.5	4.7	5.7	6.8	6.9
Avg. Stride Freq. [Hz]	2.3	2.4	2.3	2.3	2.4	2.4	2.3
Avg. Stride Length [m]	6.5	7.1	7.6	7.7	7.6	7.3	6.9



- [ ] Ranking at each section and finish
- .-.- No data available at this section
- NA No data available



Horse/Jockey Name	Hard Reyva
Final Rank	8
Fastest Section Time (Section)	0:10.99 (400m)
Top Speed [km/h] (Section)	68.4 (400m)
Race State	Finished



### Eagle Farm QLD Professional

Race 5: NOVA 106.9 BENCHMARK 78 Handicap - 1400m

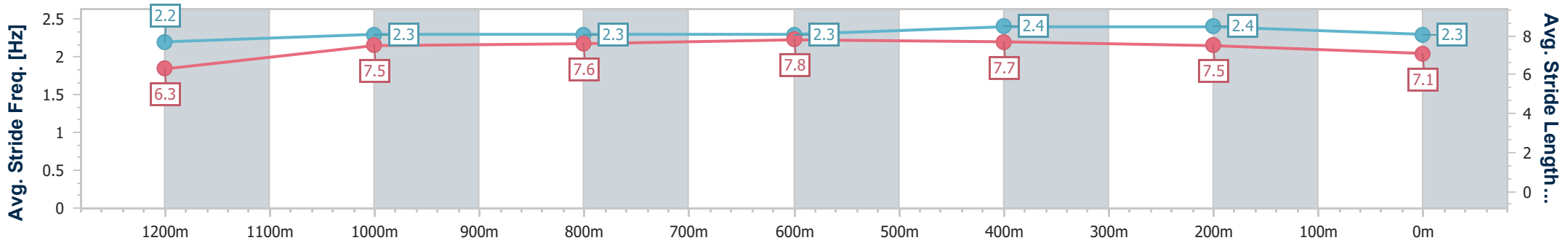
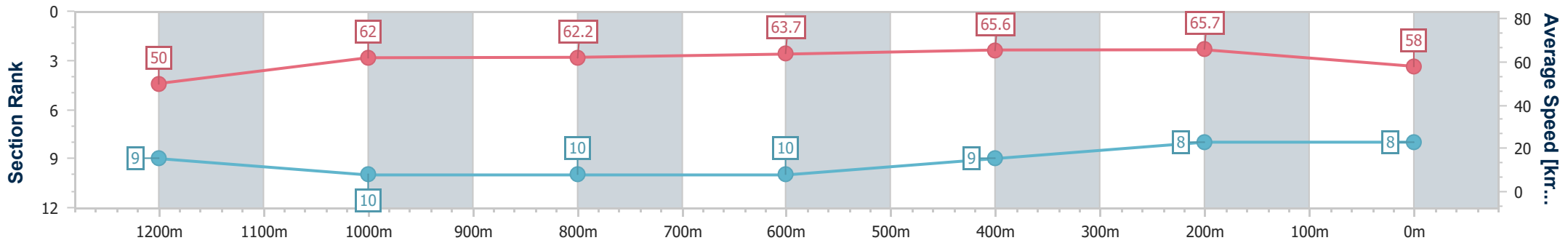
02 March 2024 - 14:33

Track Rating: Good 4, Weather: Fine, Rail Position: +7m Entire



BRISBANE RACING CLUB

Section	Overall	1200m	1000m	800m	600m	400m	200m
Section Times	1:23.53 [8] (0:14.48)	1:09.05 [9] (0:11.59)	0:57.46 [10] (0:11.61)	0:45.85 [10] (0:11.37)	0:34.48 [10] (0:11.11)	0:23.37 [9] (0:10.99)	0:12.38 [8] (0:12.38)
Average Speed [km/h]	50.0	62.0	62.2	63.7	65.6	65.7	58.0
Top Speed [km/h]	62.8	64.5	63.4	64.5	67.6	68.4	62.7
Avg. Dist. to Rail [m]	4.6	0.8	0.6	1.6	2.6	5.9	6.7
Avg. Stride Freq. [Hz]	2.2	2.3	2.3	2.3	2.4	2.4	2.3
Avg. Stride Length [m]	6.3	7.5	7.6	7.8	7.7	7.5	7.1



- [ ] Ranking at each section and finish
- .-.- No data available at this section
- NA No data available



Horse/Jockey Name	Siren Rock
Final Rank	9
Fastest Section Time (Section)	0:11.09 (400m)
Top Speed [km/h] (Section)	67.5 (600m)
Race State	Finished



### Eagle Farm QLD Professional

Race 5: NOVA 106.9 BENCHMARK 78 Handicap - 1400m

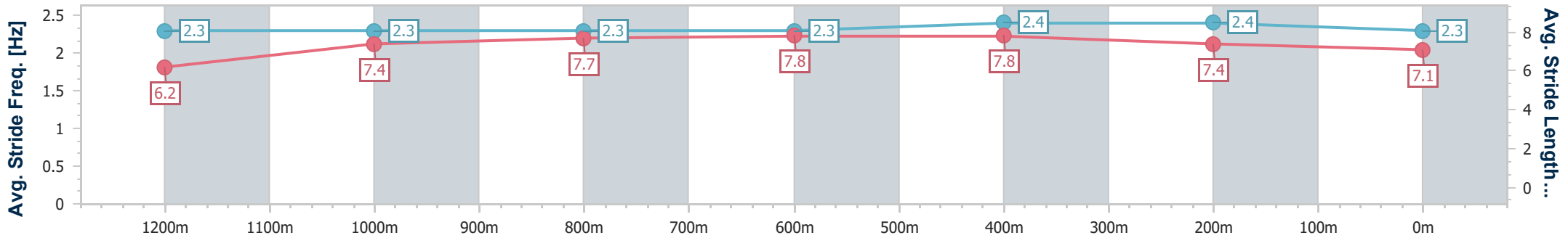
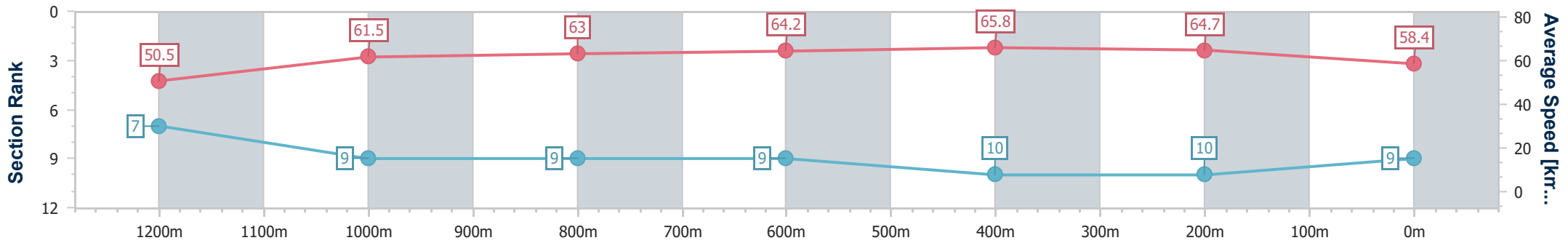
02 March 2024 - 14:33

Track Rating: Good 4, Weather: Fine, Rail Position: +7m Entire



BRISBANE RACING CLUB

Section	Overall	1200m	1000m	800m	600m	400m	200m
Section Times	1:23.67 [9] (0:14.28)	1:09.39 [7] (0:11.73)	0:57.66 [9] (0:11.63)	0:46.03 [9] (0:11.39)	0:34.64 [9] (0:11.21)	0:23.43 [10] (0:11.09)	0:12.34 [10] (0:12.34)
Average Speed [km/h]	50.5	61.5	63.0	64.2	65.8	64.7	58.4
Top Speed [km/h]	62.6	64.1	64.0	65.2	67.5	67.4	61.6
Avg. Dist. to Rail [m]	4.8	2.8	2.8	3.6	4.8	7.1	7.1
Avg. Stride Freq. [Hz]	2.3	2.3	2.3	2.3	2.4	2.4	2.3
Avg. Stride Length [m]	6.2	7.4	7.7	7.8	7.8	7.4	7.1



- [ ] Ranking at each section and finish
- .-.- No data available at this section
- NA No data available



Horse/Jockey Name	Texas
Final Rank	10
Fastest Section Time (Section)	0:11.15 (400m)
Top Speed [km/h] (Section)	66.2 (400m)
Race State	Finished



### Eagle Farm QLD Professional

Race 5: NOVA 106.9 BENCHMARK 78 Handicap - 1400m

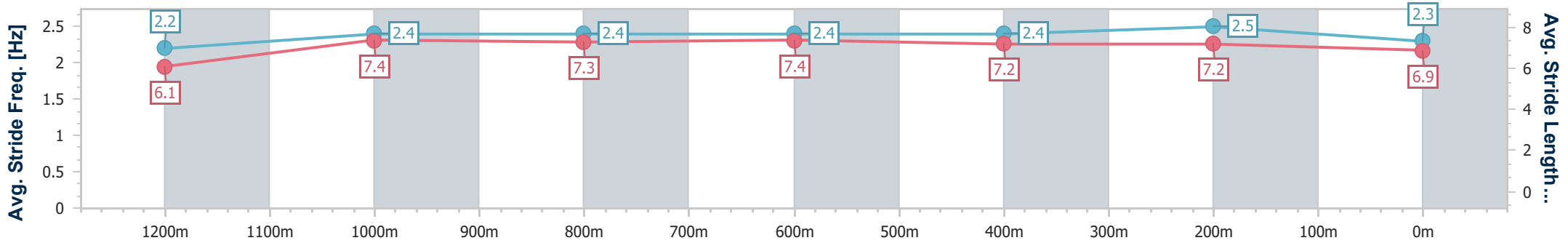
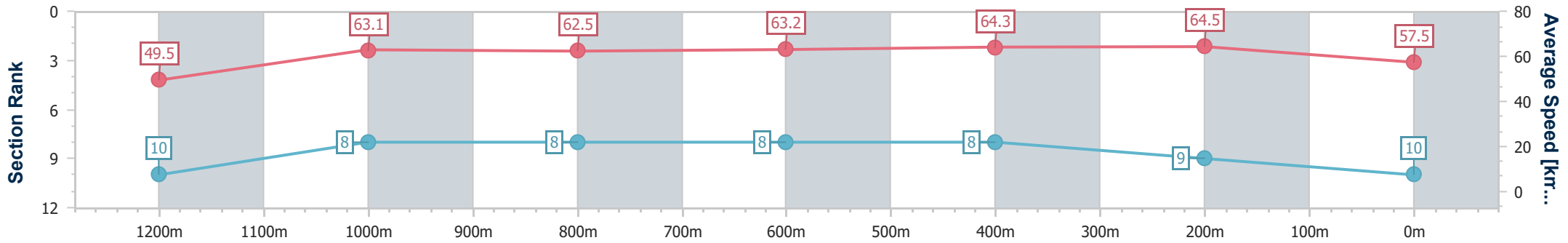
02 March 2024 - 14:33

Track Rating: Good 4, Weather: Fine, Rail Position: +7m Entire



BRISBANE RACING CLUB

Section	Overall	1200m	1000m	800m	600m	400m	200m
Section Times	1:23.76 [10] (0:14.54)	1:09.22 [10] (0:11.43)	0:57.79 [8] (0:11.54)	0:46.25 [8] (0:11.38)	0:34.87 [8] (0:11.21)	0:23.66 [8] (0:11.15)	0:12.51 [9] (0:12.51)
Average Speed [km/h]	49.5	63.1	62.5	63.2	64.3	64.5	57.5
Top Speed [km/h]	63.9	64.2	63.8	64.4	66.1	66.2	61.0
Avg. Dist. to Rail [m]	2.1	1.0	0.4	0.7	0.6	3.3	3.8
Avg. Stride Freq. [Hz]	2.2	2.4	2.4	2.4	2.4	2.5	2.3
Avg. Stride Length [m]	6.1	7.4	7.3	7.4	7.2	7.2	6.9



- [ ] Ranking at each section and finish
- .-.- No data available at this section
- NA No data available