



**Townsville QLD Professional**  
**Race 5: LACEY MORRISON JOCKEY OF THE YEAR 22/23 BM70**  
**Handicap - 1000m**  
**05 March 2024 - 16:04**



Track Rating: Soft 7, Weather: Fine, Rail Position: +7.5m 1000m-W/Post; +2m Remainder

Section		Overall	800m	600m	400m	200m	Last 600m					
Field Times		0:56.67 (0:13.55)	0:43.12 (0:10.09)	0:33.03 (0:10.40)	0:22.63 (0:10.80)	0:11.83 (0:11.83)	0:33.03					
Rank	TAB Horse/Jockey	Barrier	Top Speed [km/h]	Fastest Section	Margin					Distance Travelled [m]		
1	3 HURTLE Ryan Wiggins	3	73.0 800m	0:10.07 800m	0:56.67 [1] (0:13.57)	0:43.10 [2] (0:10.07)	0:33.03 [1] (0:10.40)	0:22.63 [1] (0:10.80)	0:11.83 [1] (0:11.83)	0:56.67	0:33.03	
2	9 WANNA TWEET Chris Whiteley	9	71.8 800m	0:10.20 800m	0:56.95 [2] (0:13.61)	0:43.34 [3] (0:10.20)	0:33.14 [4] (0:10.53)	0:22.61 [4] (0:10.84)	0:11.77 [2] (0:11.77)	1.64L	0:33.14	+1
3	4 BEAUTY BOOM Gabrielle Semmens	4	72.4 800m	0:10.15 800m	0:57.13 [3] (0:13.62)	0:43.51 [4] (0:10.15)	0:33.36 [3] (0:10.51)	0:22.85 [2] (0:11.00)	0:11.85 [3] (0:11.85)	2.72L	0:33.36	+3
4	8 TRINITY MISSILE Tessa Townsend	8	73.5 Overall	0:10.19 800m	0:57.49 [4] (0:13.55)	0:43.94 [1] (0:10.19)	0:33.75 [2] (0:10.54)	0:23.21 [3] (0:11.21)	0:12.00 [4] (0:12.00)	4.87L	0:33.75	+6
5	6 ACOUSTIX Adam Sewell	6	72.9 800m	0:10.03 800m	0:57.57 [5] (0:13.89)	0:43.68 [5] (0:10.03)	0:33.65 [5] (0:10.47)	0:23.18 [5] (0:11.11)	0:12.07 [5] (0:12.07)	5.32L	0:33.65	+1
6	7 DON'T TELL LEEANNE Adrian Layt	7	71.7 800m	0:10.25 800m	0:57.77 [6] (0:13.98)	0:43.79 [6] (0:10.25)	0:33.54 [6] (0:10.45)	0:23.09 [6] (0:11.01)	0:12.08 [6] (0:12.08)	6.47L	0:33.54	+2

Scratched: Never Cry (#5), Fight In The Dog (#10), Bold Hunter (#11), Thatfeelsbetter (#1), Eyewitness (#2)

[ ] Ranking at each section and finish  
 -:-:- No data available at this section  
 NA No data available

SCN Saddle cloth number  
 DNF Did not finish  
 DNT Did not track



Horse/Jockey Name	Hurtle
Final Rank	1
Fastest Section Time (Section)	0:10.07 (800m)
Top Speed [km/h] (Section)	73.0 (800m)
Race State	Finished



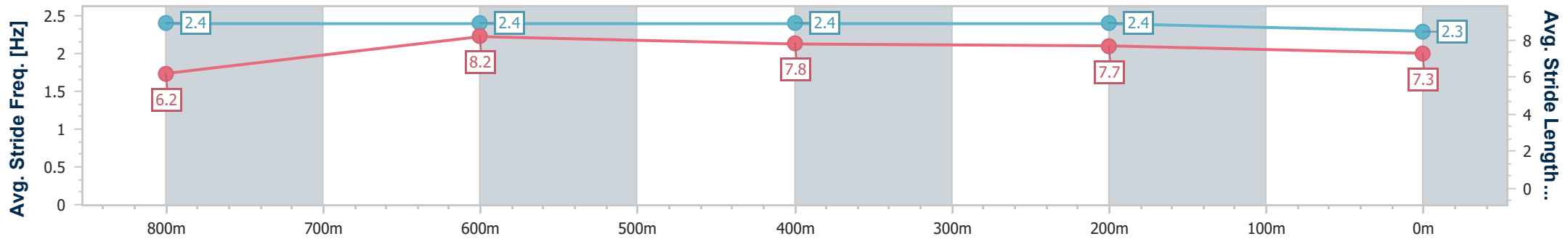
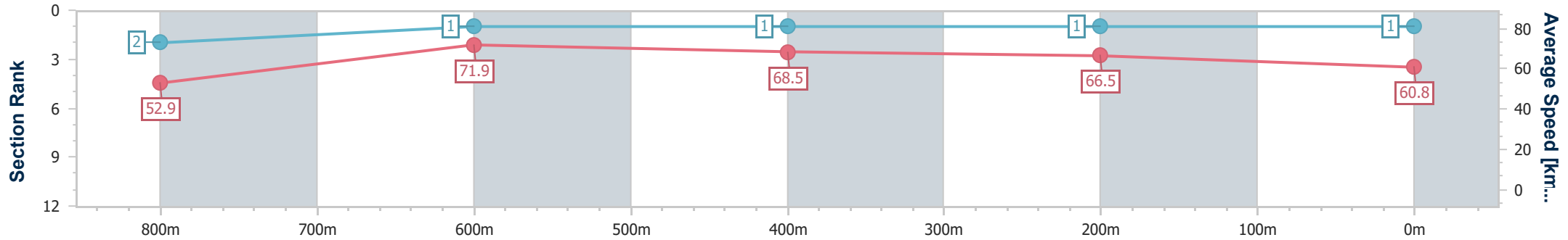
Townsville QLD Professional  
Race 5: LACEY MORRISON JOCKEY OF THE YEAR 22/23 BM70  
Handicap - 1000m



05 March 2024 - 16:04

Track Rating: Soft 7, Weather: Fine, Rail Position: +7.5m 1000m-  
W/Post; +2m Remainder

Section	Overall	800m	600m	400m	200m
Section Times	0:56.67 [1] (0:13.57)	0:43.10 [2] (0:10.07)	0:33.03 [1] (0:10.40)	0:22.63 [1] (0:10.80)	0:11.83 [1] (0:11.83)
Average Speed [km/h]	52.9	71.9	68.5	66.5	60.8
Top Speed [km/h]	72.4	73.0	70.3	68.2	64.0
Avg. Dist. to Rail [m]	3.1	1.5	2.0	1.8	4.3
Avg. Stride Freq. [Hz]	2.4	2.4	2.4	2.4	2.3
Avg. Stride Length [m]	6.2	8.2	7.8	7.7	7.3



- [ ] Ranking at each section and finish
- .-.- No data available at this section
- NA No data available



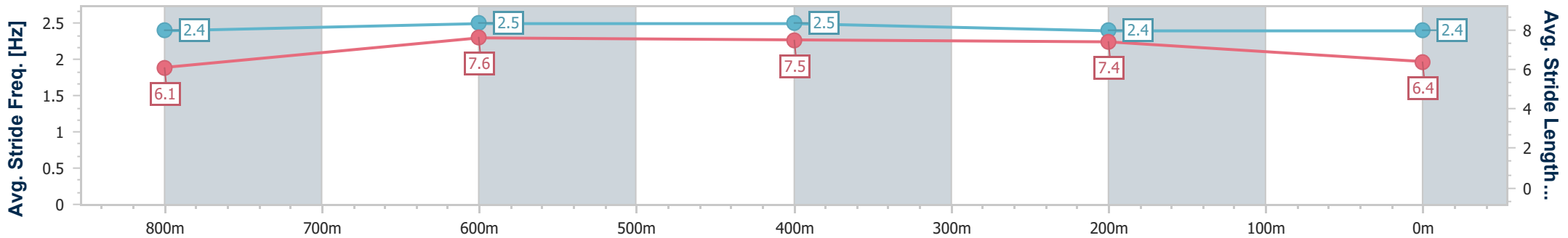
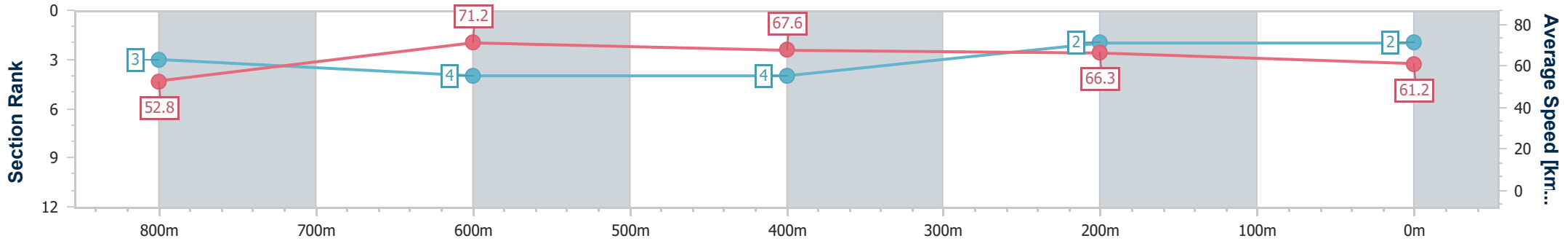
Horse/Jockey Name	Wanna Tweet
Final Rank	2
Fastest Section Time (Section)	0:10.20 (800m)
Top Speed [km/h] (Section)	71.8 (800m)
Race State	Finished



Townsville QLD Professional  
 Race 5: LACEY MORRISON JOCKEY OF THE YEAR 22/23 BM70  
 Handicap - 1000m  
 05 March 2024 - 16:04  
 Track Rating: Soft 7, Weather: Fine, Rail Position: +7.5m 1000m-  
 W/Post; +2m Remainder



Section	Overall	800m	600m	400m	200m
Section Times	0:56.95 [2] (0:13.61)	0:43.34 [3] (0:10.20)	0:33.14 [4] (0:10.53)	0:22.61 [4] (0:10.84)	0:11.77 [2] (0:11.77)
Average Speed [km/h]	52.8	71.2	67.6	66.3	61.2
Top Speed [km/h]	71.4	71.8	70.3	66.8	65.6
Avg. Dist. to Rail [m]	5.4	1.9	1.7	2.2	6.2
Avg. Stride Freq. [Hz]	2.4	2.5	2.5	2.4	2.4
Avg. Stride Length [m]	6.1	7.6	7.5	7.4	6.4



- [ ] Ranking at each section and finish
- .-.- No data available at this section
- NA No data available



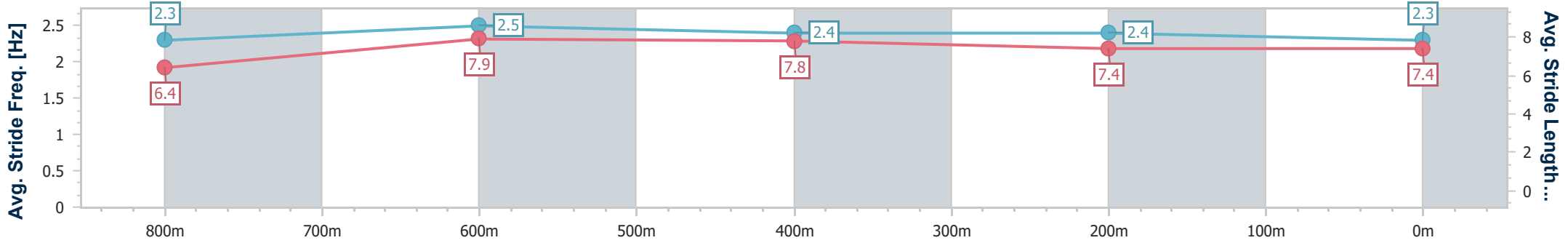
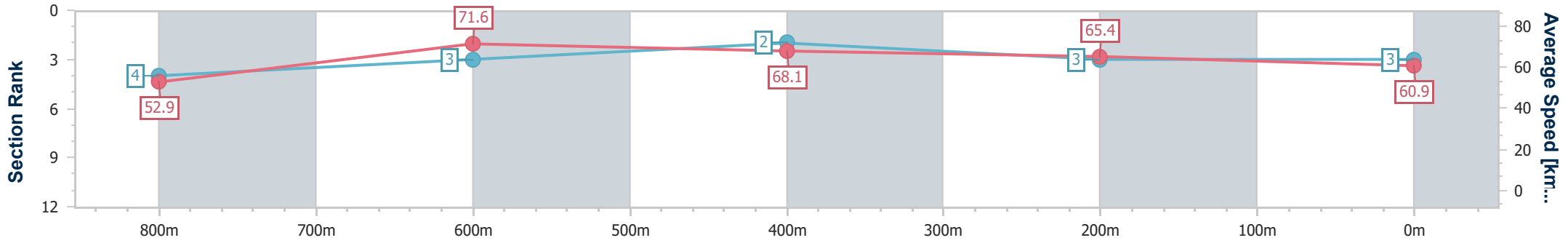
Horse/Jockey Name	Beauty Boom
Final Rank	3
Fastest Section Time (Section)	0:10.15 (800m)
Top Speed [km/h] (Section)	72.4 (800m)
Race State	Finished



Townsville QLD Professional  
 Race 5: LACEY MORRISON JOCKEY OF THE YEAR 22/23 BM70  
 Handicap - 1000m  
 05 March 2024 - 16:04  
 Track Rating: Soft 7, Weather: Fine, Rail Position: +7.5m 1000m-  
 W/Post; +2m Remainder



Section	Overall	800m	600m	400m	200m
Section Times	0:57.13 [3] (0:13.62)	0:43.51 [4] (0:10.15)	0:33.36 [3] (0:10.51)	0:22.85 [2] (0:11.00)	0:11.85 [3] (0:11.85)
Average Speed [km/h]	52.9	71.6	68.1	65.4	60.9
Top Speed [km/h]	71.1	72.4	70.3	67.6	64.0
Avg. Dist. to Rail [m]	6.4	2.8	1.0	2.8	7.1
Avg. Stride Freq. [Hz]	2.3	2.5	2.4	2.4	2.3
Avg. Stride Length [m]	6.4	7.9	7.8	7.4	7.4



- [ ] Ranking at each section and finish
- .-.- No data available at this section
- NA No data available



Horse/Jockey Name	Trinity Missile
Final Rank	4
Fastest Section Time (Section)	0:10.19 (800m)
Top Speed [km/h] (Section)	73.5 (Overall)
Race State	Finished



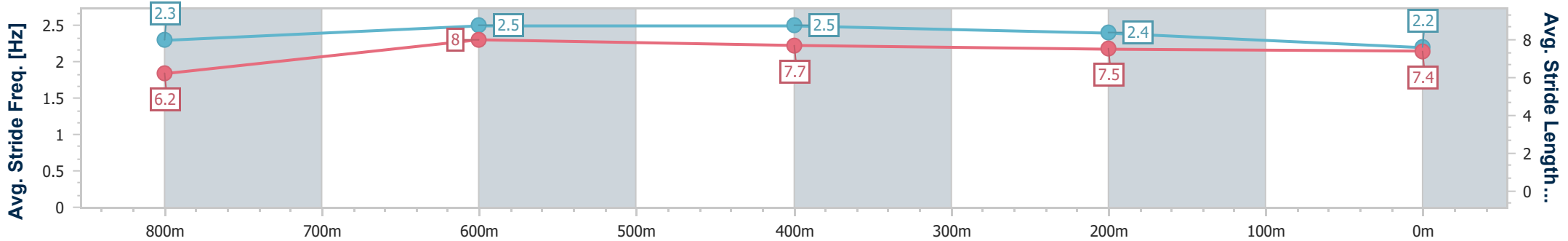
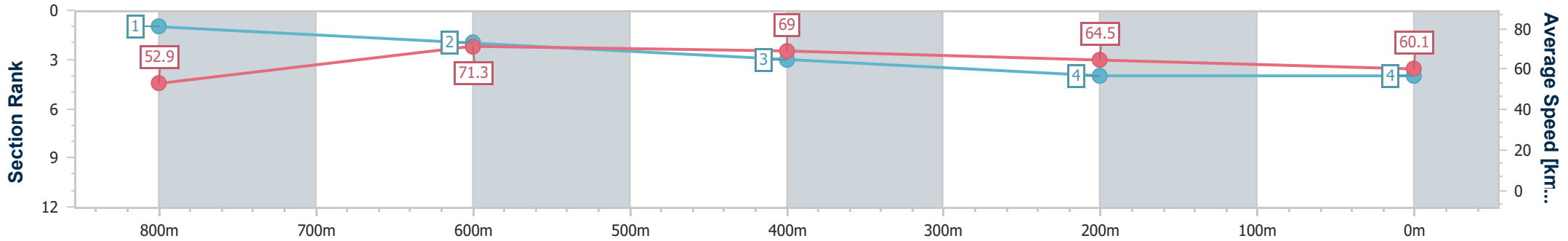
Townsville QLD Professional  
Race 5: LACEY MORRISON JOCKEY OF THE YEAR 22/23 BM70  
Handicap - 1000m



05 March 2024 - 16:04

Track Rating: Soft 7, Weather: Fine, Rail Position: +7.5m 1000m-  
W/Post; +2m Remainder

Section	Overall	800m	600m	400m	200m
Section Times	0:57.49 [4] (0:13.55)	0:43.94 [1] (0:10.19)	0:33.75 [2] (0:10.54)	0:23.21 [3] (0:11.21)	0:12.00 [4] (0:12.00)
Average Speed [km/h]	52.9	71.3	69.0	64.5	60.1
Top Speed [km/h]	73.5	72.7	70.8	65.6	63.1
Avg. Dist. to Rail [m]	5.3	2.3	1.4	5.6	5.7
Avg. Stride Freq. [Hz]	2.3	2.5	2.5	2.4	2.2
Avg. Stride Length [m]	6.2	8.0	7.7	7.5	7.4



- [ ] Ranking at each section and finish
- .-.- No data available at this section
- NA No data available



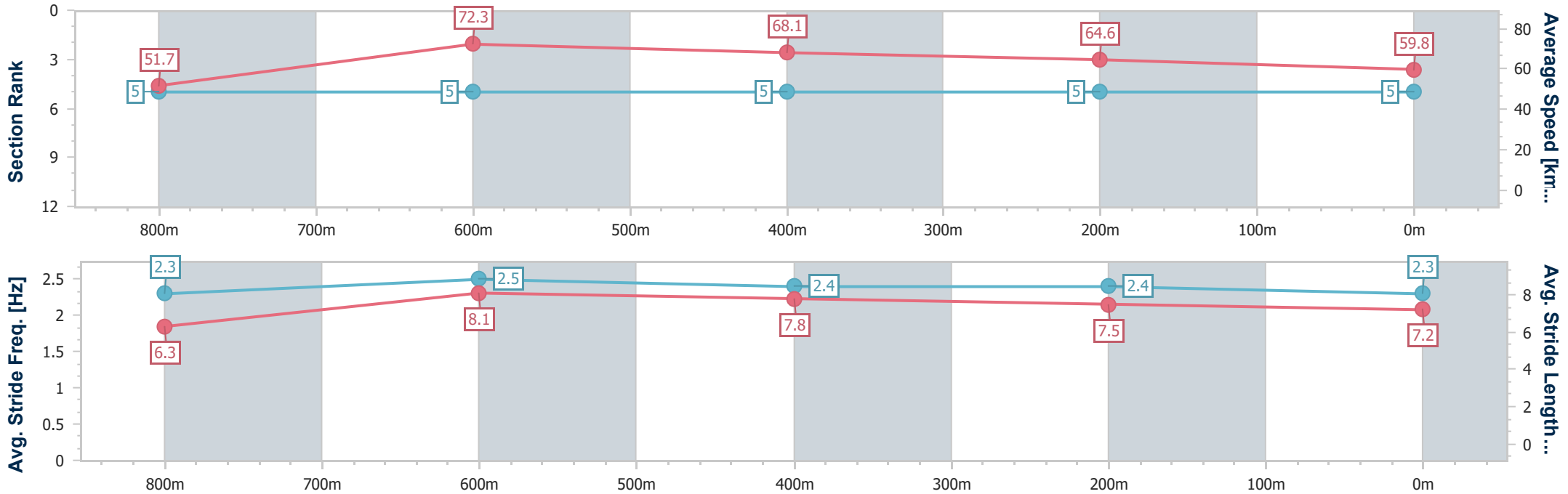
Horse/Jockey Name	Acoustix
Final Rank	5
Fastest Section Time (Section)	0:10.03 (800m)
Top Speed [km/h] (Section)	72.9 (800m)
Race State	Finished



Townsville QLD Professional  
 Race 5: LACEY MORRISON JOCKEY OF THE YEAR 22/23 BM70  
 Handicap - 1000m  
 05 March 2024 - 16:04  
 Track Rating: Soft 7, Weather: Fine, Rail Position: +7.5m 1000m-  
 W/Post; +2m Remainder



Section	Overall	800m	600m	400m	200m
Section Times	0:57.57 [5] (0:13.89)	0:43.68 [5] (0:10.03)	0:33.65 [5] (0:10.47)	0:23.18 [5] (0:11.11)	0:12.07 [5] (0:12.07)
Average Speed [km/h]	51.7	72.3	68.1	64.6	59.8
Top Speed [km/h]	71.8	72.9	70.8	66.1	62.6
Avg. Dist. to Rail [m]	4.1	2.0	1.9	1.6	3.7
Avg. Stride Freq. [Hz]	2.3	2.5	2.4	2.4	2.3
Avg. Stride Length [m]	6.3	8.1	7.8	7.5	7.2



- [ ] Ranking at each section and finish
- .-.- No data available at this section
- NA No data available



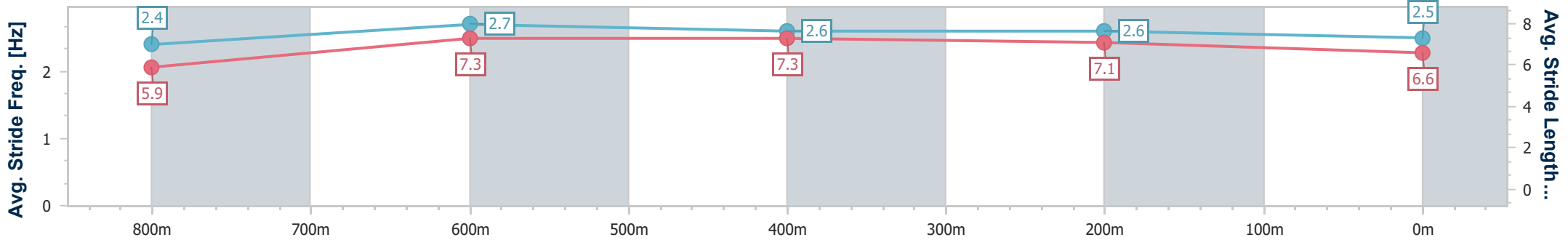
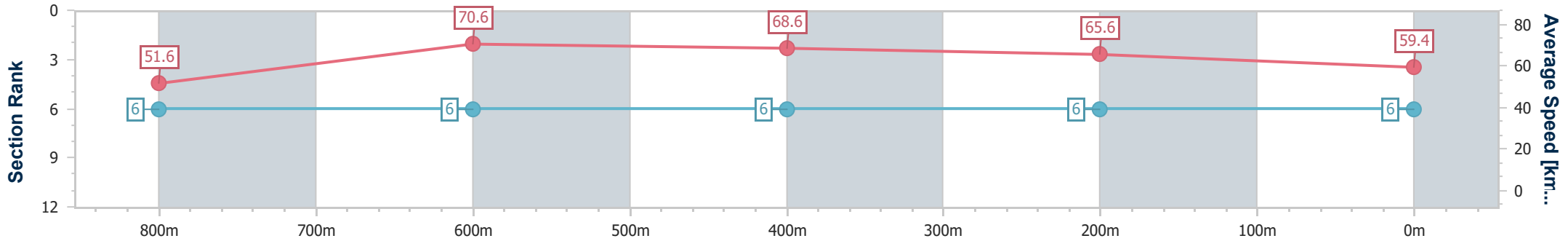
Horse/Jockey Name	Don't Tell Leanne
Final Rank	6
Fastest Section Time (Section)	0:10.25 (800m)
Top Speed [km/h] (Section)	71.7 (800m)
Race State	Finished



Townsville QLD Professional  
 Race 5: LACEY MORRISON JOCKEY OF THE YEAR 22/23 BM70  
 Handicap - 1000m  
 05 March 2024 - 16:04  
 Track Rating: Soft 7, Weather: Fine, Rail Position: +7.5m 1000m-  
 W/Post; +2m Remainder



Section	Overall	800m	600m	400m	200m
Section Times	0:57.77 [6] (0:13.98)	0:43.79 [6] (0:10.25)	0:33.54 [6] (0:10.45)	0:23.09 [6] (0:11.01)	0:12.08 [6] (0:12.08)
Average Speed [km/h]	51.6	70.6	68.6	65.6	59.4
Top Speed [km/h]	70.0	71.7	70.5	67.5	63.8
Avg. Dist. to Rail [m]	7.2	2.8	1.1	2.2	4.6
Avg. Stride Freq. [Hz]	2.4	2.7	2.6	2.6	2.5
Avg. Stride Length [m]	5.9	7.3	7.3	7.1	6.6



- [ ] Ranking at each section and finish
- .-.- No data available at this section
- NA No data available