



Ipswich QLD Professional

Race 6: BARRIER REEF POOLS Maiden Plate - 1100m

09 March 2024 - 14:20



Track Rating: Soft 5, Weather: Fine, Rail Position: +10m

Section		Overall	1000m	800m	600m	400m	200m	Last 600m					
Field Times		1:05.40 (0:08.50)	0:56.90 (0:10.62)	0:46.28 (0:10.62)	0:35.66 (0:11.26)	0:24.40 (0:12.07)	0:12.33 (0:12.33)	0:35.66					
Rank	TAB Horse/Jockey	Barrier	Top Speed [km/h]	Fastest Section							Margin	Distance Travelled [m]	
1	1 I AM A MARVEL Noel Callow	1	69.3 1000m	0:08.50 Overall	1:05.40 [1] (0:08.50)	0:56.90 [1] (0:10.62)	0:46.28 [1] (0:10.62)	0:35.66 [1] (0:11.26)	0:24.40 [1] (0:12.07)	0:12.33 [1] (0:12.33)	1:05.40	0:35.66	
2	12 FOREBEARS Jason Taylor	12	68.2 1000m	0:08.68 Overall	1:05.65 [2] (0:08.68)	0:56.97 [4] (0:10.78)	0:46.19 [2] (0:10.88)	0:35.31 [2] (0:11.29)	0:24.02 [2] (0:11.85)	0:12.17 [2] (0:12.17)	0.25L	0:35.31	+1
3	13 GOLD FEVER Craig Robertson	13	66.9 800m	0:08.66 Overall	1:05.78 [3] (0:08.66)	0:57.12 [3] (0:11.04)	0:46.08 [4] (0:10.87)	0:35.21 [4] (0:11.38)	0:23.83 [4] (0:11.70)	0:12.13 [3] (0:12.13)	0.13L	0:35.21	+0
4	6 LITTLE CHARMER Jag Guthmann-Chester	6	66.0 800m	0:08.77 Overall	1:05.81 [4] (0:08.77)	0:57.04 [5] (0:11.16)	0:45.88 [5] (0:10.99)	0:34.89 [5] (0:11.28)	0:23.61 [5] (0:11.73)	0:11.88 [5] (0:11.88)	0.03L	0:34.89	+0
5	10 SUMMER READY Andrew Spinks	10	66.4 1000m	0:08.92 Overall	1:06.06 [5] (0:08.92)	0:57.14 [7] (0:11.16)	0:45.98 [8] (0:11.26)	0:34.72 [8] (0:11.28)	0:23.44 [8] (0:11.66)	0:11.78 [6] (0:11.78)	0.25L	0:34.72	+7
6	11 READY TO BOOM Dale Smith	11	66.4 800m	0:08.62 Overall	1:06.29 [6] (0:08.62)	0:57.67 [2] (0:11.06)	0:46.61 [3] (0:10.88)	0:35.73 [3] (0:11.29)	0:24.44 [3] (0:11.91)	0:12.53 [4] (0:12.53)	0.23L	0:35.73	+1
7	8 MASTERCARD Adin Thompson	8	65.9 1000m	0:08.85 Overall	1:06.94 [7] (0:08.85)	0:58.09 [6] (0:11.11)	0:46.98 [6] (0:11.26)	0:35.72 [7] (0:11.37)	0:24.35 [7] (0:11.81)	0:12.54 [7] (0:12.54)	0.65L	0:35.72	+2
8	7 DENIM DESERT Matthew Palmer	7	67.8 1000m	0:09.10 Overall	1:07.25 [8] (0:09.10)	0:58.15 [8] (0:10.87)	0:47.28 [7] (0:10.96)	0:36.32 [6] (0:11.52)	0:24.80 [6] (0:12.15)	0:12.65 [8] (0:12.65)	0.31L	0:36.32	+4

Scratched: Pot Pot Boom (#9), Crypto King (#4), Broonzy (#2), Gettin' Lippy (#5), Clubhouse (#3)

[] Ranking at each section and finish
 -:-:- No data available at this section
 NA No data available

SCN Saddle cloth number
 DNF Did not finish
 DNT Did not track



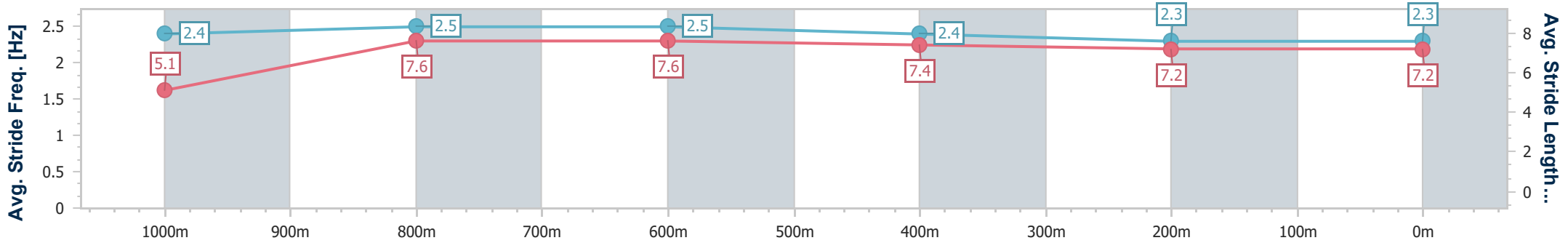
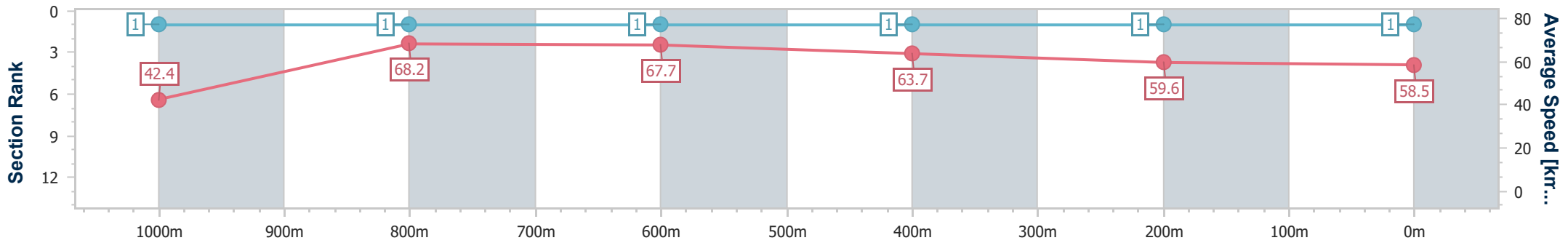
Horse/Jockey Name	I Am A Marvel
Final Rank	1
Fastest Section Time (Section)	0:08.50 (Overall)
Top Speed [km/h] (Section)	69.3 (1000m)
Race State	Finished



Ipswich QLD Professional
 Race 6: BARRIER REEF POOLS Maiden Plate - 1100m
 09 March 2024 - 14:20
 Track Rating: Soft 5, Weather: Fine, Rail Position: +10m



Section	Overall	1000m	800m	600m	400m	200m
Section Times	1:05.40 [1] (0:08.50)	0:56.90 [1] (0:10.62)	0:46.28 [1] (0:10.62)	0:35.66 [1] (0:11.26)	0:24.40 [1] (0:12.07)	0:12.33 [1] (0:12.33)
Average Speed [km/h]	42.4	68.2	67.7	63.7	59.6	58.5
Top Speed [km/h]	65.6	69.3	67.8	66.8	60.5	60.4
Avg. Dist. to Rail [m]	6.1	2.4	1.0	0.9	0.6	1.4
Avg. Stride Freq. [Hz]	2.4	2.5	2.5	2.4	2.3	2.3
Avg. Stride Length [m]	5.1	7.6	7.6	7.4	7.2	7.2



- [] Ranking at each section and finish
- .-.- No data available at this section
- NA No data available



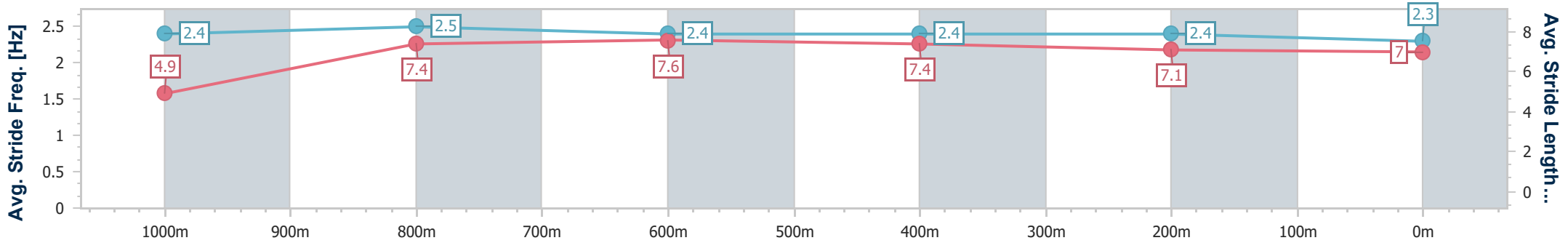
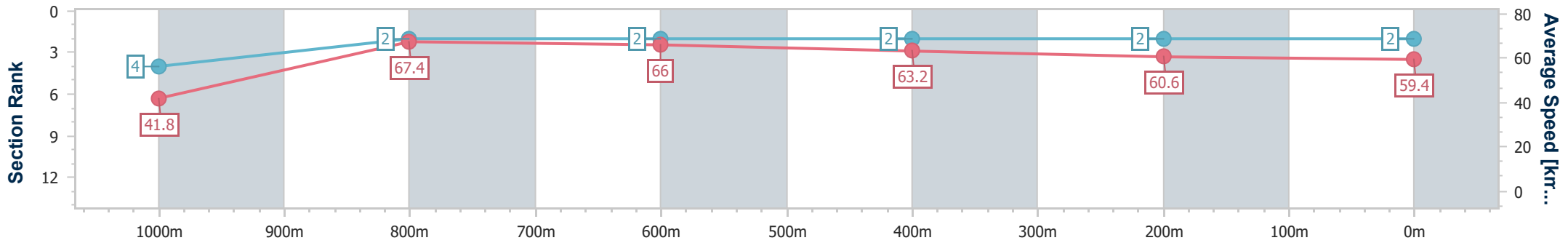
Horse/Jockey Name	Forebears
Final Rank	2
Fastest Section Time (Section)	0:08.68 (Overall)
Top Speed [km/h] (Section)	68.2 (1000m)
Race State	Finished



Ipswich QLD Professional
 Race 6: BARRIER REEF POOLS Maiden Plate - 1100m
 09 March 2024 - 14:20
 Track Rating: Soft 5, Weather: Fine, Rail Position: +10m



Section	Overall	1000m	800m	600m	400m	200m
Section Times	1:05.65 [2] (0:08.68)	0:56.97 [4] (0:10.78)	0:46.19 [2] (0:10.88)	0:35.31 [2] (0:11.29)	0:24.02 [2] (0:11.85)	0:12.17 [2] (0:12.17)
Average Speed [km/h]	41.8	67.4	66.0	63.2	60.6	59.4
Top Speed [km/h]	65.7	68.2	66.8	66.1	61.7	60.1
Avg. Dist. to Rail [m]	6.9	2.9	0.9	1.0	0.3	1.1
Avg. Stride Freq. [Hz]	2.4	2.5	2.4	2.4	2.4	2.3
Avg. Stride Length [m]	4.9	7.4	7.6	7.4	7.1	7.0



- [] Ranking at each section and finish
- .-.- No data available at this section
- NA No data available



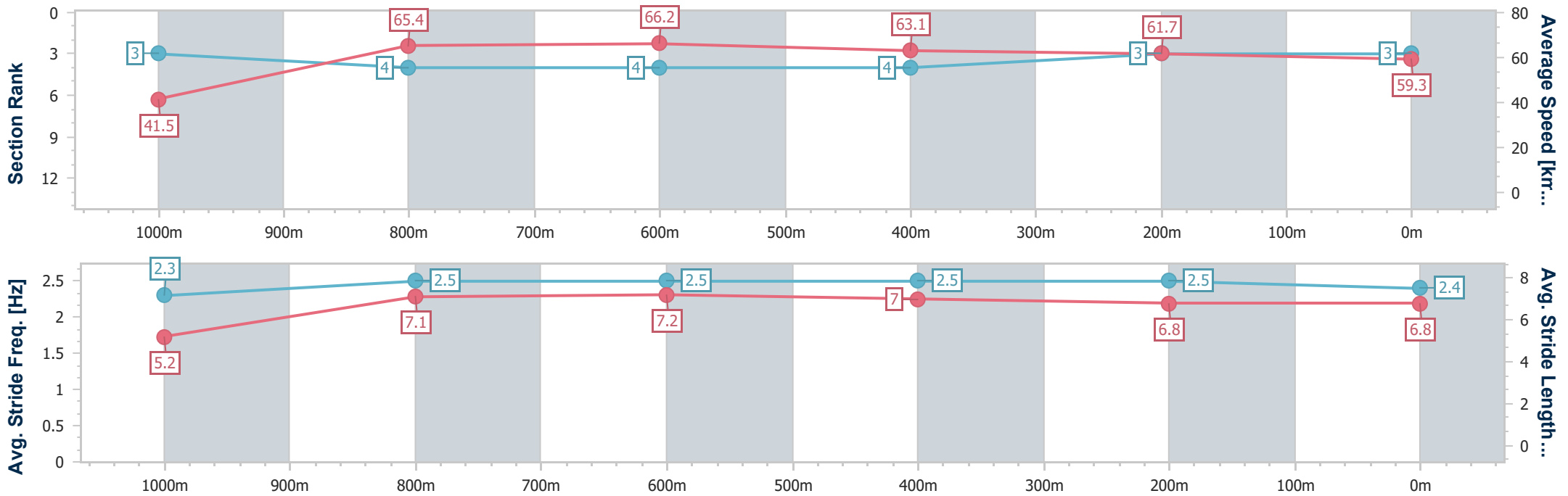
Horse/Jockey Name	Gold Fever
Final Rank	3
Fastest Section Time (Section)	0:08.66 (Overall)
Top Speed [km/h] (Section)	66.9 (800m)
Race State	Finished



Ipswich QLD Professional
 Race 6: BARRIER REEF POOLS Maiden Plate - 1100m
 09 March 2024 - 14:20
 Track Rating: Soft 5, Weather: Fine, Rail Position: +10m



Section	Overall	1000m	800m	600m	400m	200m
Section Times	1:05.78 [3] (0:08.66)	0:57.12 [3] (0:11.04)	0:46.08 [4] (0:10.87)	0:35.21 [4] (0:11.38)	0:23.83 [4] (0:11.70)	0:12.13 [3] (0:12.13)
Average Speed [km/h]	41.5	65.4	66.2	63.1	61.7	59.3
Top Speed [km/h]	64.8	66.2	66.9	65.2	62.8	60.8
Avg. Dist. to Rail [m]	3.3	0.7	0.7	0.9	1.6	3.9
Avg. Stride Freq. [Hz]	2.3	2.5	2.5	2.5	2.5	2.4
Avg. Stride Length [m]	5.2	7.1	7.2	7.0	6.8	6.8



- [] Ranking at each section and finish
- .-.- No data available at this section
- NA No data available



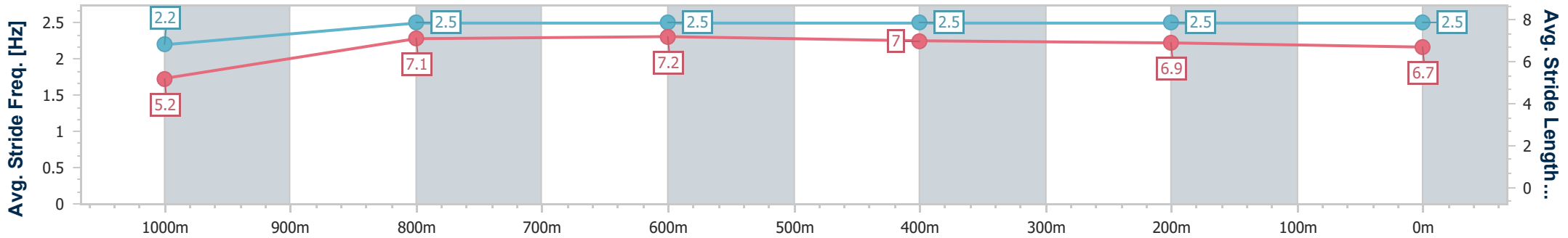
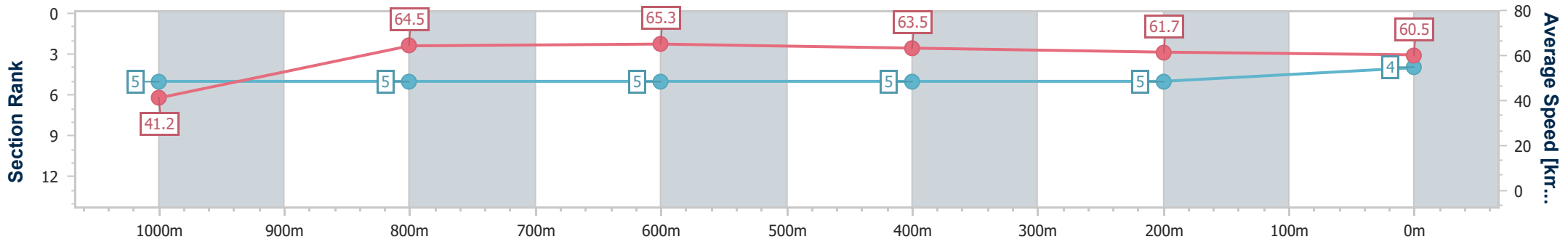
Horse/Jockey Name	Little Charmer
Final Rank	4
Fastest Section Time (Section)	0:08.77 (Overall)
Top Speed [km/h] (Section)	66.0 (800m)
Race State	Finished



Ipswich QLD Professional
 Race 6: BARRIER REEF POOLS Maiden Plate - 1100m
 09 March 2024 - 14:20
 Track Rating: Soft 5, Weather: Fine, Rail Position: +10m



Section	Overall	1000m	800m	600m	400m	200m
Section Times	1:05.81 [4] (0:08.77)	0:57.04 [5] (0:11.16)	0:45.88 [5] (0:10.99)	0:34.89 [5] (0:11.28)	0:23.61 [5] (0:11.73)	0:11.88 [5] (0:11.88)
Average Speed [km/h]	41.2	64.5	65.3	63.5	61.7	60.5
Top Speed [km/h]	63.5	65.5	66.0	65.4	62.2	61.3
Avg. Dist. to Rail [m]	2.2	0.4	0.9	1.2	2.2	6.3
Avg. Stride Freq. [Hz]	2.2	2.5	2.5	2.5	2.5	2.5
Avg. Stride Length [m]	5.2	7.1	7.2	7.0	6.9	6.7



- [] Ranking at each section and finish
- .-.- No data available at this section
- NA No data available



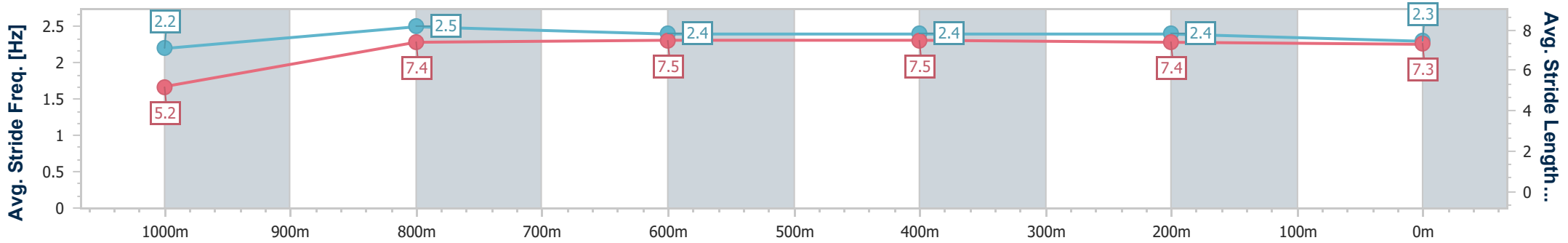
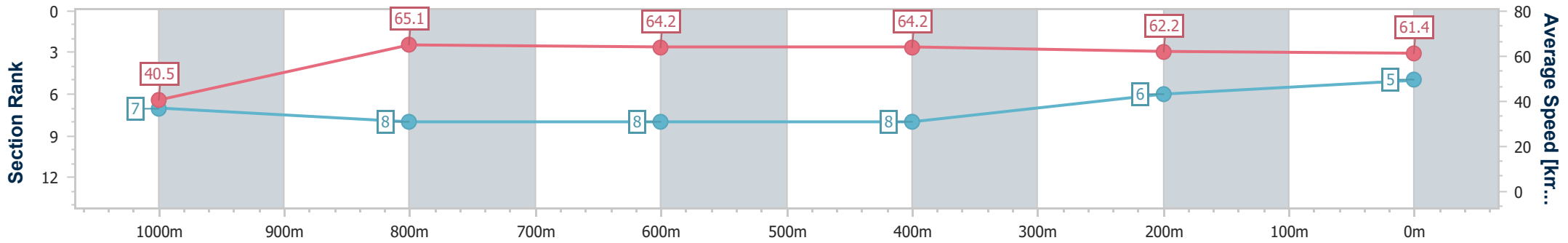
Horse/Jockey Name	Summer Ready
Final Rank	5
Fastest Section Time (Section)	0:08.92 (Overall)
Top Speed [km/h] (Section)	66.4 (1000m)
Race State	Finished



Ipswich QLD Professional
 Race 6: BARRIER REEF POOLS Maiden Plate - 1100m
 09 March 2024 - 14:20
 Track Rating: Soft 5, Weather: Fine, Rail Position: +10m



Section	Overall	1000m	800m	600m	400m	200m
Section Times	1:06.06 [5] (0:08.92)	0:57.14 [7] (0:11.16)	0:45.98 [8] (0:11.26)	0:34.72 [8] (0:11.28)	0:23.44 [8] (0:11.66)	0:11.78 [6]
Average Speed [km/h]	40.5	65.1	64.2	64.2	62.2	61.4
Top Speed [km/h]	61.7	66.4	65.1	65.2	63.1	62.5
Avg. Dist. to Rail [m]	8.7	4.5	1.4	1.5	3.2	2.6
Avg. Stride Freq. [Hz]	2.2	2.5	2.4	2.4	2.4	2.3
Avg. Stride Length [m]	5.2	7.4	7.5	7.5	7.4	7.3



- [] Ranking at each section and finish
- .-.- No data available at this section
- NA No data available



Horse/Jockey Name	Ready To Boom
Final Rank	6
Fastest Section Time (Section)	0:08.62 (Overall)
Top Speed [km/h] (Section)	66.4 (800m)
Race State	Finished



Ipswich QLD Professional

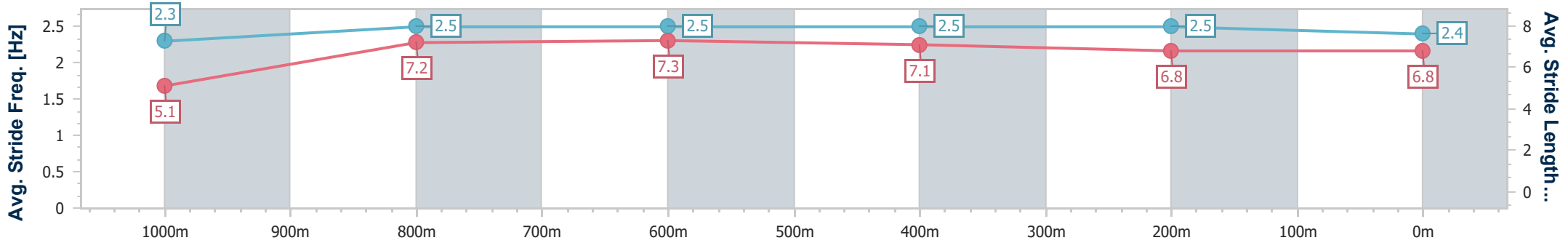
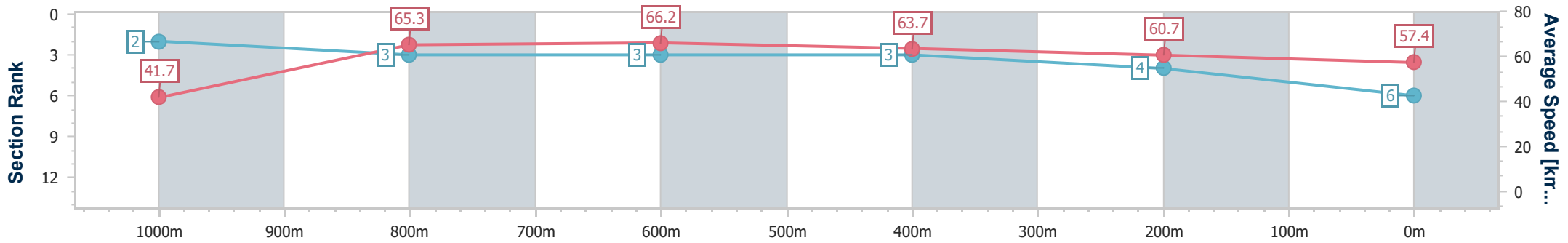
Race 6: BARRIER REEF POOLS Maiden Plate - 1100m

09 March 2024 - 14:20

Track Rating: Soft 5, Weather: Fine, Rail Position: +10m



Section	Overall	1000m	800m	600m	400m	200m
Section Times	1:06.29 [6] (0:08.62)	0:57.67 [2] (0:11.06)	0:46.61 [3] (0:10.88)	0:35.73 [3] (0:11.29)	0:24.44 [3] (0:11.91)	0:12.53 [4] (0:12.53)
Average Speed [km/h]	41.7	65.3	66.2	63.7	60.7	57.4
Top Speed [km/h]	63.9	66.1	66.4	65.8	61.8	59.6
Avg. Dist. to Rail [m]	4.2	1.4	0.5	0.2	1.8	4.4
Avg. Stride Freq. [Hz]	2.3	2.5	2.5	2.5	2.5	2.4
Avg. Stride Length [m]	5.1	7.2	7.3	7.1	6.8	6.8



- [] Ranking at each section and finish
- .-.- No data available at this section
- NA No data available



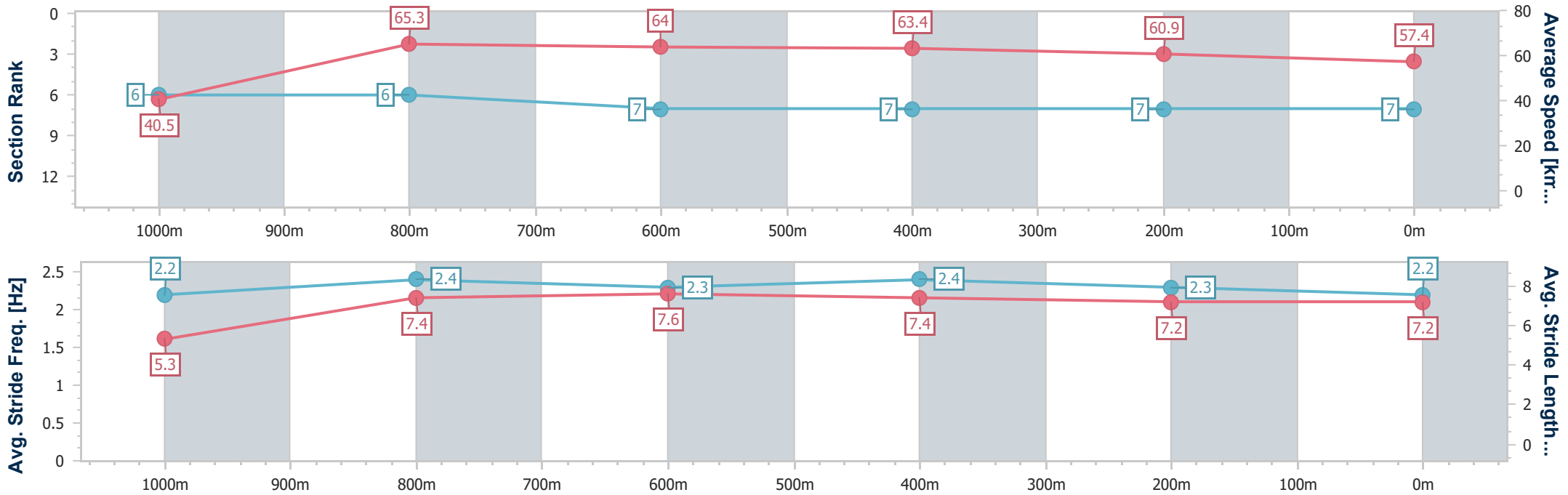
Horse/Jockey Name	Mastercard
Final Rank	7
Fastest Section Time (Section)	0:08.85 (Overall)
Top Speed [km/h] (Section)	65.9 (1000m)
Race State	Finished



Ipswich QLD Professional
 Race 6: BARRIER REEF POOLS Maiden Plate - 1100m
 09 March 2024 - 14:20
 Track Rating: Soft 5, Weather: Fine, Rail Position: +10m



Section	Overall	1000m	800m	600m	400m	200m
Section Times	1:06.94 [7] (0:08.85)	0:58.09 [6] (0:11.11)	0:46.98 [6] (0:11.26)	0:35.72 [7] (0:11.37)	0:24.35 [7] (0:11.81)	0:12.54 [7] (0:12.54)
Average Speed [km/h]	40.5	65.3	64.0	63.4	60.9	57.4
Top Speed [km/h]	62.6	65.9	64.9	65.1	62.5	59.8
Avg. Dist. to Rail [m]	2.1	1.3	0.7	0.3	0.3	0.8
Avg. Stride Freq. [Hz]	2.2	2.4	2.3	2.4	2.3	2.2
Avg. Stride Length [m]	5.3	7.4	7.6	7.4	7.2	7.2



- [] Ranking at each section and finish
- .-.- No data available at this section
- NA No data available



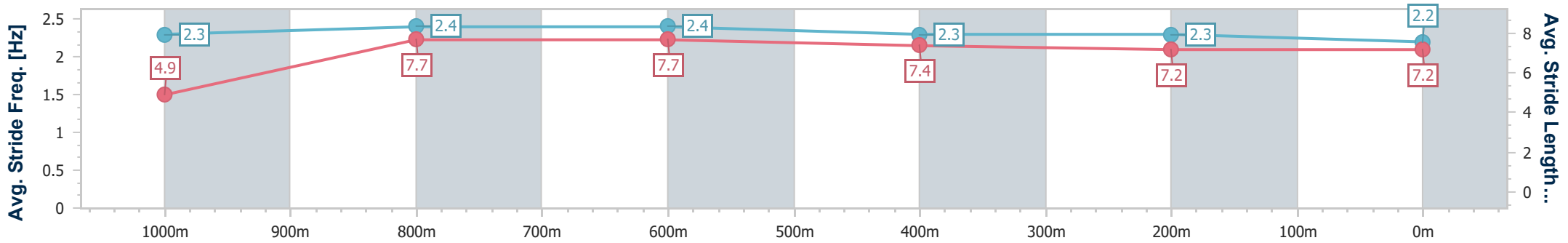
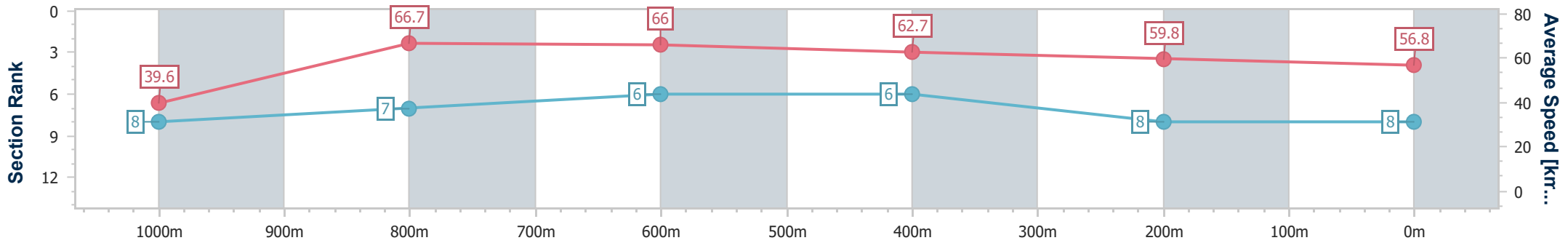
Horse/Jockey Name	Denim Desert
Final Rank	8
Fastest Section Time (Section)	0:09.10 (Overall)
Top Speed [km/h] (Section)	67.8 (1000m)
Race State	Finished



Ipswich QLD Professional
 Race 6: BARRIER REEF POOLS Maiden Plate - 1100m
 09 March 2024 - 14:20
 Track Rating: Soft 5, Weather: Fine, Rail Position: +10m



Section	Overall	1000m	800m	600m	400m	200m
Section Times	1:07.25 [8] (0:09.10)	0:58.15 [8] (0:10.87)	0:47.28 [7] (0:10.96)	0:36.32 [6] (0:11.52)	0:24.80 [6] (0:12.15)	0:12.65 [8]
Average Speed [km/h]	39.6	66.7	66.0	62.7	59.8	56.8
Top Speed [km/h]	64.4	67.8	66.4	64.9	60.8	59.9
Avg. Dist. to Rail [m]	8.0	2.3	0.7	0.9	2.5	1.6
Avg. Stride Freq. [Hz]	2.3	2.4	2.4	2.3	2.3	2.2
Avg. Stride Length [m]	4.9	7.7	7.7	7.4	7.2	7.2



- [] Ranking at each section and finish
- .-.- No data available at this section
- NA No data available