



Ipswich QLD Professional

Race 9: BANK OF QLD WINSTON GLADES Class 1 Plate - 1350m

09 March 2024 - 16:06



Track Rating: Soft 5, Weather: Fine, Rail Position: +10m

| Section | | Overall | 1200m | 1000m | 800m | 600m | 400m | Last 600m | | | | | |
|-------------|-----|--|----------------------|----------------------|----------------------|--------------------------|--------------------------|--------------------------|--------------------------|--------------------------|--------------------------|---------------------------|----|
| Field Times | | 1:22.18 (0:11.35) | 1:10.83 (0:11.18) | 0:59.65 (0:11.67) | 0:47.98 (0:11.80) | 0:36.18 (0:11.91) | 0:24.27 (0:12.14) | 0:36.18 | | | | | |
| Rank | TAB | Horse/Jockey | Barrier | Top Speed [km/h] | Fastest Section | | | | | | | Distance Travelled [m] | |
| 1 | 7 | MILLWARD Emily Lang | 7 | 63.8 1200m | 0:11.46 1200m | 1:22.18 [1] (0:11.54) | 1:10.64 [4] (0:11.46) | 0:59.18 [5] (0:11.69) | 0:47.49 [5] (0:11.60) | 0:35.89 [5] (0:11.75) | 0:24.14 [3] (0:12.09) | 0:35.89 | |
| 2 | 3 | DRIALLE Noel Callow | 3 | 65.8 1200m | 0:11.26 1200m | 1:22.18 [2] (0:11.42) | 1:10.76 [3] (0:11.26) | 0:59.50 [2] (0:11.72) | 0:47.78 [3] (0:11.81) | 0:35.97 [3] (0:11.92) | 0:24.05 [5] (0:12.11) | 0:35.97 | -7 |
| 3 | 1 | CONNECTICUT Micheal Hellyer | 1 | 67.1 1200m | 0:11.19 1200m | 1:22.20 [3] (0:11.64) | 1:10.56 [5] (0:11.19) | 0:59.37 [4] (0:11.80) | 0:47.57 [4] (0:11.66) | 0:35.91 [4] (0:11.82) | 0:24.09 [4] (0:12.03) | 0:35.91 | -3 |
| 4 | 9 | PRADO Karl Zechner | 9 | 65.1 Overall | 0:11.43 1200m | 1:22.30 [4] (0:11.93) | 1:10.37 [7] (0:11.43) | 0:58.94 [7] (0:11.69) | 0:47.25 [7] (0:11.53) | 0:35.72 [7] (0:11.75) | 0:23.97 [6] (0:11.88) | 0:35.72 | -3 |
| 5 | 10 | SEVENTIES HIT Jag Guthmann-Chester | 10 | 67.1 1200m | 0:11.18 1200m | 1:22.55 [5] (0:11.35) | 1:11.20 [1] (0:11.18) | 1:00.02 [1] (0:11.67) | 0:48.35 [1] (0:11.80) | 0:36.55 [1] (0:11.94) | 0:24.61 [2] (0:12.11) | 0:36.55 | -5 |
| 6 | 5 | HIS HONOUR Scott Galloway | 5 | 65.5 1200m | 0:11.36 1200m | 1:22.79 [6] (0:11.37) | 1:11.42 [2] (0:11.36) | 1:00.06 [3] (0:11.61) | 0:48.45 [2] (0:11.71) | 0:36.74 [2] (0:11.86) | 0:24.88 [1] (0:12.14) | 0:36.74 | -3 |
| 7 | 11 | BACK 'EM BLACK Andrew Spinks | 11 | 64.2 1200m | 0:11.39 800m | 1:22.80 [7] (0:12.13) | 1:10.67 [8] (0:11.45) | 0:59.22 [9] (0:11.78) | 0:47.44 [9] (0:11.39) | 0:36.05 [8] (0:11.73) | 0:24.32 [7] (0:11.94) | 0:36.05 | -2 |
| 8 | 4 | EVERLAST Luke Miller | 4 | 65.8 1200m | 0:11.25 1200m | 1:23.65 [8] (0:12.20) | 1:11.45 [9] (0:11.25) | 1:00.20 [8] (0:11.89) | 0:48.31 [8] (0:11.51) | 0:36.80 [9] (0:11.87) | 0:24.93 [9] (0:12.29) | 0:36.80 | +2 |
| 9 | 2 | CYGNET RIVER Jai Williams | 2 | 64.4 1200m | 0:11.44 1200m | 1:23.69 [9] (0:11.81) | 1:11.88 [6] (0:11.44) | 1:00.44 [6] (0:11.68) | 0:48.76 [6] (0:11.64) | 0:37.12 [6] (0:12.02) | 0:25.10 [8] (0:12.34) | 0:37.12 | -6 |

Scratched: Satashi (#12), Red Star Rubi (#14), Powerful Eagle (#8), Houston Rocket (#6), Street Smarts (#13), Coodarady (#16), Holy Trojan (#15), Termite (#17)

[] Ranking at each section and finish
 -:-:- No data available at this section
 NA No data available

SCN Saddle cloth number
 DNF Did not finish
 DNT Did not track

Track Rating: Soft 5, Weather: Fine, Rail Position: +10m

| Section | | | | 200m | | | | Last 600m | |
|-------------|-----|--|---------|----------------------|------------------|--------------------------|---------|-----------|------------------------|
| Field Times | | | | 0:12.13 (0:12.13) | | | | 0:36.18 | |
| Rank | TAB | Horse/Jockey | Barrier | Top Speed [km/h] | Fastest Section | Margin | | | Distance Travelled [m] |
| 1 | 7 | MILLWARD Emily Lang | 7 | 63.8 1200m | 0:11.46 1200m | 0:12.05 [3] (0:12.05) | 1:22.18 | | 0:35.89 |
| 2 | 3 | DRIALLE Noel Callow | 3 | 65.8 1200m | 0:11.26 1200m | 0:11.94 [6] (0:11.94) | 0L | | 0:35.97 -7 |
| 3 | 1 | CONNECTICUT Micheal Hellyer | 1 | 67.1 1200m | 0:11.19 1200m | 0:12.06 [4] (0:12.06) | 0.02L | | 0:35.91 -3 |
| 4 | 9 | PRADO Karl Zechner | 9 | 65.1 Overall | 0:11.43 1200m | 0:12.09 [5] (0:12.09) | 0.1L | | 0:35.72 -3 |
| 5 | 10 | SEVENTIES HIT Jag Guthmann-Chester | 10 | 67.1 1200m | 0:11.18 1200m | 0:12.50 [2] (0:12.50) | 0.25L | | 0:36.55 -5 |
| 6 | 5 | HIS HONOUR Scott Galloway | 5 | 65.5 1200m | 0:11.36 1200m | 0:12.74 [1] (0:12.74) | 0.24L | | 0:36.74 -3 |
| 7 | 11 | BACK 'EM BLACK Andrew Spinks | 11 | 64.2 1200m | 0:11.39 800m | 0:12.38 [7] (0:12.38) | 0.01L | | 0:36.05 -2 |
| 8 | 4 | EVERLAST Luke Miller | 4 | 65.8 1200m | 0:11.25 1200m | 0:12.64 [9] (0:12.64) | 0.85L | | 0:36.80 +2 |
| 9 | 2 | CYGNET RIVER Jai Williams | 2 | 64.4 1200m | 0:11.44 1200m | 0:12.76 [8] (0:12.76) | 0.04L | | 0:37.12 -6 |

Scratched: Satashi (#12), Red Star Rubi (#14), Powerful Eagle (#8), Houston Rocket (#6), Street Smarts (#13), Coodarady (#16), Holy Trojan (#15), Termite (#17)



| | |
|--------------------------------|-----------------|
| Horse/Jockey Name | Millward |
| Final Rank | 1 |
| Fastest Section Time (Section) | 0:11.46 (1200m) |
| Top Speed [km/h] (Section) | 63.8 (1200m) |
| Race State | Finished |



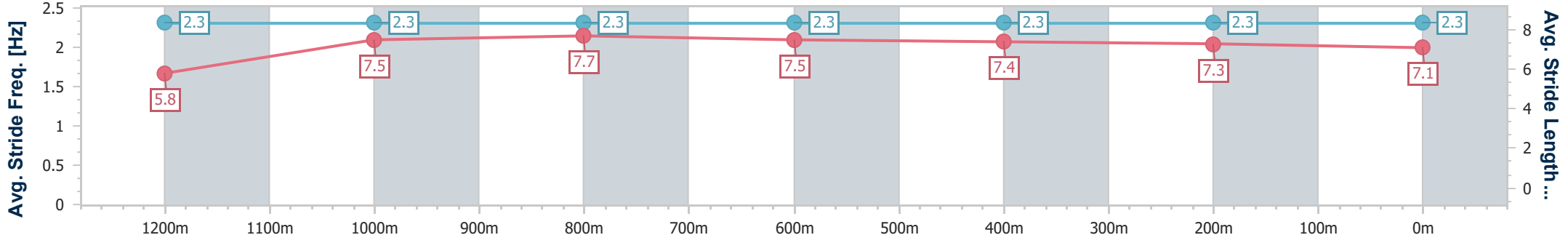
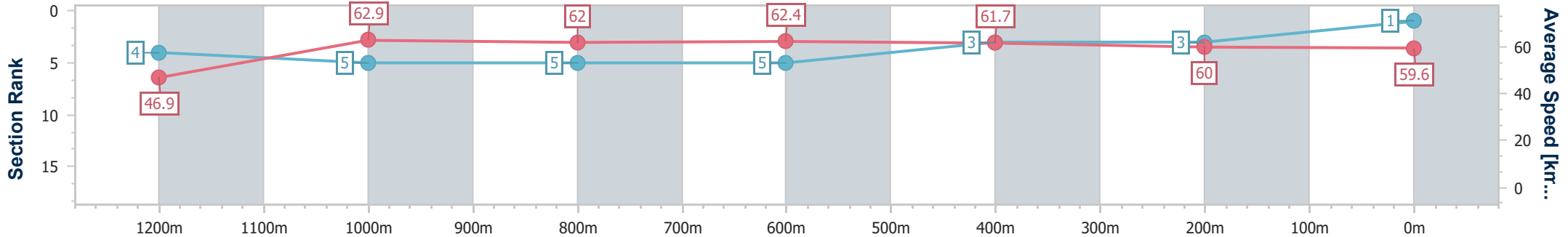
Ipswich QLD Professional
Race 9: BANK OF QLD WINSTON GLADES Class 1 Plate - 1350m



09 March 2024 - 16:06

Track Rating: Soft 5, Weather: Fine, Rail Position: +10m

| Section | Overall | 1200m | 1000m | 800m | 600m | 400m | 200m |
|------------------------|--------------------------|--------------------------|--------------------------|--------------------------|--------------------------|--------------------------|--------------------------|
| Section Times | 1:22.18 [1] (0:11.54) | 1:10.64 [4] (0:11.46) | 0:59.18 [5] (0:11.69) | 0:47.49 [5] (0:11.60) | 0:35.89 [5] (0:11.75) | 0:24.14 [3] (0:12.09) | 0:12.05 [3] (0:12.05) |
| Average Speed [km/h] | 46.9 | 62.9 | 62.0 | 62.4 | 61.7 | 60.0 | 59.6 |
| Top Speed [km/h] | 62.8 | 63.8 | 63.6 | 63.7 | 62.4 | 61.0 | 60.5 |
| Avg. Dist. to Rail [m] | 2.3 | 1.2 | 1.8 | 1.3 | 1.9 | 2.8 | 3.4 |
| Avg. Stride Freq. [Hz] | 2.3 | 2.3 | 2.3 | 2.3 | 2.3 | 2.3 | 2.3 |
| Avg. Stride Length [m] | 5.8 | 7.5 | 7.7 | 7.5 | 7.4 | 7.3 | 7.1 |



- [] Ranking at each section and finish
- .-.- No data available at this section
- NA No data available



| | |
|--------------------------------|-----------------|
| Horse/Jockey Name | Drialle |
| Final Rank | 2 |
| Fastest Section Time (Section) | 0:11.26 (1200m) |
| Top Speed [km/h] (Section) | 65.8 (1200m) |
| Race State | Finished |



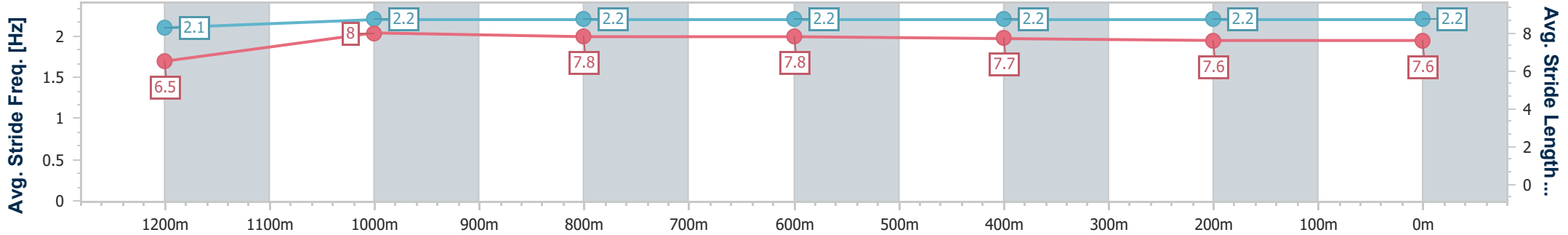
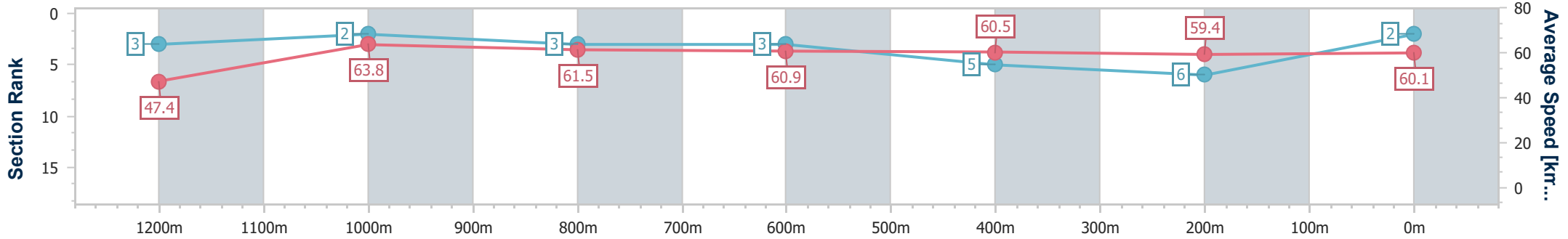
Ipswich QLD Professional
Race 9: BANK OF QLD WINSTON GLADES Class 1 Plate - 1350m



09 March 2024 - 16:06

Track Rating: Soft 5, Weather: Fine, Rail Position: +10m

| Section | Overall | 1200m | 1000m | 800m | 600m | 400m | 200m |
|------------------------|--------------------------|--------------------------|--------------------------|--------------------------|--------------------------|--------------------------|--------------------------|
| Section Times | 1:22.18 [2] (0:11.42) | 1:10.76 [3] (0:11.26) | 0:59.50 [2] (0:11.72) | 0:47.78 [3] (0:11.81) | 0:35.97 [3] (0:11.92) | 0:24.05 [5] (0:12.11) | 0:11.94 [6] (0:11.94) |
| Average Speed [km/h] | 47.4 | 63.8 | 61.5 | 60.9 | 60.5 | 59.4 | 60.1 |
| Top Speed [km/h] | 64.8 | 65.8 | 62.2 | 62.1 | 61.0 | 61.4 | 62.0 |
| Avg. Dist. to Rail [m] | 1.6 | 0.9 | 0.6 | 0.5 | 0.5 | 0.7 | 1.1 |
| Avg. Stride Freq. [Hz] | 2.1 | 2.2 | 2.2 | 2.2 | 2.2 | 2.2 | 2.2 |
| Avg. Stride Length [m] | 6.5 | 8.0 | 7.8 | 7.8 | 7.7 | 7.6 | 7.6 |



- [] Ranking at each section and finish
- .-.- No data available at this section
- NA No data available



| | |
|--------------------------------|-----------------|
| Horse/Jockey Name | Connecticut |
| Final Rank | 3 |
| Fastest Section Time (Section) | 0:11.19 (1200m) |
| Top Speed [km/h] (Section) | 67.1 (1200m) |
| Race State | Finished |



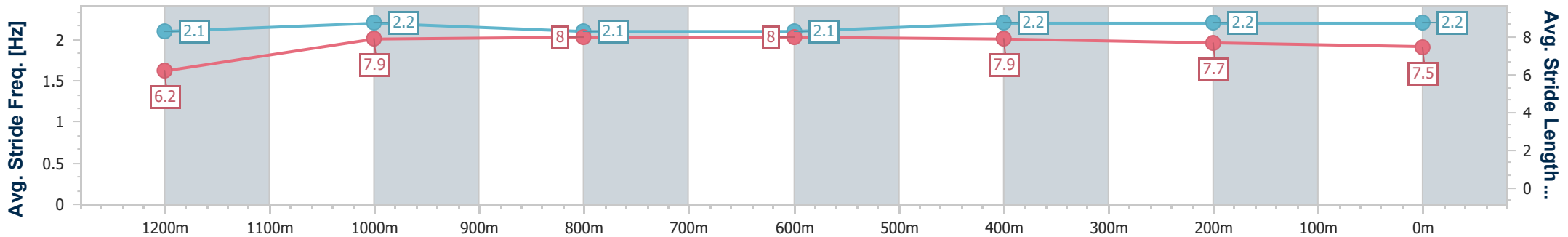
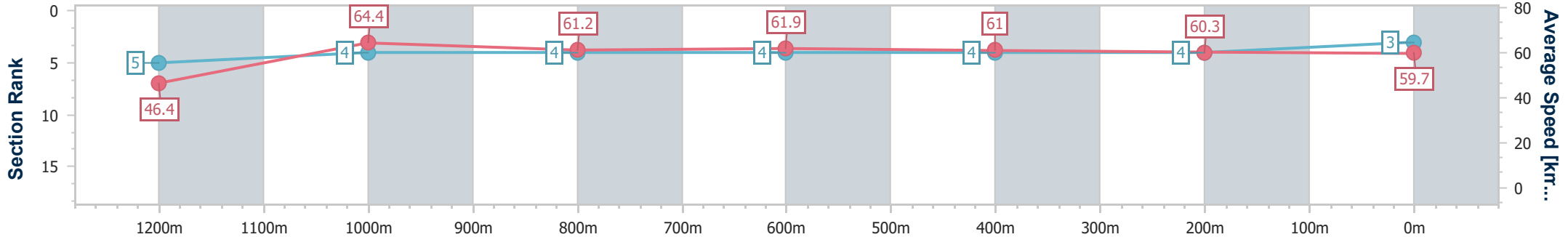
Ipswich QLD Professional
Race 9: BANK OF QLD WINSTON GLADES Class 1 Plate - 1350m



09 March 2024 - 16:06

Track Rating: Soft 5, Weather: Fine, Rail Position: +10m

| Section | Overall | 1200m | 1000m | 800m | 600m | 400m | 200m |
|------------------------|--------------------------|--------------------------|--------------------------|--------------------------|--------------------------|--------------------------|--------------------------|
| Section Times | 1:22.20 [3] (0:11.64) | 1:10.56 [5] (0:11.19) | 0:59.37 [4] (0:11.80) | 0:47.57 [4] (0:11.66) | 0:35.91 [4] (0:11.82) | 0:24.09 [4] (0:12.03) | 0:12.06 [4] (0:12.06) |
| Average Speed [km/h] | 46.4 | 64.4 | 61.2 | 61.9 | 61.0 | 60.3 | 59.7 |
| Top Speed [km/h] | 64.2 | 67.1 | 63.0 | 62.9 | 61.7 | 60.6 | 60.5 |
| Avg. Dist. to Rail [m] | 2.0 | 0.7 | 0.8 | 0.6 | 0.9 | 1.7 | 2.0 |
| Avg. Stride Freq. [Hz] | 2.1 | 2.2 | 2.1 | 2.1 | 2.2 | 2.2 | 2.2 |
| Avg. Stride Length [m] | 6.2 | 7.9 | 8.0 | 8.0 | 7.9 | 7.7 | 7.5 |



- [] Ranking at each section and finish
- .-.- No data available at this section
- NA No data available



| | |
|--------------------------------|-----------------|
| Horse/Jockey Name | Prado |
| Final Rank | 4 |
| Fastest Section Time (Section) | 0:11.43 (1200m) |
| Top Speed [km/h] (Section) | 65.1 (Overall) |
| Race State | Finished |



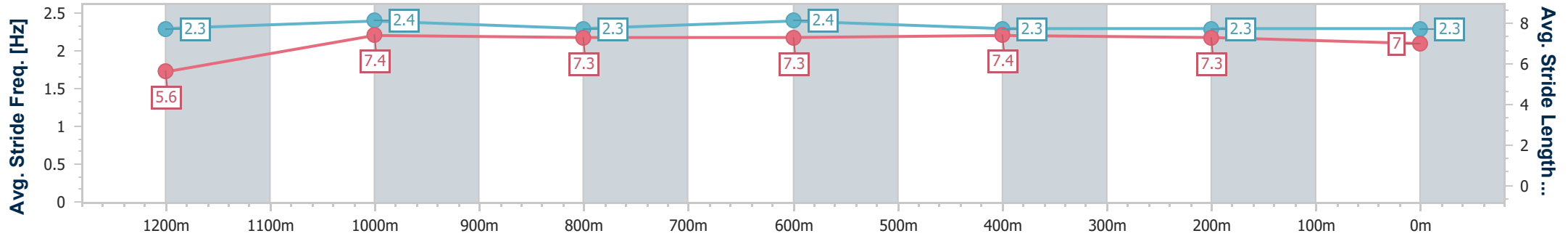
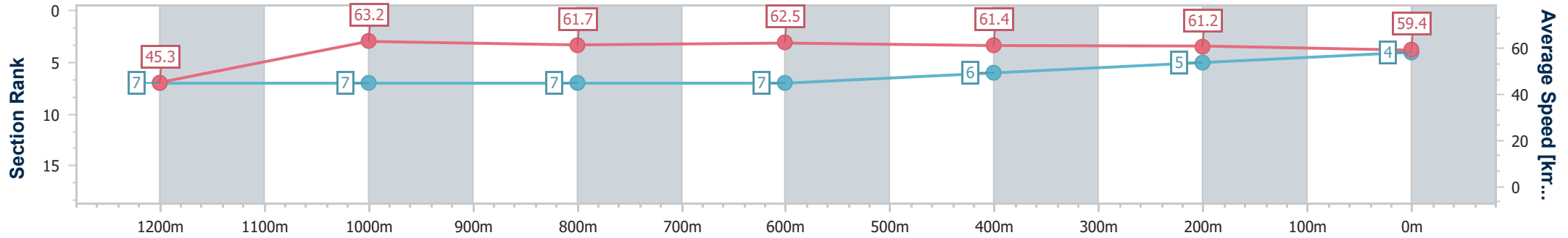
Ipswich QLD Professional
Race 9: BANK OF QLD WINSTON GLADES Class 1 Plate - 1350m



09 March 2024 - 16:06

Track Rating: Soft 5, Weather: Fine, Rail Position: +10m

| Section | Overall | 1200m | 1000m | 800m | 600m | 400m | 200m |
|------------------------|--------------------------|--------------------------|--------------------------|--------------------------|--------------------------|--------------------------|--------------------------|
| Section Times | 1:22.30 [4] (0:11.93) | 1:10.37 [7] (0:11.43) | 0:58.94 [7] (0:11.69) | 0:47.25 [7] (0:11.53) | 0:35.72 [7] (0:11.75) | 0:23.97 [6] (0:11.88) | 0:12.09 [5] (0:12.09) |
| Average Speed [km/h] | 45.3 | 63.2 | 61.7 | 62.5 | 61.4 | 61.2 | 59.4 |
| Top Speed [km/h] | 65.1 | 65.0 | 62.6 | 63.1 | 62.3 | 62.3 | 61.5 |
| Avg. Dist. to Rail [m] | 3.5 | 0.9 | 1.0 | 0.6 | 0.6 | 2.5 | 4.7 |
| Avg. Stride Freq. [Hz] | 2.3 | 2.4 | 2.3 | 2.4 | 2.3 | 2.3 | 2.3 |
| Avg. Stride Length [m] | 5.6 | 7.4 | 7.3 | 7.3 | 7.4 | 7.3 | 7.0 |



- [] Ranking at each section and finish
- .-.- No data available at this section
- NA No data available



| | |
|--------------------------------|-----------------|
| Horse/Jockey Name | Seventies Hit |
| Final Rank | 5 |
| Fastest Section Time (Section) | 0:11.18 (1200m) |
| Top Speed [km/h] (Section) | 67.1 (1200m) |
| Race State | Finished |



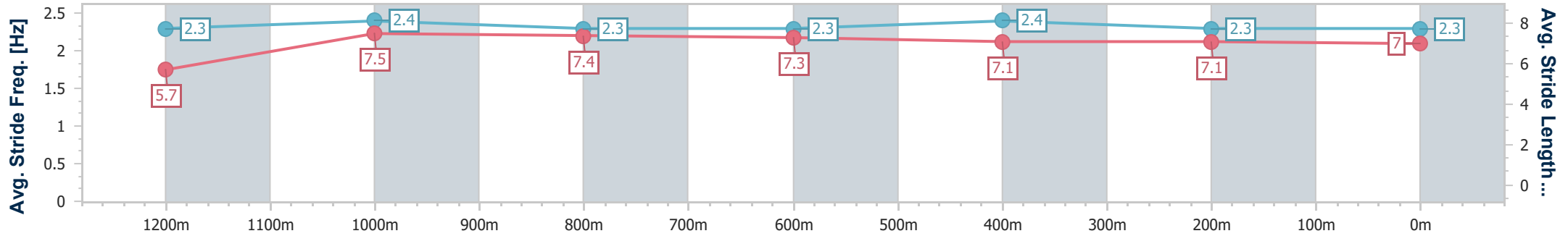
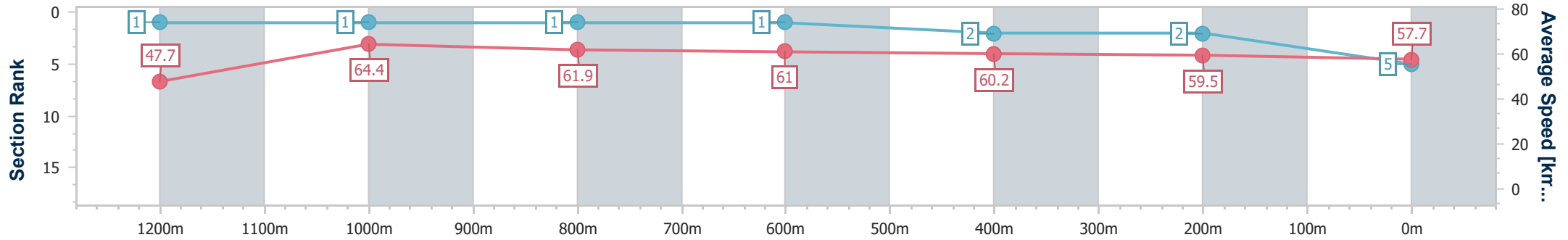
Ipswich QLD Professional
Race 9: BANK OF QLD WINSTON GLADES Class 1 Plate - 1350m



09 March 2024 - 16:06

Track Rating: Soft 5, Weather: Fine, Rail Position: +10m

| Section | Overall | 1200m | 1000m | 800m | 600m | 400m | 200m |
|------------------------|--------------------------|--------------------------|--------------------------|--------------------------|--------------------------|--------------------------|--------------------------|
| Section Times | 1:22.55 [5] (0:11.35) | 1:11.20 [1] (0:11.18) | 1:00.02 [1] (0:11.67) | 0:48.35 [1] (0:11.80) | 0:36.55 [1] (0:11.94) | 0:24.61 [2] (0:12.11) | 0:12.50 [2] (0:12.50) |
| Average Speed [km/h] | 47.7 | 64.4 | 61.9 | 61.0 | 60.2 | 59.5 | 57.7 |
| Top Speed [km/h] | 64.7 | 67.1 | 62.8 | 61.9 | 61.3 | 60.2 | 59.2 |
| Avg. Dist. to Rail [m] | 3.9 | 1.8 | 1.0 | 0.4 | 0.5 | 0.5 | 0.2 |
| Avg. Stride Freq. [Hz] | 2.3 | 2.4 | 2.3 | 2.3 | 2.4 | 2.3 | 2.3 |
| Avg. Stride Length [m] | 5.7 | 7.5 | 7.4 | 7.3 | 7.1 | 7.1 | 7.0 |



- [] Ranking at each section and finish
- .-.- No data available at this section
- NA No data available



| | |
|--------------------------------|-----------------|
| Horse/Jockey Name | His Honour |
| Final Rank | 6 |
| Fastest Section Time (Section) | 0:11.36 (1200m) |
| Top Speed [km/h] (Section) | 65.5 (1200m) |
| Race State | Finished |



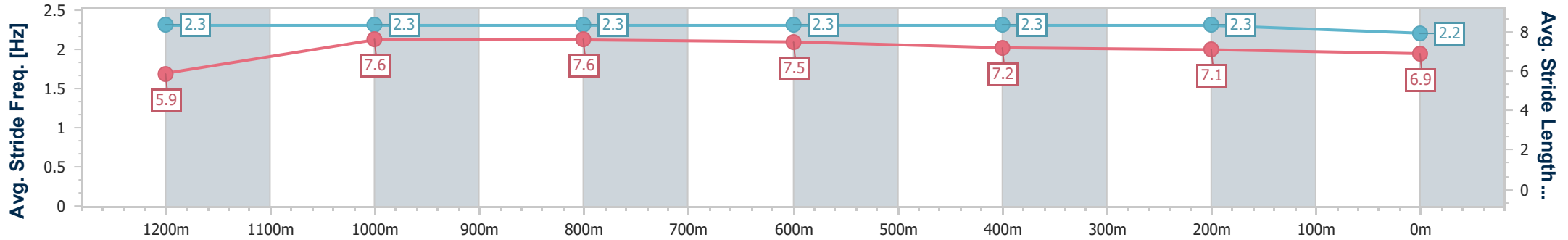
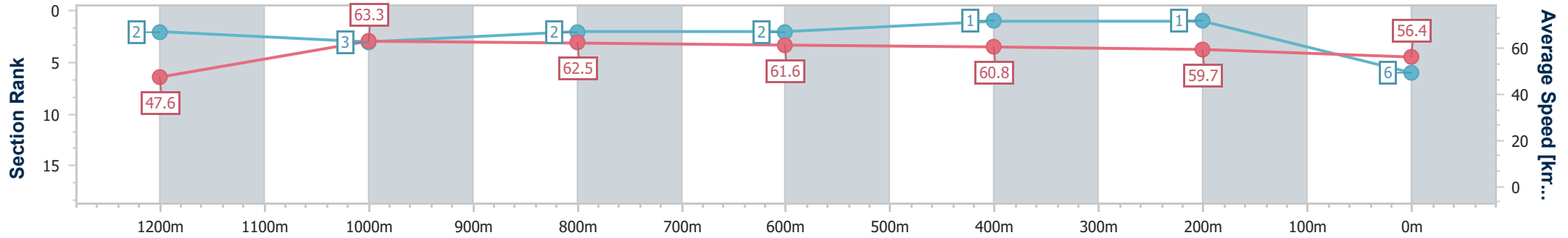
Ipswich QLD Professional
Race 9: BANK OF QLD WINSTON GLADES Class 1 Plate - 1350m



09 March 2024 - 16:06

Track Rating: Soft 5, Weather: Fine, Rail Position: +10m

| Section | Overall | 1200m | 1000m | 800m | 600m | 400m | 200m |
|------------------------|--------------------------|--------------------------|--------------------------|--------------------------|--------------------------|--------------------------|--------------------------|
| Section Times | 1:22.79 [6] (0:11.37) | 1:11.42 [2] (0:11.36) | 1:00.06 [3] (0:11.61) | 0:48.45 [2] (0:11.71) | 0:36.74 [2] (0:11.86) | 0:24.88 [1] (0:12.14) | 0:12.74 [1] (0:12.74) |
| Average Speed [km/h] | 47.6 | 63.3 | 62.5 | 61.6 | 60.8 | 59.7 | 56.4 |
| Top Speed [km/h] | 65.4 | 65.5 | 63.3 | 63.3 | 61.8 | 61.0 | 58.8 |
| Avg. Dist. to Rail [m] | 1.6 | 0.5 | 0.9 | 0.6 | 0.5 | 1.0 | 0.8 |
| Avg. Stride Freq. [Hz] | 2.3 | 2.3 | 2.3 | 2.3 | 2.3 | 2.3 | 2.2 |
| Avg. Stride Length [m] | 5.9 | 7.6 | 7.6 | 7.5 | 7.2 | 7.1 | 6.9 |



- [] Ranking at each section and finish
- .-.- No data available at this section
- NA No data available



| | |
|--------------------------------|----------------|
| Horse/Jockey Name | Back 'Em Black |
| Final Rank | 7 |
| Fastest Section Time (Section) | 0:11.39 (800m) |
| Top Speed [km/h] (Section) | 64.2 (1200m) |
| Race State | Finished |



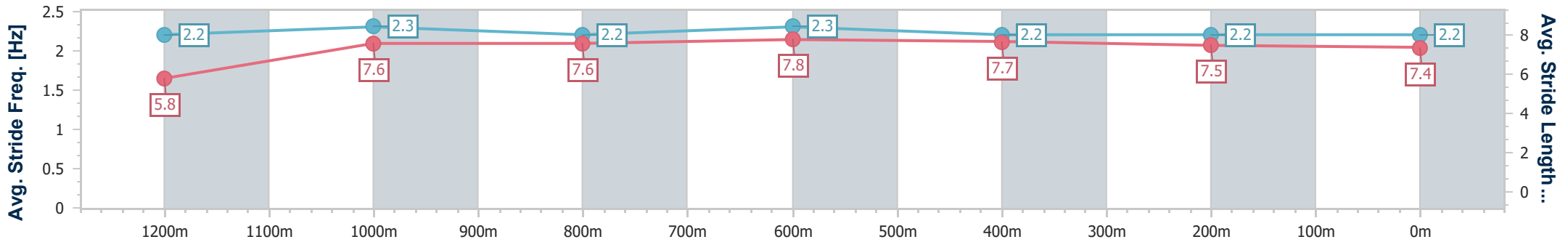
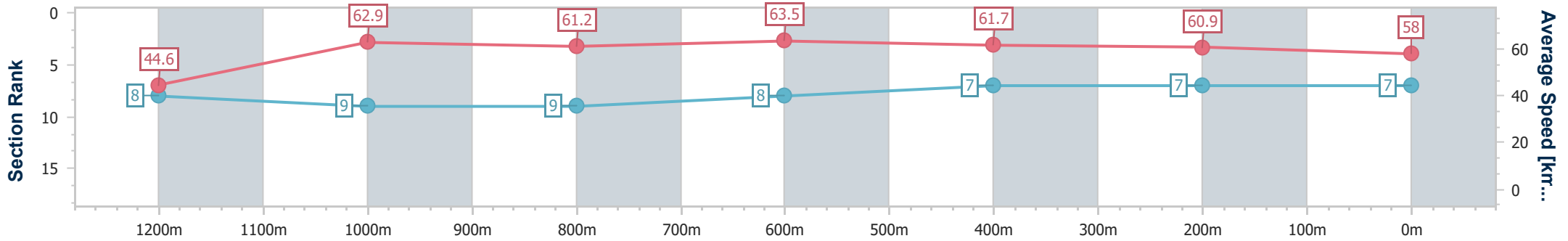
Ipswich QLD Professional
Race 9: BANK OF QLD WINSTON GLADES Class 1 Plate - 1350m



09 March 2024 - 16:06

Track Rating: Soft 5, Weather: Fine, Rail Position: +10m

| Section | Overall | 1200m | 1000m | 800m | 600m | 400m | 200m |
|------------------------|--------------------------|--------------------------|--------------------------|--------------------------|--------------------------|--------------------------|--------------------------|
| Section Times | 1:22.80 [7] (0:12.13) | 1:10.67 [8] (0:11.45) | 0:59.22 [9] (0:11.78) | 0:47.44 [9] (0:11.39) | 0:36.05 [8] (0:11.73) | 0:24.32 [7] (0:11.94) | 0:12.38 [7] (0:12.38) |
| Average Speed [km/h] | 44.6 | 62.9 | 61.2 | 63.5 | 61.7 | 60.9 | 58.0 |
| Top Speed [km/h] | 61.5 | 64.2 | 62.5 | 64.1 | 62.5 | 62.3 | 60.2 |
| Avg. Dist. to Rail [m] | 1.2 | 0.5 | 0.8 | 0.7 | 1.5 | 2.3 | 2.8 |
| Avg. Stride Freq. [Hz] | 2.2 | 2.3 | 2.2 | 2.3 | 2.2 | 2.2 | 2.2 |
| Avg. Stride Length [m] | 5.8 | 7.6 | 7.6 | 7.8 | 7.7 | 7.5 | 7.4 |



- [] Ranking at each section and finish
- .-.- No data available at this section
- NA No data available



| | |
|--------------------------------|-----------------|
| Horse/Jockey Name | Everlast |
| Final Rank | 8 |
| Fastest Section Time (Section) | 0:11.25 (1200m) |
| Top Speed [km/h] (Section) | 65.8 (1200m) |
| Race State | Finished |



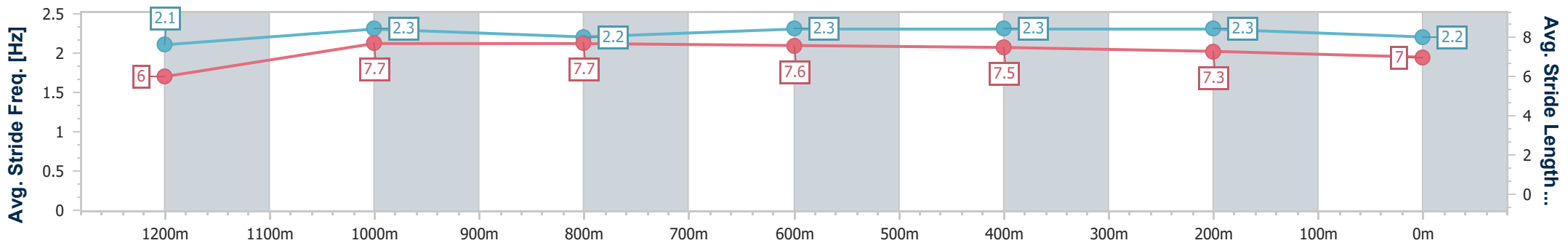
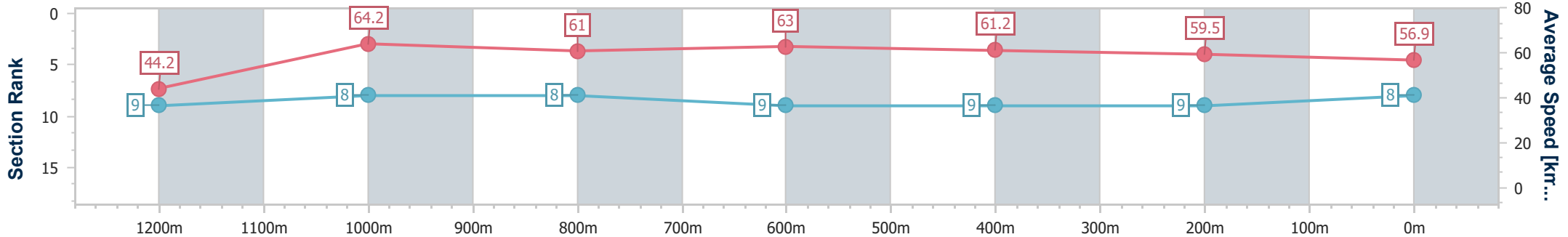
Ipswich QLD Professional
Race 9: BANK OF QLD WINSTON GLADES Class 1 Plate - 1350m



09 March 2024 - 16:06

Track Rating: Soft 5, Weather: Fine, Rail Position: +10m

| Section | Overall | 1200m | 1000m | 800m | 600m | 400m | 200m |
|------------------------|--------------------------|--------------------------|--------------------------|--------------------------|--------------------------|--------------------------|--------------------------|
| Section Times | 1:23.65 [8] (0:12.20) | 1:11.45 [9] (0:11.25) | 1:00.20 [8] (0:11.89) | 0:48.31 [8] (0:11.51) | 0:36.80 [9] (0:11.87) | 0:24.93 [9] (0:12.29) | 0:12.64 [9] (0:12.64) |
| Average Speed [km/h] | 44.2 | 64.2 | 61.0 | 63.0 | 61.2 | 59.5 | 56.9 |
| Top Speed [km/h] | 64.1 | 65.8 | 62.2 | 63.6 | 62.9 | 60.0 | 58.9 |
| Avg. Dist. to Rail [m] | 6.0 | 2.3 | 1.9 | 1.9 | 2.8 | 4.6 | 8.6 |
| Avg. Stride Freq. [Hz] | 2.1 | 2.3 | 2.2 | 2.3 | 2.3 | 2.3 | 2.2 |
| Avg. Stride Length [m] | 6.0 | 7.7 | 7.7 | 7.6 | 7.5 | 7.3 | 7.0 |



- [] Ranking at each section and finish
- .-.- No data available at this section
- NA No data available



| | |
|--------------------------------|-----------------|
| Horse/Jockey Name | Cygnnet River |
| Final Rank | 9 |
| Fastest Section Time (Section) | 0:11.44 (1200m) |
| Top Speed [km/h] (Section) | 64.4 (1200m) |
| Race State | Finished |



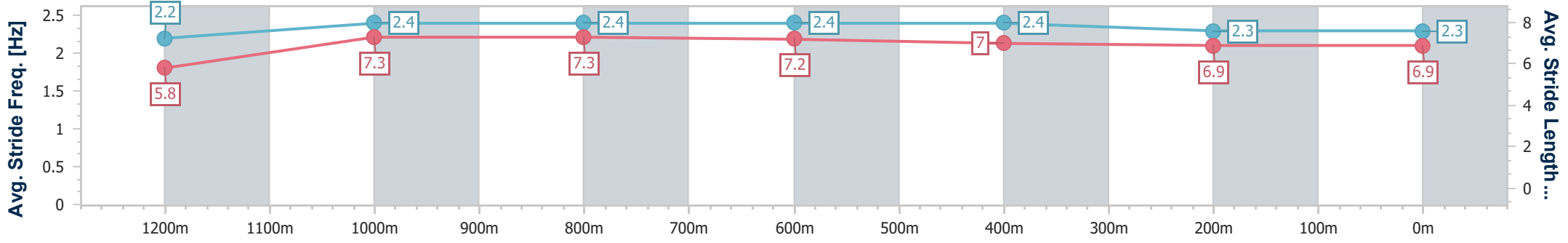
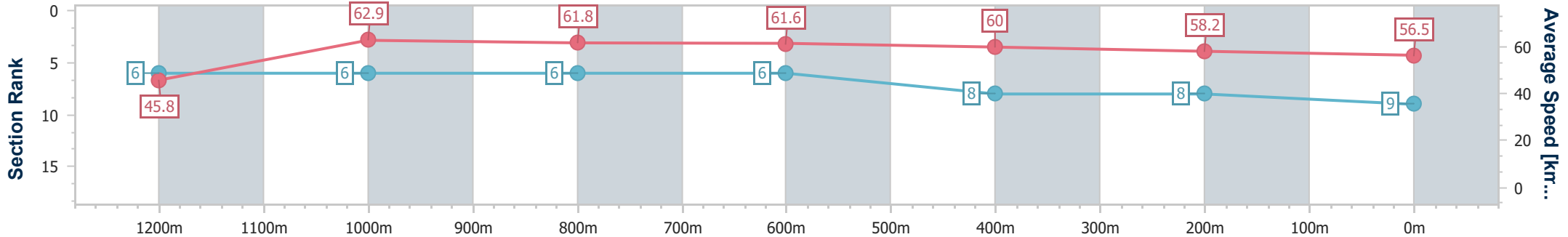
Ipswich QLD Professional
Race 9: BANK OF QLD WINSTON GLADES Class 1 Plate - 1350m



09 March 2024 - 16:06

Track Rating: Soft 5, Weather: Fine, Rail Position: +10m

| Section | Overall | 1200m | 1000m | 800m | 600m | 400m | 200m |
|------------------------|--------------------------|--------------------------|--------------------------|--------------------------|--------------------------|--------------------------|--------------------------|
| Section Times | 1:23.69 [9] (0:11.81) | 1:11.88 [6] (0:11.44) | 1:00.44 [6] (0:11.68) | 0:48.76 [6] (0:11.64) | 0:37.12 [6] (0:12.02) | 0:25.10 [8] (0:12.34) | 0:12.76 [8] (0:12.76) |
| Average Speed [km/h] | 45.8 | 62.9 | 61.8 | 61.6 | 60.0 | 58.2 | 56.5 |
| Top Speed [km/h] | 61.5 | 64.4 | 63.6 | 63.2 | 62.7 | 59.3 | 58.0 |
| Avg. Dist. to Rail [m] | 1.8 | 0.6 | 0.5 | 0.4 | 0.3 | 0.8 | 0.5 |
| Avg. Stride Freq. [Hz] | 2.2 | 2.4 | 2.4 | 2.4 | 2.4 | 2.3 | 2.3 |
| Avg. Stride Length [m] | 5.8 | 7.3 | 7.3 | 7.2 | 7.0 | 6.9 | 6.9 |



- [] Ranking at each section and finish
- .-.- No data available at this section
- NA No data available