



# Mackay QLD Professional

## Race 3: LADBROKE IT! Class 6 Plate - 1560m

11 March 2024 - 13:04



MACKAY TURF CLUB  
Ooralea Racecourse

Track Rating: Soft 6, Weather: Overcast, Rail Position: True

Section		Overall	1400m	1200m	1000m	800m	600m	400m	Last 600m				
Field Times		1:35.04 (0:11.07)	1:23.97 (0:11.68)	1:12.29 (0:12.36)	0:59.93 (0:12.25)	0:47.68 (0:11.85)	0:35.83 (0:11.90)	0:23.93 (0:11.66)	0:35.83				
Rank	TAB Horse/Jockey	Barrier	Top Speed [km/h]	Fastest Section									Distance Travelled [m]
1	1 BOLD PEDRO Ryan Wiggins	1	64.1	0:11.32	1:35.04 [1] (0:11.32)	1:23.72 [2] (0:11.81)	1:11.91 [3] (0:12.42)	0:59.49 [3] (0:12.22)	0:47.27 [3] (0:11.76)	0:35.51 [3] (0:11.86)	0:23.65 [3] (0:11.63)	0:35.51	
2	7 POET'S DAY Chris Whiteley	7	63.5	0:11.07	1:35.13 [2] (0:11.07)	1:24.06 [1] (0:11.68)	1:12.38 [1] (0:12.36)	1:00.02 [1] (0:12.25)	0:47.77 [1] (0:11.85)	0:35.92 [1] (0:11.90)	0:24.02 [1] (0:11.66)	0:35.92	+0
3	4 FRESH PRINCE Scott Sheargold	4	63.8	0:11.37	1:35.76 [3] (0:11.37)	1:24.39 [3] (0:11.58)	1:12.81 [2] (0:12.31)	1:00.50 [2] (0:12.19)	0:48.31 [2] (0:11.79)	0:36.52 [2] (0:11.93)	0:24.59 [2] (0:11.99)	0:36.52	+0
4	3 DIASONIC Adam Sewell	3	63.4	0:11.67	1:35.91 [4] (0:11.72)	1:24.19 [6] (0:12.00)	1:12.19 [7] (0:12.60)	0:59.59 [7] (0:12.03)	0:47.56 [7] (0:11.67)	0:35.89 [6] (0:11.69)	0:24.20 [5] (0:11.75)	0:35.89	+1
5	9 SOFTEN IT UP Adrian Layt	9	63.2	0:11.55	1:36.12 [5] (0:11.55)	1:24.57 [5] (0:11.78)	1:12.79 [5] (0:12.54)	1:00.25 [5] (0:12.17)	0:48.08 [5] (0:11.71)	0:36.37 [5] (0:11.85)	0:24.52 [4] (0:11.91)	0:36.37	+3
6	5 NIGHT GUY Gabrielle Semmens	5	63.6	0:11.74	1:36.22 [6] (0:11.75)	1:24.47 [7] (0:11.77)	1:12.70 [6] (0:12.41)	1:00.29 [6] (0:12.24)	0:48.05 [6] (0:11.89)	0:36.16 [7] (0:12.08)	0:24.08 [7] (0:11.74)	0:36.16	+0
7	2 DEEL WITH ME Georgina Cartwright	2	63.5	0:11.51	1:36.37 [7] (0:11.51)	1:24.86 [4] (0:11.77)	1:13.09 [4] (0:12.40)	1:00.69 [4] (0:12.26)	0:48.43 [4] (0:11.78)	0:36.65 [4] (0:12.05)	0:24.60 [6] (0:11.92)	0:36.65	-4
8	8 SHADOW PROJECT Warwick Satherley	8	63.6	0:11.65	1:36.49 [8] (0:11.76)	1:24.73 [8] (0:12.16)	1:12.57 [8] (0:12.60)	0:59.97 [8] (0:12.19)	0:47.78 [8] (0:11.89)	0:35.89 [8] (0:11.84)	0:24.05 [8] (0:11.65)	0:35.89	-1

Scratched: Lenny Rocket (#6)

[ ] Ranking at each section and finish  
 -:-:- No data available at this section  
 NA No data available

SCN Saddle cloth number  
 DNF Did not finish  
 DNT Did not track

Track Rating: Soft 6, Weather: Overcast, Rail Position: True

Section				200m				Last 600m	
Field Times				0:12.27 (0:12.27)				0:35.83	
Rank	TAB	Horse/Jockey	Barrier	Top Speed [km/h]	Fastest Section	Margin			Distance Travelled [m]
1	1	<b>BOLD PEDRO</b> Ryan Wiggins	1	64.1 Overall	0:11.32 Overall	0:12.02 [2] (0:12.02)	1:35.04		0:35.51
2	7	<b>POET'S DAY</b> Chris Whiteley	7	63.5 1400m	0:11.07 Overall	0:12.36 [1] (0:12.36)	0.52L		0:35.92 +0
3	4	<b>FRESH PRINCE</b> Scott Sheargold	4	63.8 1400m	0:11.37 Overall	0:12.60 [3] (0:12.60)	4.22L		0:36.52 +0
4	3	<b>DIASONIC</b> Adam Sewell	3	63.4 600m	0:11.67 800m	0:12.45 [4] (0:12.45)	5.13L		0:35.89 +1
5	9	<b>SOFTEN IT UP</b> Adrian Layt	9	63.2 600m	0:11.55 Overall	0:12.61 [5] (0:12.61)	6.32L		0:36.37 +3
6	5	<b>NIGHT GUY</b> Gabrielle Semmens	5	63.6 1400m	0:11.74 400m	0:12.34 [7] (0:12.34)	6.91L		0:36.16 +0
7	2	<b>DEEL WITH ME</b> Georgina Cartwright	2	63.5 1400m	0:11.51 Overall	0:12.68 [6] (0:12.68)	7.81L		0:36.65 -4
8	8	<b>SHADOW PROJECT</b> Warwick Satherley	8	63.6 400m	0:11.65 400m	0:12.40 [8] (0:12.40)	8.51L		0:35.89 -1

Scratched: Lenny Rocket (#6)



Horse/Jockey Name	Bold Pedro
Final Rank	1
Fastest Section Time (Section)	0:11.32 (Overall)
Top Speed [km/h] (Section)	64.1 (Overall)
Race State	Finished



### Mackay QLD Professional

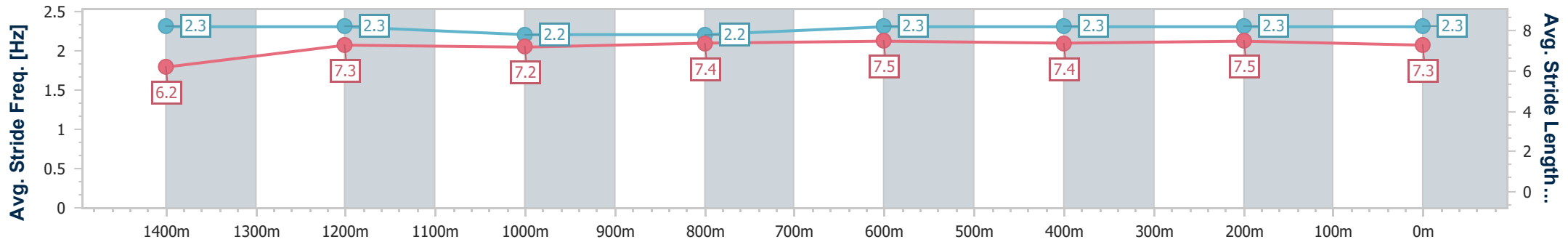
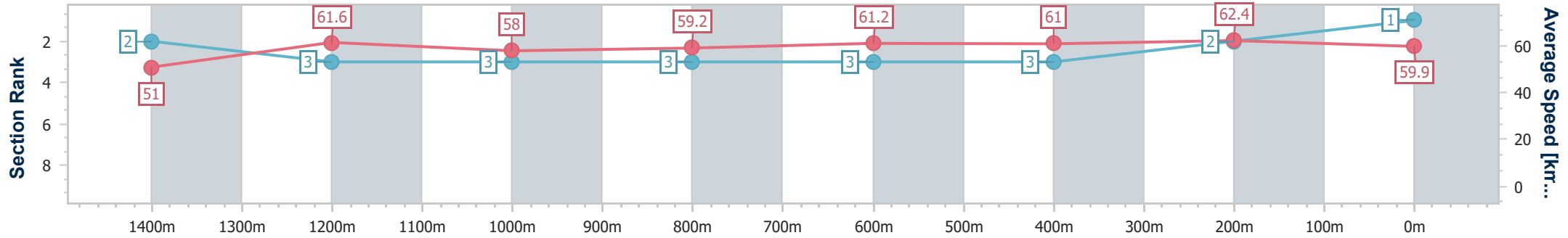
Race 3: LADBROKE IT! Class 6 Plate - 1560m

11 March 2024 - 13:04

Track Rating: Soft 6, Weather: Overcast, Rail Position: True



Section	Overall	1400m	1200m	1000m	800m	600m	400m	200m
Section Times	1:35.04 [1] (0:11.32)	1:23.72 [2] (0:11.81)	1:11.91 [3] (0:12.42)	0:59.49 [3] (0:12.22)	0:47.27 [3] (0:11.76)	0:35.51 [3] (0:11.86)	0:23.65 [3] (0:11.63)	0:12.02 [2] (0:12.02)
Average Speed [km/h]	51.0	61.6	58.0	59.2	61.2	61.0	62.4	59.9
Top Speed [km/h]	64.1	63.9	59.0	60.2	62.7	61.7	63.4	63.5
Avg. Dist. to Rail [m]	9.6	2.2	1.5	1.0	0.7	0.8	3.9	3.5
Avg. Stride Freq. [Hz]	2.3	2.3	2.2	2.2	2.3	2.3	2.3	2.3
Avg. Stride Length [m]	6.2	7.3	7.2	7.4	7.5	7.4	7.5	7.3



- [ ] Ranking at each section and finish
- .-.- No data available at this section
- NA No data available



Horse/Jockey Name	Poet's Day
Final Rank	2
Fastest Section Time (Section)	0:11.07 (Overall)
Top Speed [km/h] (Section)	63.5 (1400m)
Race State	Finished



### Mackay QLD Professional

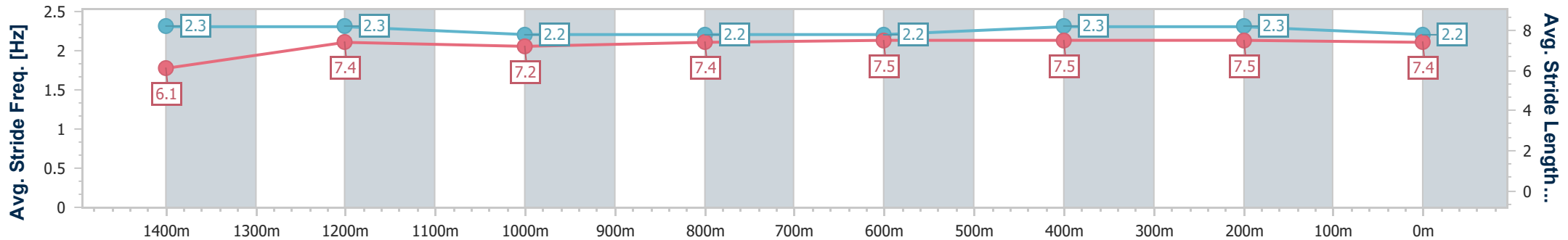
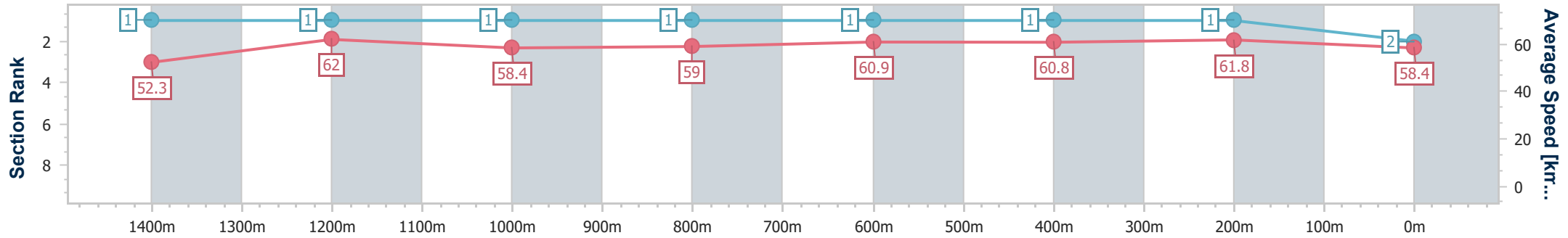
Race 3: LADBROKE IT! Class 6 Plate - 1560m

11 March 2024 - 13:04

Track Rating: Soft 6, Weather: Overcast, Rail Position: True



Section	Overall	1400m	1200m	1000m	800m	600m	400m	200m
Section Times	1:35.13 [2] (0:11.07)	1:24.06 [1] (0:11.68)	1:12.38 [1] (0:12.36)	1:00.02 [1] (0:12.25)	0:47.77 [1] (0:11.85)	0:35.92 [1] (0:11.90)	0:24.02 [1] (0:11.66)	0:12.36 [1] (0:12.36)
Average Speed [km/h]	52.3	62.0	58.4	59.0	60.9	60.8	61.8	58.4
Top Speed [km/h]	62.8	63.5	59.7	60.3	61.8	61.4	63.2	61.3
Avg. Dist. to Rail [m]	5.1	1.6	1.6	1.2	0.9	0.7	1.8	1.7
Avg. Stride Freq. [Hz]	2.3	2.3	2.2	2.2	2.2	2.3	2.3	2.2
Avg. Stride Length [m]	6.1	7.4	7.2	7.4	7.5	7.5	7.5	7.4



- [ ] Ranking at each section and finish
- .-.- No data available at this section
- NA No data available



Horse/Jockey Name	Fresh Prince
Final Rank	3
Fastest Section Time (Section)	0:11.37 (Overall)
Top Speed [km/h] (Section)	63.8 (1400m)
Race State	Finished



### Mackay QLD Professional

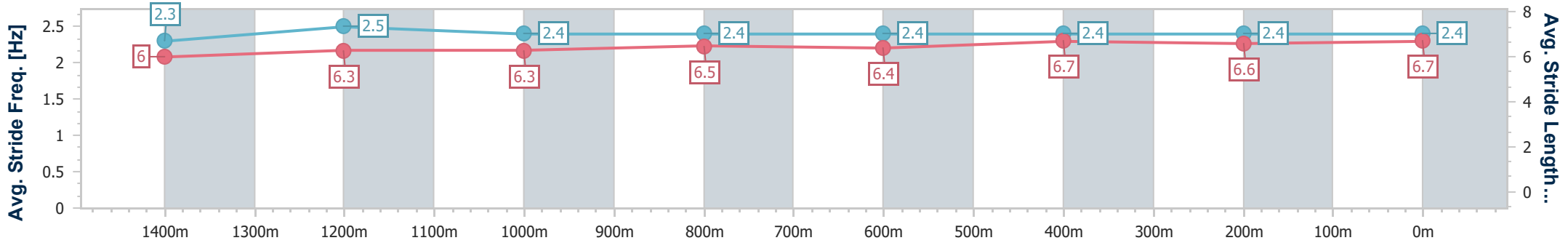
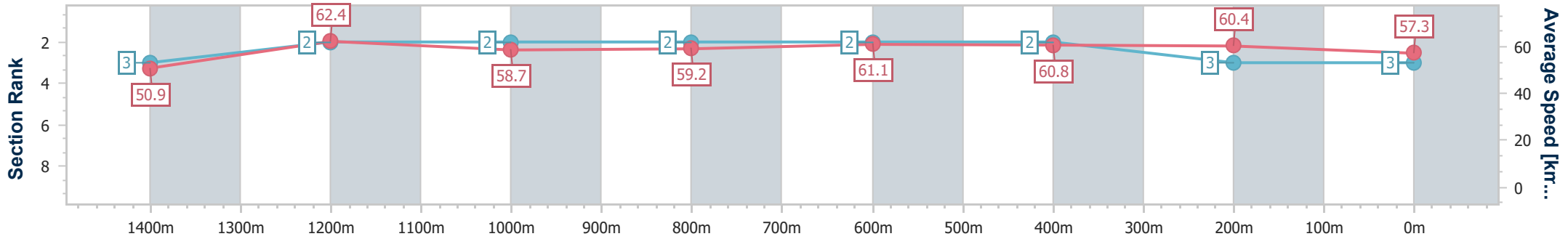
Race 3: LADBROKE IT! Class 6 Plate - 1560m

11 March 2024 - 13:04

Track Rating: Soft 6, Weather: Overcast, Rail Position: True



Section	Overall	1400m	1200m	1000m	800m	600m	400m	200m
Section Times	1:35.76 [3] (0:11.37)	1:24.39 [3] (0:11.58)	1:12.81 [2] (0:12.31)	1:00.50 [2] (0:12.19)	0:48.31 [2] (0:11.79)	0:36.52 [2] (0:11.93)	0:24.59 [2] (0:11.99)	0:12.60 [3] (0:12.60)
Average Speed [km/h]	50.9	62.4	58.7	59.2	61.1	60.8	60.4	57.3
Top Speed [km/h]	63.7	63.8	60.3	60.2	62.1	62.1	60.8	60.2
Avg. Dist. to Rail [m]	5.1	1.5	0.9	0.5	0.3	1.4	2.7	2.3
Avg. Stride Freq. [Hz]	2.3	2.5	2.4	2.4	2.4	2.4	2.4	2.4
Avg. Stride Length [m]	6.0	6.3	6.3	6.5	6.4	6.7	6.6	6.7



- [ ] Ranking at each section and finish
- .-.-.- No data available at this section
- NA No data available



Horse/Jockey Name	Diasonic
Final Rank	4
Fastest Section Time (Section)	0:11.67 (800m)
Top Speed [km/h] (Section)	63.4 (600m)
Race State	Finished



### Mackay QLD Professional

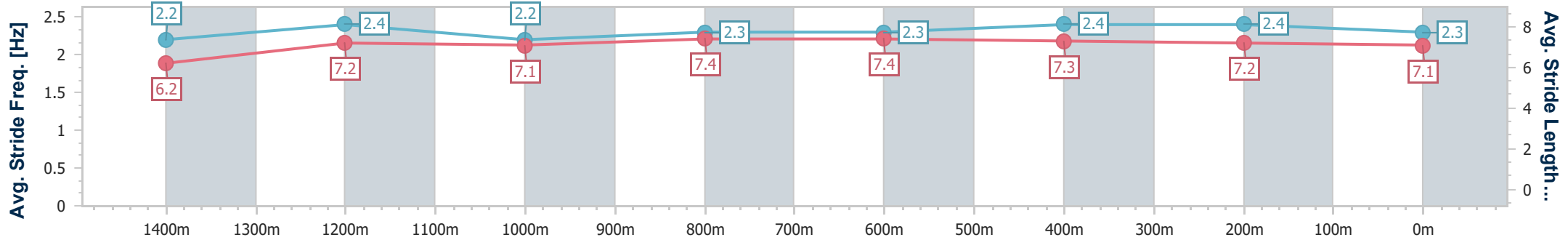
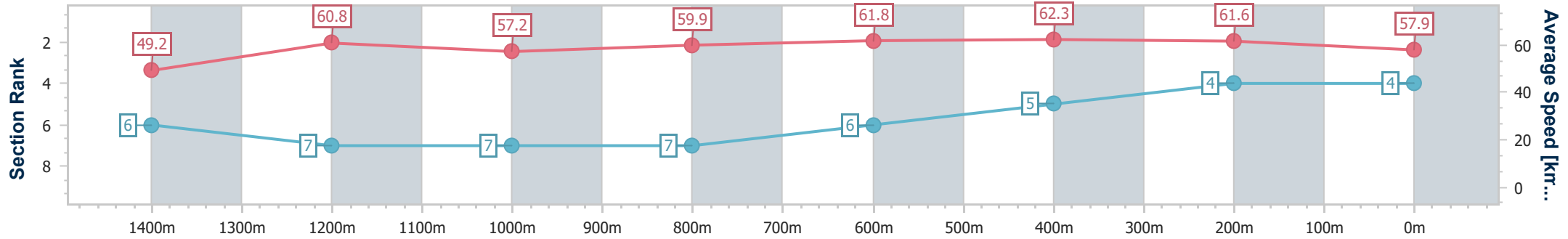
Race 3: LADBROKE IT! Class 6 Plate - 1560m

11 March 2024 - 13:04

Track Rating: Soft 6, Weather: Overcast, Rail Position: True



Section	Overall	1400m	1200m	1000m	800m	600m	400m	200m
Section Times	1:35.91 [4] (0:11.72)	1:24.19 [6] (0:12.00)	1:12.19 [7] (0:12.60)	0:59.59 [7] (0:12.03)	0:47.56 [7] (0:11.67)	0:35.89 [6] (0:11.69)	0:24.20 [5] (0:11.75)	0:12.45 [4] (0:12.45)
Average Speed [km/h]	49.2	60.8	57.2	59.9	61.8	62.3	61.6	57.9
Top Speed [km/h]	61.9	62.0	58.8	61.5	62.9	63.4	62.9	60.8
Avg. Dist. to Rail [m]	6.0	2.3	1.0	0.3	0.3	1.7	3.0	4.0
Avg. Stride Freq. [Hz]	2.2	2.4	2.2	2.3	2.3	2.4	2.4	2.3
Avg. Stride Length [m]	6.2	7.2	7.1	7.4	7.4	7.3	7.2	7.1



- [ ] Ranking at each section and finish
- .-.- No data available at this section
- NA No data available



Horse/Jockey Name	Soften It Up
Final Rank	5
Fastest Section Time (Section)	0:11.55 (Overall)
Top Speed [km/h] (Section)	63.2 (600m)
Race State	Finished



### Mackay QLD Professional

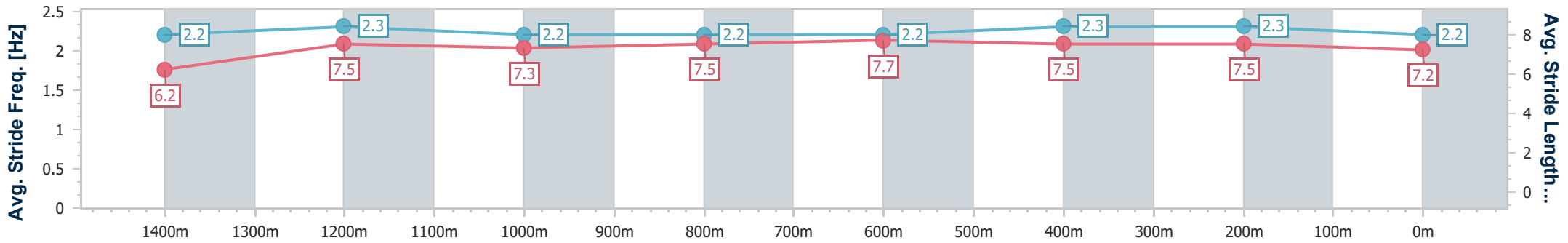
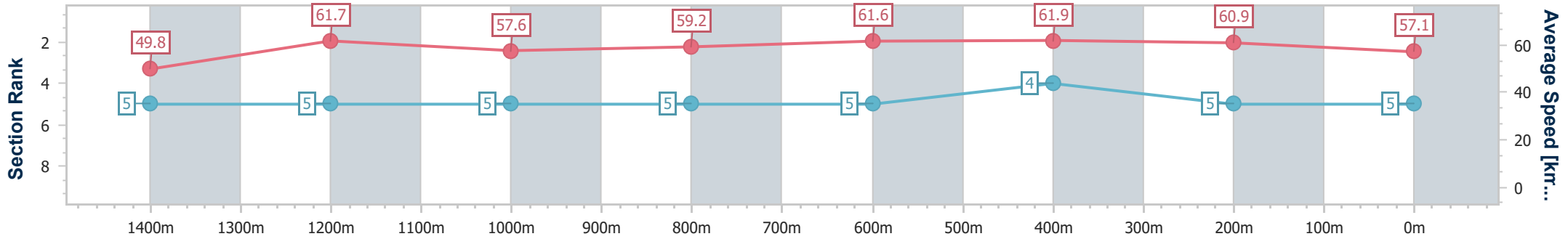
Race 3: LADBROKE IT! Class 6 Plate - 1560m

11 March 2024 - 13:04

Track Rating: Soft 6, Weather: Overcast, Rail Position: True



Section	Overall	1400m	1200m	1000m	800m	600m	400m	200m
Section Times	1:36.12 [5] (0:11.55)	1:24.57 [5] (0:11.78)	1:12.79 [5] (0:12.54)	1:00.25 [5] (0:12.17)	0:48.08 [5] (0:11.71)	0:36.37 [5] (0:11.85)	0:24.52 [4] (0:11.91)	0:12.61 [5] (0:12.61)
Average Speed [km/h]	49.8	61.7	57.6	59.2	61.6	61.9	60.9	57.1
Top Speed [km/h]	62.4	62.7	59.3	60.4	63.0	63.2	61.8	60.6
Avg. Dist. to Rail [m]	8.7	1.7	1.1	1.0	1.2	2.5	3.9	4.1
Avg. Stride Freq. [Hz]	2.2	2.3	2.2	2.2	2.2	2.3	2.3	2.2
Avg. Stride Length [m]	6.2	7.5	7.3	7.5	7.7	7.5	7.5	7.2



- [ ] Ranking at each section and finish
- .-.-.- No data available at this section
- NA No data available



Horse/Jockey Name	Night Guy
Final Rank	6
Fastest Section Time (Section)	0:11.74 (400m)
Top Speed [km/h] (Section)	63.6 (1400m)
Race State	Finished



### Mackay QLD Professional

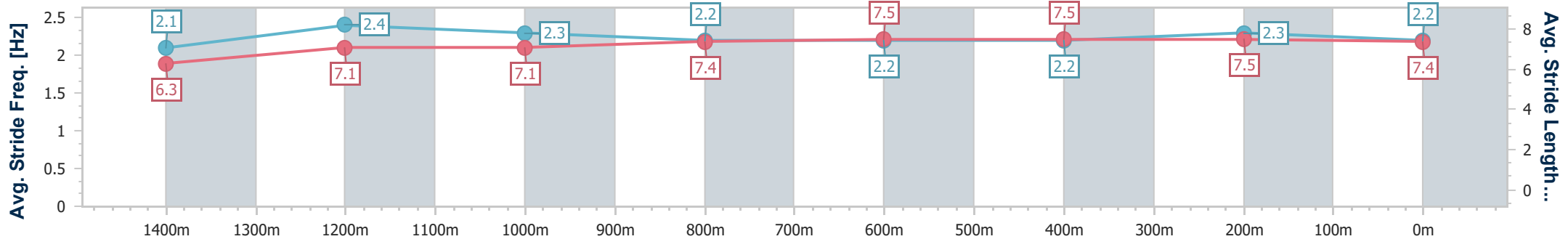
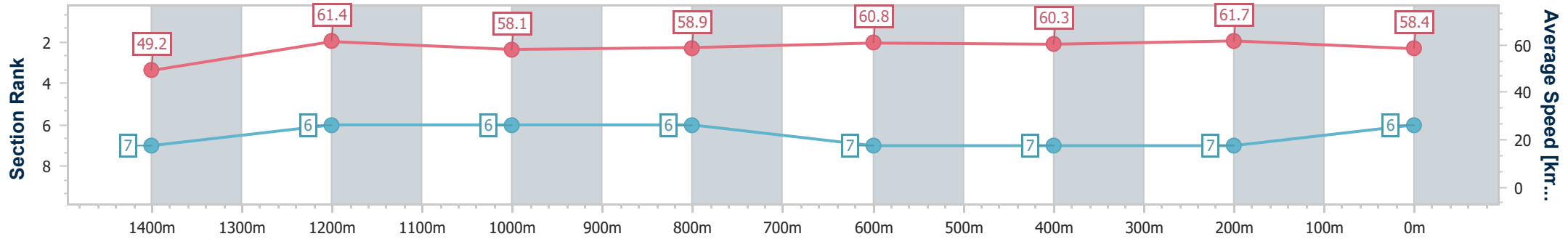
Race 3: LADBROKE IT! Class 6 Plate - 1560m

11 March 2024 - 13:04

Track Rating: Soft 6, Weather: Overcast, Rail Position: True



Section	Overall	1400m	1200m	1000m	800m	600m	400m	200m
Section Times	1:36.22 [6] (0:11.75)	1:24.47 [7] (0:11.77)	1:12.70 [6] (0:12.41)	1:00.29 [6] (0:12.24)	0:48.05 [6] (0:11.89)	0:36.16 [7] (0:12.08)	0:24.08 [7] (0:11.74)	0:12.34 [7] (0:12.34)
Average Speed [km/h]	49.2	61.4	58.1	58.9	60.8	60.3	61.7	58.4
Top Speed [km/h]	63.5	63.6	60.0	60.2	61.6	61.5	62.9	61.6
Avg. Dist. to Rail [m]	4.3	1.3	1.0	0.8	0.8	1.3	4.3	6.3
Avg. Stride Freq. [Hz]	2.1	2.4	2.3	2.2	2.2	2.2	2.3	2.2
Avg. Stride Length [m]	6.3	7.1	7.1	7.4	7.5	7.5	7.5	7.4



- [ ] Ranking at each section and finish
- .-.- No data available at this section
- NA No data available





Horse/Jockey Name	Deel With Me
Final Rank	7
Fastest Section Time (Section)	0:11.51 (Overall)
Top Speed [km/h] (Section)	63.5 (1400m)
Race State	Finished



### Mackay QLD Professional

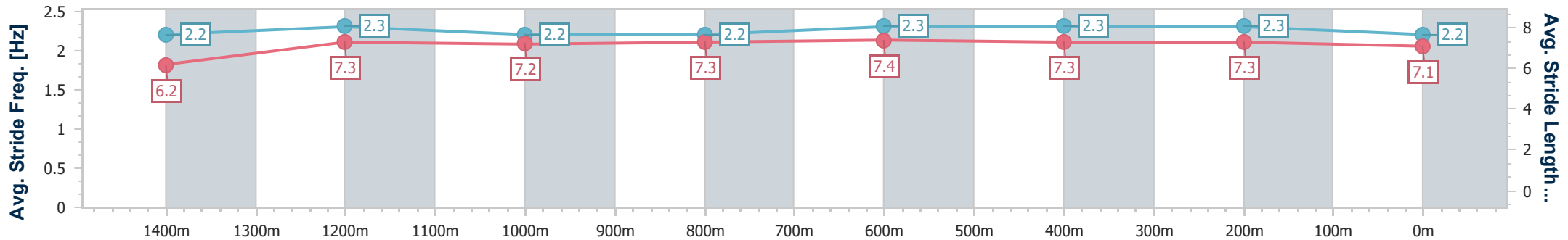
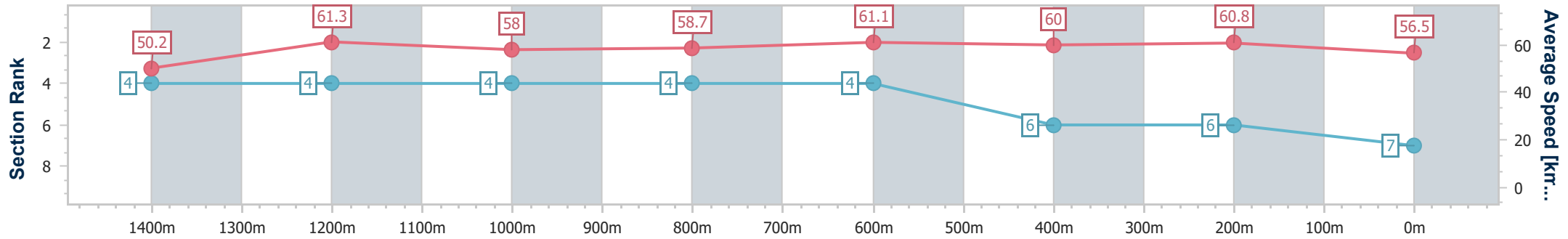
Race 3: LADBROKE IT! Class 6 Plate - 1560m

11 March 2024 - 13:04

Track Rating: Soft 6, Weather: Overcast, Rail Position: True



Section	Overall	1400m	1200m	1000m	800m	600m	400m	200m
Section Times	1:36.37 [7] (0:11.51)	1:24.86 [4] (0:11.77)	1:13.09 [4] (0:12.40)	1:00.69 [4] (0:12.26)	0:48.43 [4] (0:11.78)	0:36.65 [4] (0:12.05)	0:24.60 [6] (0:11.92)	0:12.68 [6] (0:12.68)
Average Speed [km/h]	50.2	61.3	58.0	58.7	61.1	60.0	60.8	56.5
Top Speed [km/h]	62.5	63.5	59.2	59.7	62.1	61.3	61.7	60.4
Avg. Dist. to Rail [m]	2.7	0.4	0.3	0.4	0.3	0.9	1.3	0.9
Avg. Stride Freq. [Hz]	2.2	2.3	2.2	2.2	2.3	2.3	2.3	2.2
Avg. Stride Length [m]	6.2	7.3	7.2	7.3	7.4	7.3	7.3	7.1



- [ ] Ranking at each section and finish
- .-.- No data available at this section
- NA No data available



Horse/Jockey Name	Shadow Project
Final Rank	8
Fastest Section Time (Section)	0:11.65 (400m)
Top Speed [km/h] (Section)	63.6 (400m)
Race State	Finished



### Mackay QLD Professional

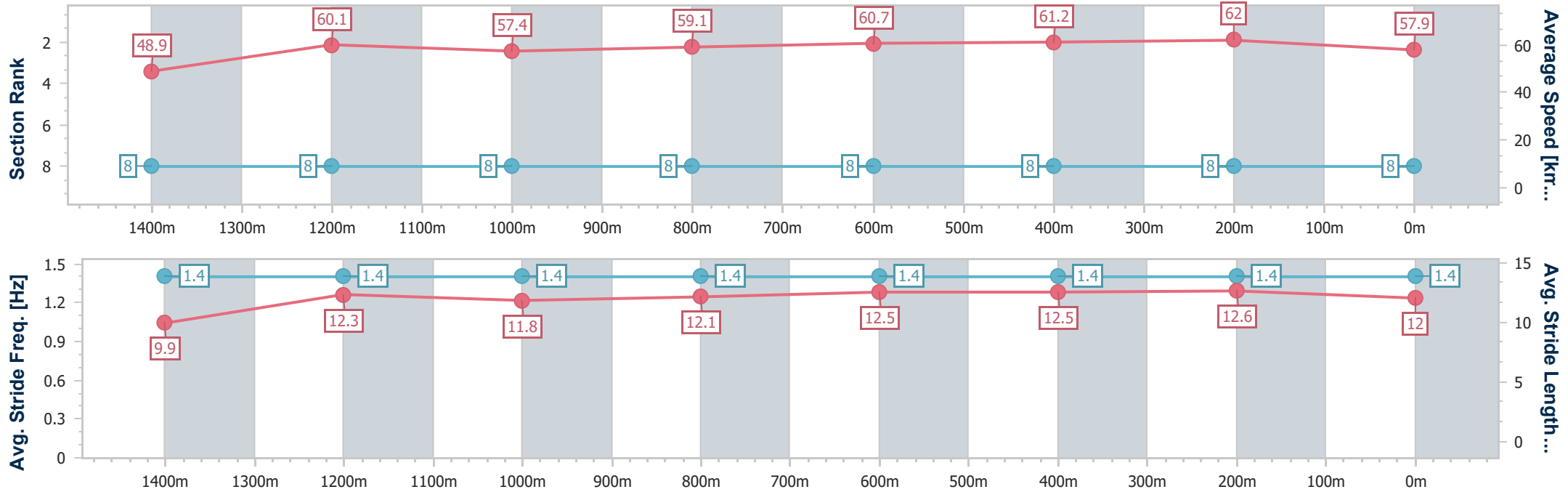
Race 3: LADBROKE IT! Class 6 Plate - 1560m

11 March 2024 - 13:04

Track Rating: Soft 6, Weather: Overcast, Rail Position: True



Section	Overall	1400m	1200m	1000m	800m	600m	400m	200m
Section Times	1:36.49 [8] (0:11.76)	1:24.73 [8] (0:12.16)	1:12.57 [8] (0:12.60)	0:59.97 [8] (0:12.19)	0:47.78 [8] (0:11.89)	0:35.89 [8] (0:11.84)	0:24.05 [8] (0:11.65)	0:12.40 [8] (0:12.40)
Average Speed [km/h]	48.9	60.1	57.4	59.1	60.7	61.2	62.0	57.9
Top Speed [km/h]	60.4	62.4	58.9	60.3	61.2	62.1	63.6	61.9
Avg. Dist. to Rail [m]	7.2	3.0	1.3	1.1	0.8	0.7	2.0	4.5
Avg. Stride Freq. [Hz]	1.4	1.4	1.4	1.4	1.4	1.4	1.4	1.4
Avg. Stride Length [m]	9.9	12.3	11.8	12.1	12.5	12.5	12.6	12.0



- [ ] Ranking at each section and finish
- .-.- No data available at this section
- NA No data available