



Mackay QLD Professional

Race 4: BOOK EVENT CENTRE FOR FUNCTIONS Class 1 Plate - 1560m

11 March 2024 - 13:39



MACKAY TURF CLUB
Ooralea Racecourse

Track Rating: Soft 6, Weather: Overcast, Rail Position: True

Section		Overall	1400m	1200m	1000m	800m	600m	400m	Last 600m				
Field Times		1:35.22 (0:10.78)	1:24.44 (0:11.33)	1:13.11 (0:11.41)	1:01.70 (0:11.61)	0:50.09 (0:11.92)	0:38.17 (0:12.27)	0:25.90 (0:12.71)	0:38.17				
Rank	TAB Horse/Jockey	Barrier	Top Speed [km/h]	Fastest Section									Distance Travelled [m]
1	6 I SAY BOOM Nikki Olzard	6	63.6 1400m	0:11.31 Overall	1:35.22 [1] (0:11.31)	1:23.91 [6] (0:11.51)	1:12.40 [8] (0:11.47)	1:00.93 [8] (0:11.56)	0:49.37 [6] (0:11.96)	0:37.41 [6] (0:12.29)	0:25.12 [5] (0:12.31)	0:37.41	
2	1 BATTLE SOUND Ashley Butler	1	66.4 1200m	0:10.87 Overall	1:35.33 [2] (0:10.87)	1:24.46 [2] (0:11.44)	1:13.02 [3] (0:11.21)	1:01.81 [1] (0:11.61)	0:50.20 [1] (0:11.92)	0:38.28 [1] (0:12.27)	0:26.01 [1] (0:12.71)	0:38.28	+3
3	9 HARCH ROAD Justin Stanley	9	64.8 1400m	0:10.97 Overall	1:35.36 [3] (0:10.97)	1:24.39 [4] (0:11.36)	1:13.03 [4] (0:11.53)	1:01.50 [4] (0:11.73)	0:49.77 [4] (0:11.95)	0:37.82 [3] (0:12.31)	0:25.51 [3] (0:12.58)	0:37.82	+10
4	8 SHADOW ECLIPSE Adrian Layt	8	64.8 1400m	0:11.29 1200m	1:35.94 [4] (0:11.79)	1:24.15 [10] (0:11.41)	1:12.74 [10] (0:11.29)	1:01.45 [9] (0:11.69)	0:49.76 [10] (0:12.03)	0:37.73 [10] (0:12.58)	0:25.15 [11] (0:12.41)	0:37.73	+10
5	11 ALONTRO Gabrielle Semmens	11	66.1 1400m	0:11.06 Overall	1:35.97 [5] (0:11.06)	1:24.91 [5] (0:11.31)	1:13.60 [5] (0:11.51)	1:02.09 [5] (0:11.72)	0:50.37 [5] (0:12.02)	0:38.35 [4] (0:12.45)	0:25.90 [4] (0:12.66)	0:38.35	+2
6	10 MARSHY Brooke Johnson	10	65.0 1200m	0:11.26 1200m	1:36.34 [6] (0:11.94)	1:24.40 [11] (0:11.59)	1:12.81 [11] (0:11.26)	1:01.55 [11] (0:11.73)	0:49.82 [11] (0:11.95)	0:37.87 [11] (0:12.31)	0:25.56 [10] (0:12.51)	0:37.87	+2
7	3 DENSITY Adam Sewell	3	64.1 1400m	0:11.36 1200m	1:36.94 [7] (0:11.71)	1:25.23 [9] (0:11.42)	1:13.81 [9] (0:11.36)	1:02.45 [10] (0:11.64)	0:50.81 [9] (0:11.98)	0:38.83 [9] (0:12.51)	0:26.32 [7] (0:12.63)	0:38.83	+6
8	7 SEISME Ryan Wiggins	7	66.6 1400m	0:10.92 Overall	1:36.97 [8] (0:10.92)	1:26.05 [3] (0:11.27)	1:14.78 [2] (0:11.45)	1:03.33 [2] (0:11.72)	0:51.61 [2] (0:11.88)	0:39.73 [2] (0:12.35)	0:27.38 [2] (0:13.09)	0:39.73	+4
9	4 EDGE OF DREAMS Georgina Cartwright	4	65.4 1400m	0:11.32 Overall	1:37.80 [9] (0:11.32)	1:26.48 [7] (0:11.40)	1:15.08 [7] (0:11.45)	1:03.63 [7] (0:11.76)	0:51.87 [8] (0:12.04)	0:39.83 [8] (0:12.79)	0:27.04 [9] (0:13.13)	0:39.83	+9
10	12 LET'S ROLL Chris McIver	12	65.8 1400m	0:10.78 Overall	1:37.84 [10] (0:10.78)	1:27.06 [1] (0:11.33)	1:15.73 [1] (0:11.54)	1:04.19 [3] (0:11.88)	0:52.31 [3] (0:12.15)	0:40.16 [5] (0:12.82)	0:27.34 [6] (0:13.03)	0:40.16	+9

Scratched: Fanciful Mr Fox (#5)

[] Ranking at each section and finish
 -:-:- No data available at this section
 NA No data available

SCN Saddle cloth number
 DNF Did not finish
 DNT Did not track



Mackay QLD Professional

Race 4: BOOK EVENT CENTRE FOR FUNCTIONS Class 1 Plate - 1560m

11 March 2024 - 13:39



MACKAY TURF CLUB

Ooralea Racecourse

Track Rating: Soft 6, Weather: Overcast, Rail Position: True

Section	Overall	1400m	1200m	1000m	800m	600m	400m	Last 600m						
Field Times	1:35.22 (0:10.78)	1:24.44 (0:11.33)	1:13.11 (0:11.41)	1:01.70 (0:11.61)	0:50.09 (0:11.92)	0:38.17 (0:12.27)	0:25.90 (0:12.71)	0:38.17						
Rank	TAB	Horse/Jockey	Barrier	Top Speed [km/h]	Fastest Section				Distance Travelled [m]					
11	2	BULLOCK ISLAND	2	65.3	0:11.28	1:38.24 [11]	1:26.88 [8]	1:15.60 [6]	1:04.15 [6]	0:52.38 [7]	0:40.28 [7]	0:27.49 [8]	0:40.28	+8
		Corey Bayliss		1400m	1400m	(0:11.36)	(0:11.28)	(0:11.45)	(0:11.77)	(0:12.10)	(0:12.79)	(0:13.18)		

Scratched: Fanciful Mr Fox (#5)

[] Ranking at each section and finish
 -:-:- No data available at this section
 NA No data available

SCN Saddle cloth number
 DNF Did not finish
 DNT Did not track



Mackay QLD Professional

Race 4: BOOK EVENT CENTRE FOR FUNCTIONS Class 1 Plate - 1560m

11 March 2024 - 13:39



MACKAY TURF CLUB
Ooralea Racecourse

Track Rating: Soft 6, Weather: Overcast, Rail Position: True

Section				200m				Last 600m	
Field Times				0:13.19 (0:13.19)				0:38.17	
Rank	TAB	Horse/Jockey	Barrier	Top Speed [km/h]	Fastest Section	Margin			Distance Travelled [m]
1	6	I SAY BOOM Nikki Olzard	6	63.6 1400m	0:11.31 Overall	0:12.81 [2] (0:12.81)	1:35.22		0:37.41
2	1	BATTLE SOUND Ashley Butler	1	66.4 1200m	0:10.87 Overall	0:13.30 [1] (0:13.30)	0.66L		0:38.28 +3
3	9	HARCH ROAD Justin Stanley	9	64.8 1400m	0:10.97 Overall	0:12.93 [3] (0:12.93)	0.85L		0:37.82 +10
4	8	SHADOW ECLIPSE Adrian Layt	8	64.8 1400m	0:11.29 1200m	0:12.74 [6] (0:12.74)	4.23L		0:37.73 +10
5	11	ALONTRO Gabrielle Semmens	11	66.1 1400m	0:11.06 Overall	0:13.24 [5] (0:13.24)	4.43L		0:38.35 +2
6	10	MARSHY Brooke Johnson	10	65.0 1200m	0:11.26 1200m	0:13.05 [8] (0:13.05)	6.6L		0:37.87 +2
7	3	DENSITY Adam Sewell	3	64.1 1400m	0:11.36 1200m	0:13.69 [7] (0:13.69)	10.13L		0:38.83 +6
8	7	SEISME Ryan Wiggins	7	66.6 1400m	0:10.92 Overall	0:14.29 [4] (0:14.29)	10.33L		0:39.73 +4
9	4	EDGEOFDREAMS Georgina Cartwright	4	65.4 1400m	0:11.32 Overall	0:13.91 [10] (0:13.91)	15.2L		0:39.83 +9
10	12	LET'S ROLL Chris Mclver	12	65.8 1400m	0:10.78 Overall	0:14.31 [9] (0:14.31)	15.44L		0:40.16 +9

Scratched: Fanciful Mr Fox (#5)

[] Ranking at each section and finish
 -:-:- No data available at this section
 NA No data available

SCN Saddle cloth number
 DNF Did not finish
 DNT Did not track



Mackay QLD Professional
Race 4: BOOK EVENT CENTRE FOR FUNCTIONS Class 1 Plate - 1560m
11 March 2024 - 13:39



Track Rating: Soft 6, Weather: Overcast, Rail Position: True

Section				200m				Last 600m		
Field Times				0:13.19 (0:13.19)				0:38.17		
Rank	TAB	Horse/Jockey	Barrier	Top Speed [km/h]	Fastest Section	Margin			Distance Travelled [m]	
11	2	BULLOCK ISLAND	2	65.3	0:11.28	0:14.31 [11]	17.79L		0:40.28	+8
		Corey Bayliss		1400m	1400m	(0:14.31)				

Scratched: Fanciful Mr Fox (#5)

[] Ranking at each section and finish
 -:-:- No data available at this section
 NA No data available

SCN Saddle cloth number
 DNF Did not finish
 DNT Did not track



Horse/Jockey Name	I Say Boom
Final Rank	1
Fastest Section Time (Section)	0:11.31 (Overall)
Top Speed [km/h] (Section)	63.6 (1400m)
Race State	Finished



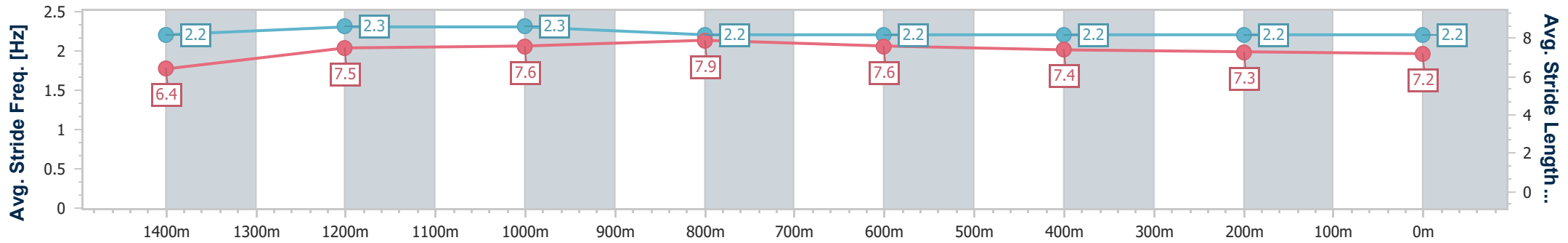
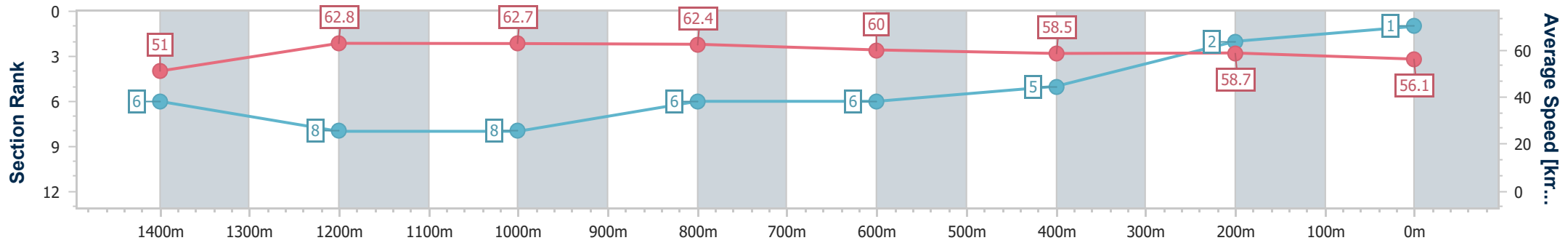
Mackay QLD Professional
Race 4: BOOK EVENT CENTRE FOR FUNCTIONS Class 1 Plate - 1560m



11 March 2024 - 13:39

Track Rating: Soft 6, Weather: Overcast, Rail Position: True

Section	Overall	1400m	1200m	1000m	800m	600m	400m	200m
Section Times	1:35.22 [1] (0:11.31)	1:23.91 [6] (0:11.51)	1:12.40 [8] (0:11.47)	1:00.93 [8] (0:11.56)	0:49.37 [6] (0:11.96)	0:37.41 [6] (0:12.29)	0:25.12 [5] (0:12.31)	0:12.81 [2] (0:12.81)
Average Speed [km/h]	51.0	62.8	62.7	62.4	60.0	58.5	58.7	56.1
Top Speed [km/h]	62.8	63.6	63.5	63.1	60.7	59.4	59.5	59.0
Avg. Dist. to Rail [m]	4.7	0.9	0.4	0.5	0.9	0.7	4.0	5.9
Avg. Stride Freq. [Hz]	2.2	2.3	2.3	2.2	2.2	2.2	2.2	2.2
Avg. Stride Length [m]	6.4	7.5	7.6	7.9	7.6	7.4	7.3	7.2



- [] Ranking at each section and finish
- .-.- No data available at this section
- NA No data available



Horse/Jockey Name	Battle Sound
Final Rank	2
Fastest Section Time (Section)	0:10.87 (Overall)
Top Speed [km/h] (Section)	66.4 (1200m)
Race State	Finished



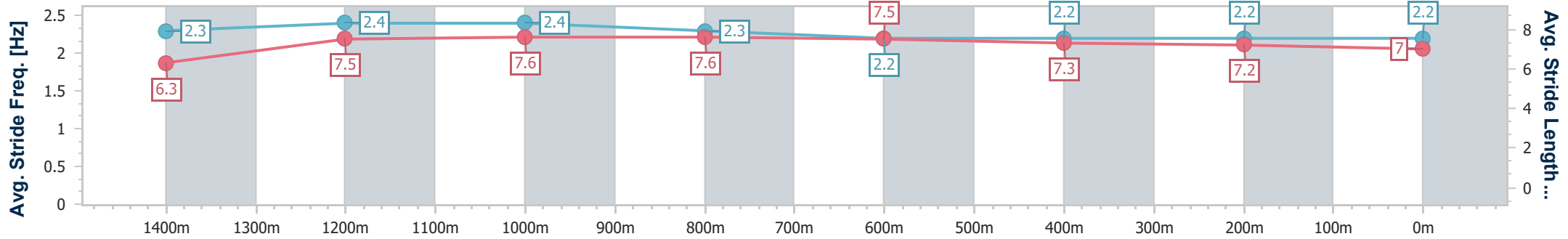
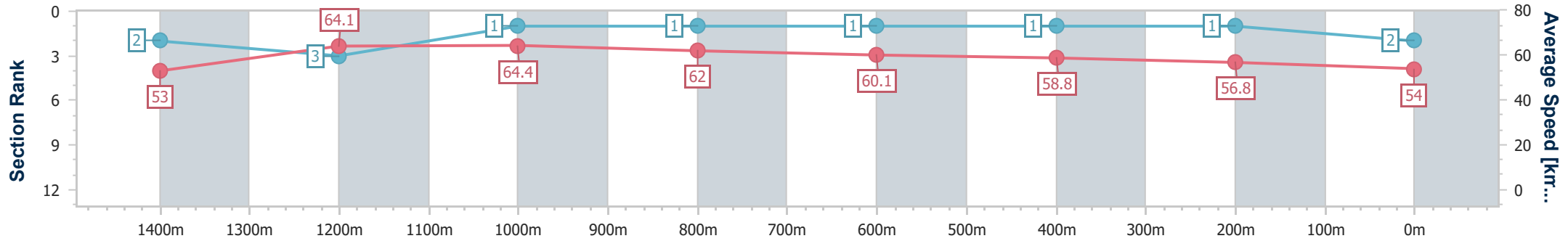
Mackay QLD Professional
Race 4: BOOK EVENT CENTRE FOR FUNCTIONS Class 1 Plate - 1560m



11 March 2024 - 13:39

Track Rating: Soft 6, Weather: Overcast, Rail Position: True

Section	Overall	1400m	1200m	1000m	800m	600m	400m	200m
Section Times	1:35.33 [2] (0:10.87)	1:24.46 [2] (0:11.44)	1:13.02 [3] (0:11.21)	1:01.81 [1] (0:11.61)	0:50.20 [1] (0:11.92)	0:38.28 [1] (0:12.27)	0:26.01 [1] (0:12.71)	0:13.30 [1] (0:13.30)
Average Speed [km/h]	53.0	64.1	64.4	62.0	60.1	58.8	56.8	54.0
Top Speed [km/h]	66.2	66.1	66.4	64.9	61.1	59.7	57.6	56.2
Avg. Dist. to Rail [m]	11.5	3.8	1.8	0.5	0.6	0.6	1.1	1.7
Avg. Stride Freq. [Hz]	2.3	2.4	2.4	2.3	2.2	2.2	2.2	2.2
Avg. Stride Length [m]	6.3	7.5	7.6	7.6	7.5	7.3	7.2	7.0



- [] Ranking at each section and finish
- .-.- No data available at this section
- NA No data available



Horse/Jockey Name	Harch Road
Final Rank	3
Fastest Section Time (Section)	0:10.97 (Overall)
Top Speed [km/h] (Section)	64.8 (1400m)
Race State	Finished



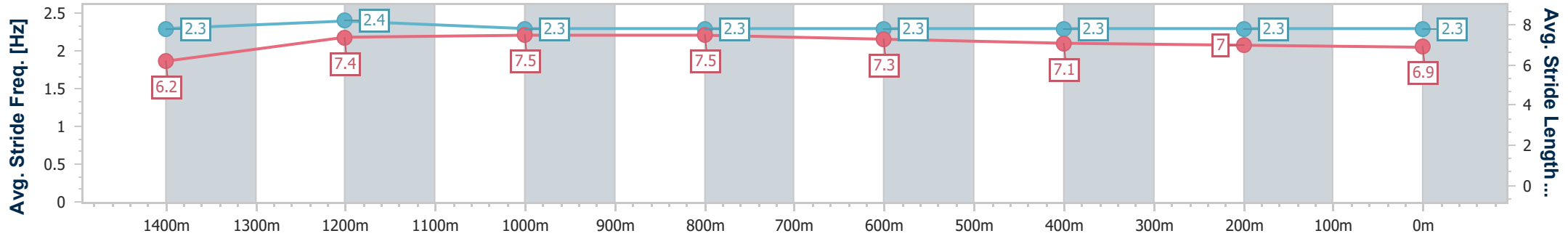
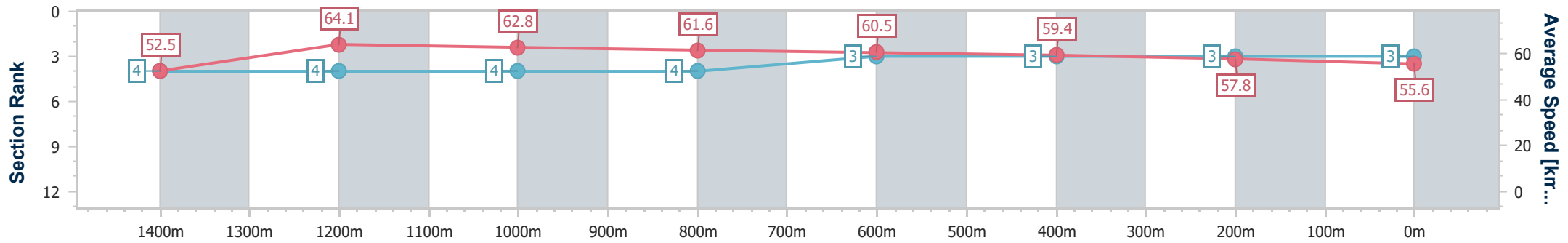
Mackay QLD Professional
Race 4: BOOK EVENT CENTRE FOR FUNCTIONS Class 1 Plate - 1560m



11 March 2024 - 13:39

Track Rating: Soft 6, Weather: Overcast, Rail Position: True

Section	Overall	1400m	1200m	1000m	800m	600m	400m	200m
Section Times	1:35.36 [3] (0:10.97)	1:24.39 [4] (0:11.36)	1:13.03 [4] (0:11.53)	1:01.50 [4] (0:11.73)	0:49.77 [4] (0:11.95)	0:37.82 [3] (0:12.31)	0:25.51 [3] (0:12.58)	0:12.93 [3] (0:12.93)
Average Speed [km/h]	52.5	64.1	62.8	61.6	60.5	59.4	57.8	55.6
Top Speed [km/h]	64.5	64.8	63.7	62.4	61.3	60.3	58.5	57.6
Avg. Dist. to Rail [m]	5.2	2.6	2.2	1.6	1.4	2.3	4.5	6.1
Avg. Stride Freq. [Hz]	2.3	2.4	2.3	2.3	2.3	2.3	2.3	2.3
Avg. Stride Length [m]	6.2	7.4	7.5	7.5	7.3	7.1	7.0	6.9



- [] Ranking at each section and finish
- .-.- No data available at this section
- NA No data available



Horse/Jockey Name	Shadow Eclipse
Final Rank	4
Fastest Section Time (Section)	0:11.29 (1200m)
Top Speed [km/h] (Section)	64.8 (1400m)
Race State	Finished



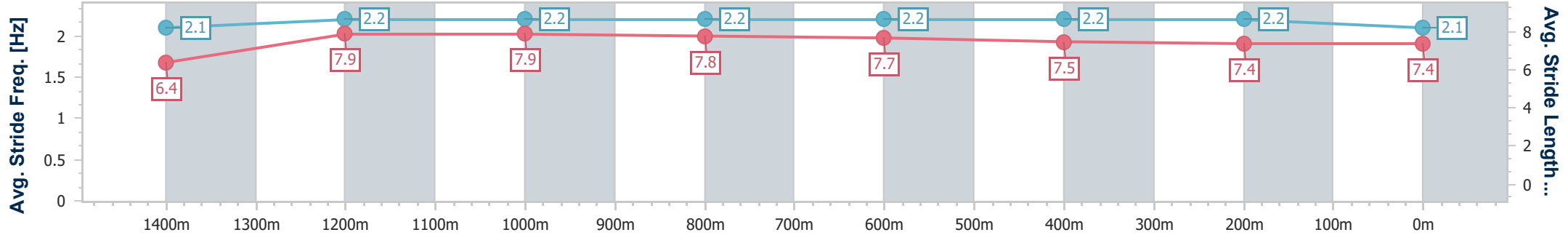
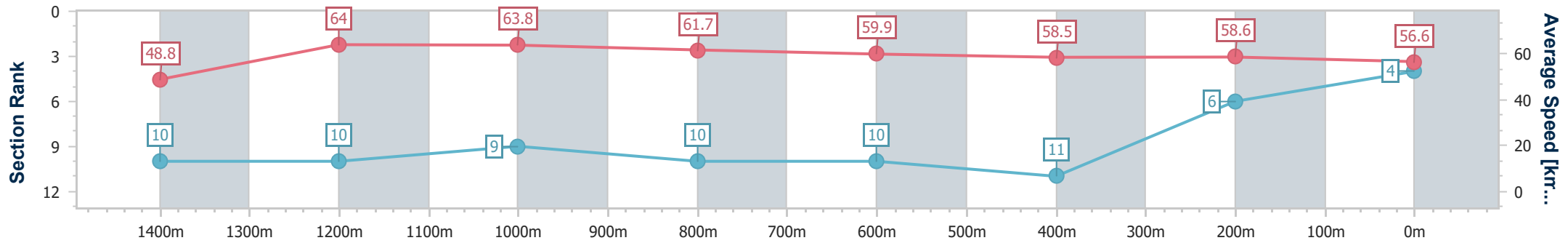
Mackay QLD Professional
Race 4: BOOK EVENT CENTRE FOR FUNCTIONS Class 1 Plate - 1560m



11 March 2024 - 13:39

Track Rating: Soft 6, Weather: Overcast, Rail Position: True

Section	Overall	1400m	1200m	1000m	800m	600m	400m	200m
Section Times	1:35.94 [4] (0:11.79)	1:24.15 [10] (0:11.41)	1:12.74 [10] (0:11.29)	1:01.45 [9] (0:11.69)	0:49.76 [10] (0:12.03)	0:37.73 [10] (0:12.58)	0:25.15 [11] (0:12.41)	0:12.74 [6] (0:12.74)
Average Speed [km/h]	48.8	64.0	63.8	61.7	59.9	58.5	58.6	56.6
Top Speed [km/h]	63.2	64.8	64.8	62.3	61.7	59.3	59.9	59.6
Avg. Dist. to Rail [m]	8.1	2.2	1.6	0.4	0.5	2.8	5.6	6.1
Avg. Stride Freq. [Hz]	2.1	2.2	2.2	2.2	2.2	2.2	2.2	2.1
Avg. Stride Length [m]	6.4	7.9	7.9	7.8	7.7	7.5	7.4	7.4



- [] Ranking at each section and finish
- .-.- No data available at this section
- NA No data available



Horse/Jockey Name	Alontro
Final Rank	5
Fastest Section Time (Section)	0:11.06 (Overall)
Top Speed [km/h] (Section)	66.1 (1400m)
Race State	Finished



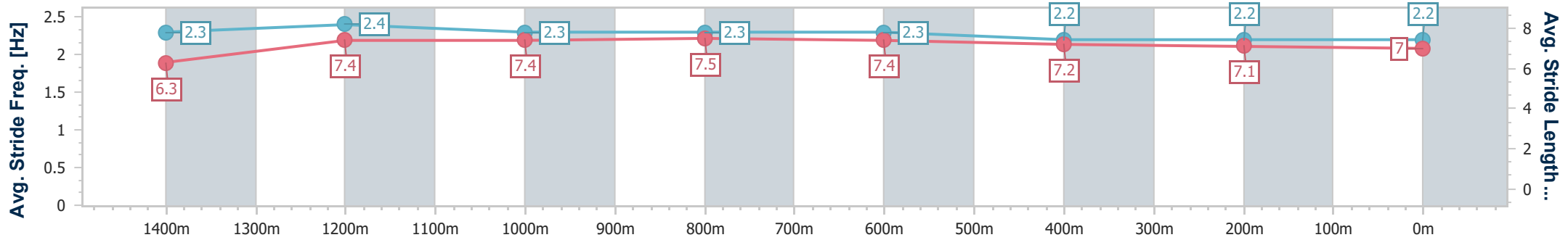
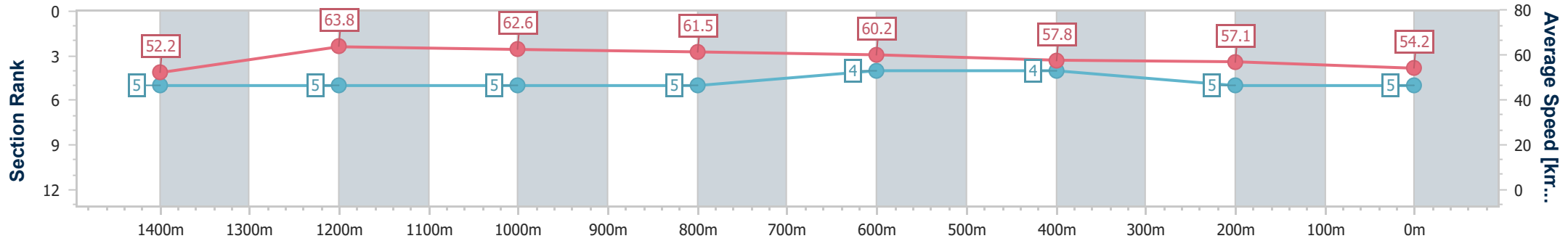
Mackay QLD Professional
Race 4: BOOK EVENT CENTRE FOR FUNCTIONS Class 1 Plate
- 1560m



11 March 2024 - 13:39

Track Rating: Soft 6, Weather: Overcast, Rail Position: True

Section	Overall	1400m	1200m	1000m	800m	600m	400m	200m
Section Times	1:35.97 [5] (0:11.06)	1:24.91 [5] (0:11.31)	1:13.60 [5] (0:11.51)	1:02.09 [5] (0:11.72)	0:50.37 [5] (0:12.02)	0:38.35 [4] (0:12.45)	0:25.90 [4] (0:12.66)	0:13.24 [5] (0:13.24)
Average Speed [km/h]	52.2	63.8	62.6	61.5	60.2	57.8	57.1	54.2
Top Speed [km/h]	65.4	66.1	63.8	62.4	60.7	59.5	57.5	56.2
Avg. Dist. to Rail [m]	2.6	0.8	0.7	0.6	0.3	0.7	1.7	3.6
Avg. Stride Freq. [Hz]	2.3	2.4	2.3	2.3	2.3	2.2	2.2	2.2
Avg. Stride Length [m]	6.3	7.4	7.4	7.5	7.4	7.2	7.1	7.0



- [] Ranking at each section and finish
- .-.- No data available at this section
- NA No data available



Horse/Jockey Name	Marshy
Final Rank	6
Fastest Section Time (Section)	0:11.26 (1200m)
Top Speed [km/h] (Section)	65.0 (1200m)
Race State	Finished



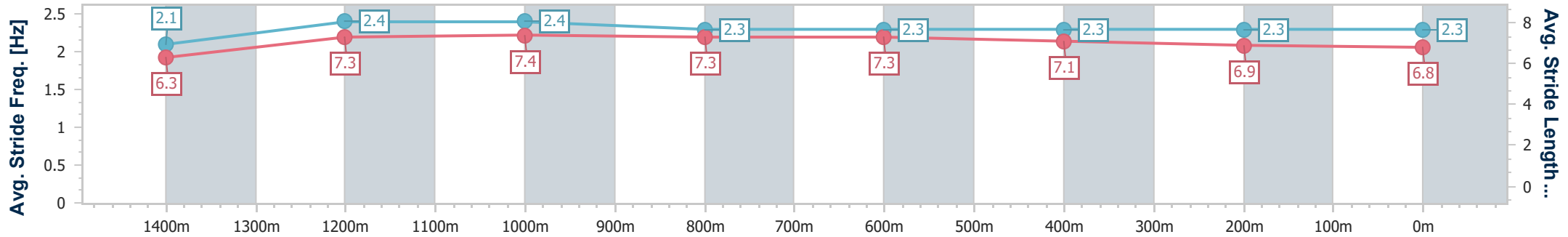
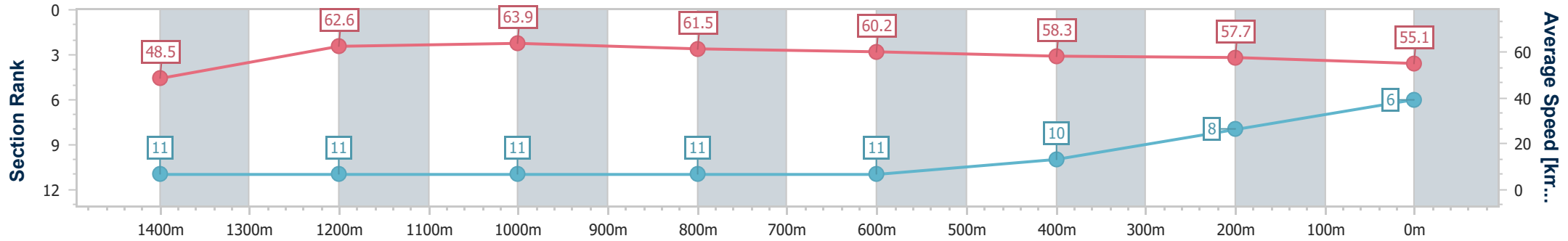
Mackay QLD Professional
Race 4: BOOK EVENT CENTRE FOR FUNCTIONS Class 1 Plate
- 1560m



11 March 2024 - 13:39

Track Rating: Soft 6, Weather: Overcast, Rail Position: True

Section	Overall	1400m	1200m	1000m	800m	600m	400m	200m
Section Times	1:36.34 [6] (0:11.94)	1:24.40 [11] (0:11.59)	1:12.81 [11] (0:11.26)	1:01.55 [11] (0:11.73)	0:49.82 [11] (0:11.95)	0:37.87 [11] (0:12.31)	0:25.56 [10] (0:12.51)	0:13.05 [8] (0:13.05)
Average Speed [km/h]	48.5	62.6	63.9	61.5	60.2	58.3	57.7	55.1
Top Speed [km/h]	60.6	63.4	65.0	63.8	62.2	59.6	58.2	57.9
Avg. Dist. to Rail [m]	6.7	1.5	0.7	0.4	0.3	0.3	0.4	0.9
Avg. Stride Freq. [Hz]	2.1	2.4	2.4	2.3	2.3	2.3	2.3	2.3
Avg. Stride Length [m]	6.3	7.3	7.4	7.3	7.3	7.1	6.9	6.8



- [] Ranking at each section and finish
- .-.- No data available at this section
- NA No data available



Horse/Jockey Name	Density
Final Rank	7
Fastest Section Time (Section)	0:11.36 (1200m)
Top Speed [km/h] (Section)	64.1 (1400m)
Race State	Finished



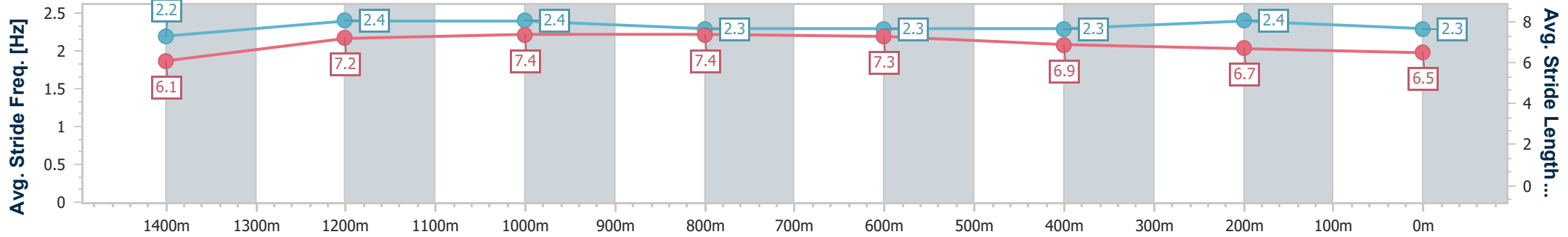
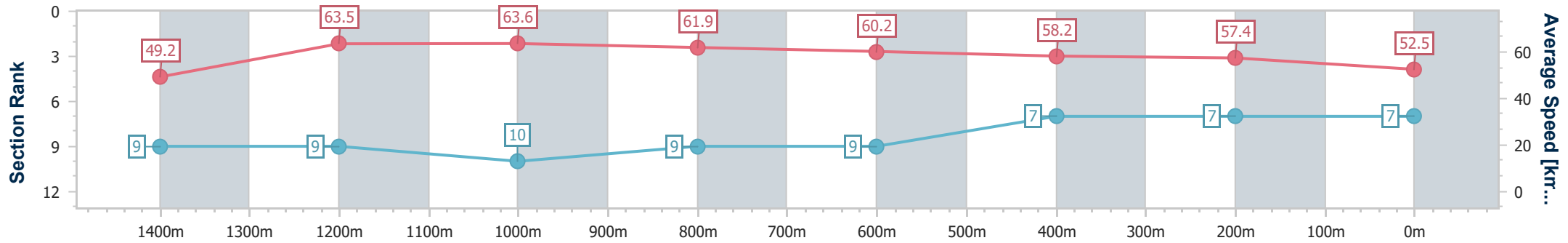
Mackay QLD Professional
Race 4: BOOK EVENT CENTRE FOR FUNCTIONS Class 1 Plate
- 1560m



11 March 2024 - 13:39

Track Rating: Soft 6, Weather: Overcast, Rail Position: True

Section	Overall	1400m	1200m	1000m	800m	600m	400m	200m
Section Times	1:36.94 [7] (0:11.71)	1:25.23 [9] (0:11.42)	1:13.81 [9] (0:11.36)	1:02.45 [10] (0:11.64)	0:50.81 [9] (0:11.98)	0:38.83 [9] (0:12.51)	0:26.32 [7] (0:12.63)	0:13.69 [7] (0:13.69)
Average Speed [km/h]	49.2	63.5	63.6	61.9	60.2	58.2	57.4	52.5
Top Speed [km/h]	63.5	64.1	64.1	62.8	61.3	59.4	58.9	56.7
Avg. Dist. to Rail [m]	4.2	1.6	1.2	0.5	0.6	1.8	3.2	6.4
Avg. Stride Freq. [Hz]	2.2	2.4	2.4	2.3	2.3	2.3	2.4	2.3
Avg. Stride Length [m]	6.1	7.2	7.4	7.4	7.3	6.9	6.7	6.5



- [] Ranking at each section and finish
- .-.- No data available at this section
- NA No data available



Horse/Jockey Name	Seisme
Final Rank	8
Fastest Section Time (Section)	0:10.92 (Overall)
Top Speed [km/h] (Section)	66.6 (1400m)
Race State	Finished



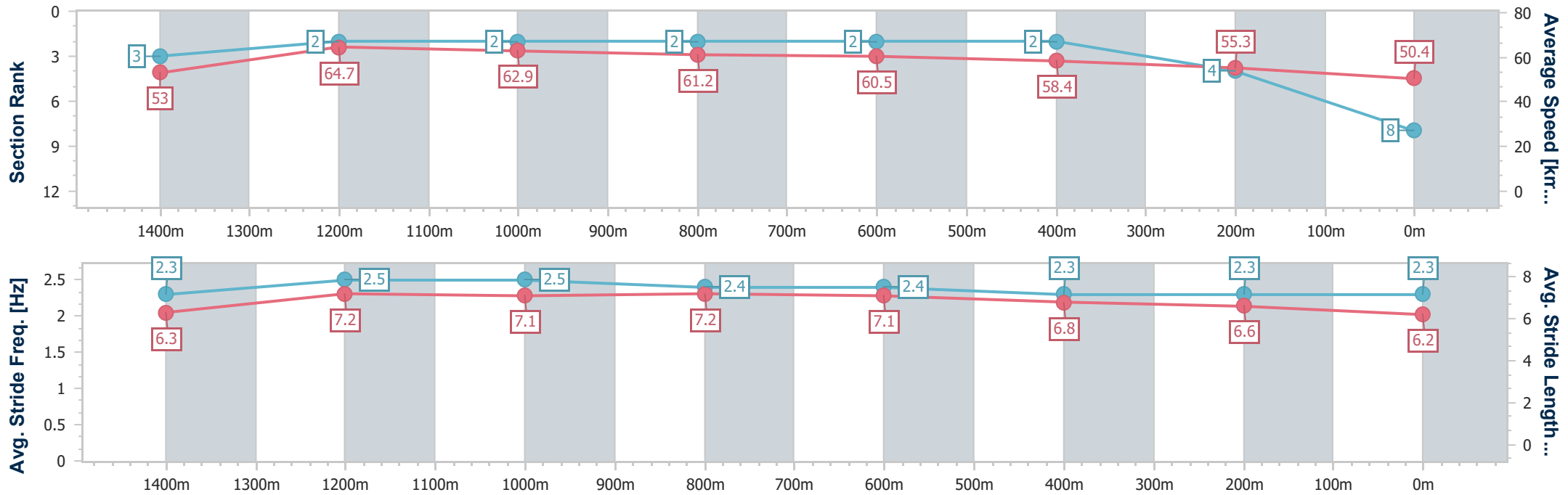
Mackay QLD Professional
Race 4: BOOK EVENT CENTRE FOR FUNCTIONS Class 1 Plate
- 1560m



11 March 2024 - 13:39

Track Rating: Soft 6, Weather: Overcast, Rail Position: True

Section	Overall	1400m	1200m	1000m	800m	600m	400m	200m
Section Times	1:36.97 [8] (0:10.92)	1:26.05 [3] (0:11.27)	1:14.78 [2] (0:11.45)	1:03.33 [2] (0:11.72)	0:51.61 [2] (0:11.88)	0:39.73 [2] (0:12.35)	0:27.38 [2] (0:13.09)	0:14.29 [4] (0:14.29)
Average Speed [km/h]	53.0	64.7	62.9	61.2	60.5	58.4	55.3	50.4
Top Speed [km/h]	65.4	66.6	63.9	63.3	60.9	59.9	55.9	54.5
Avg. Dist. to Rail [m]	8.6	2.9	0.5	0.8	0.7	1.0	3.6	4.9
Avg. Stride Freq. [Hz]	2.3	2.5	2.5	2.4	2.4	2.3	2.3	2.3
Avg. Stride Length [m]	6.3	7.2	7.1	7.2	7.1	6.8	6.6	6.2



- [] Ranking at each section and finish
- .-.- No data available at this section
- NA No data available



Horse/Jockey Name	Edgeofdreams
Final Rank	9
Fastest Section Time (Section)	0:11.32 (Overall)
Top Speed [km/h] (Section)	65.4 (1400m)
Race State	Finished



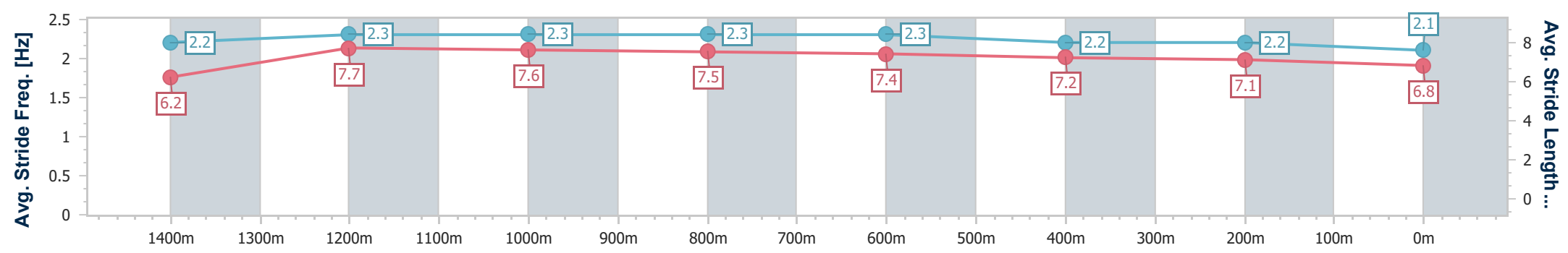
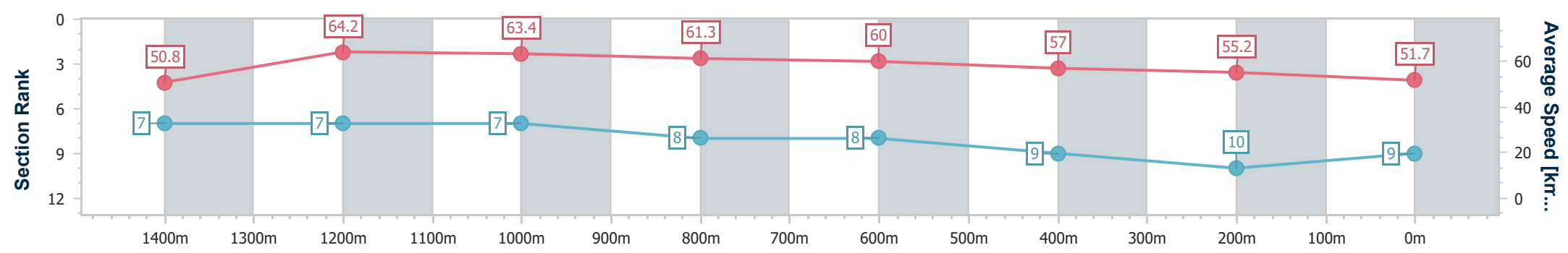
Mackay QLD Professional
Race 4: BOOK EVENT CENTRE FOR FUNCTIONS Class 1 Plate
- 1560m



11 March 2024 - 13:39

Track Rating: Soft 6, Weather: Overcast, Rail Position: True

Section	Overall	1400m	1200m	1000m	800m	600m	400m	200m				
Section Times	1:37.80 [9] (0:11.32)	1:26.48 [7] (0:11.40)	1:15.08 [7] (0:11.45)	1:03.63 [7] (0:11.76)	0:51.87 [8] (0:12.04)	0:39.83 [8] (0:12.79)	0:27.04 [9] (0:13.13)	0:13.91 [10] (0:13.91)				
Average Speed [km/h]	50.8	64.2	63.4	61.3	60.0	57.0	55.2	51.7				
Top Speed [km/h]	64.0	65.4	64.5	62.0	61.3	58.6	56.1	54.9				
Avg. Dist. to Rail [m]	7.2	3.4	1.9	1.2	1.6	1.5	3.4	3.0				
Avg. Stride Freq. [Hz]	2.2	2.3	2.3	2.3	2.3	2.2	2.2	2.1				
Avg. Stride Length [m]	6.2	7.7	7.6	7.5	7.4	7.2	7.1	6.8				



[] Ranking at each section and finish
 -.-.- No data available at this section
 NA No data available



Horse/Jockey Name	Let's Roll
Final Rank	10
Fastest Section Time (Section)	0:10.78 (Overall)
Top Speed [km/h] (Section)	65.8 (1400m)
Race State	Finished



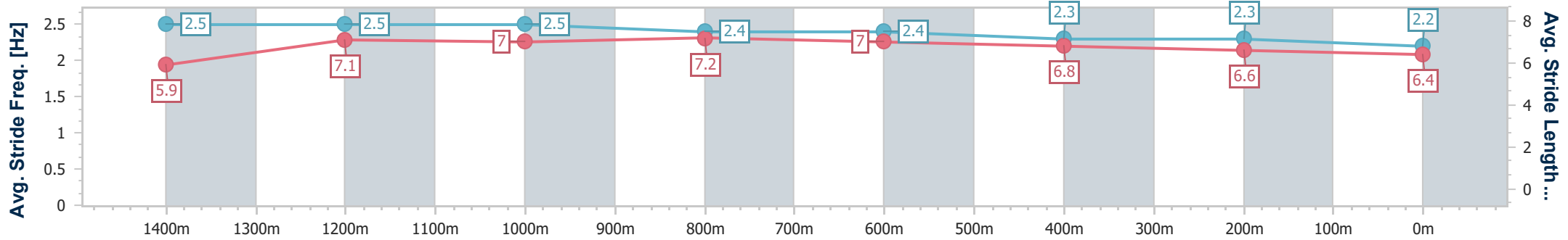
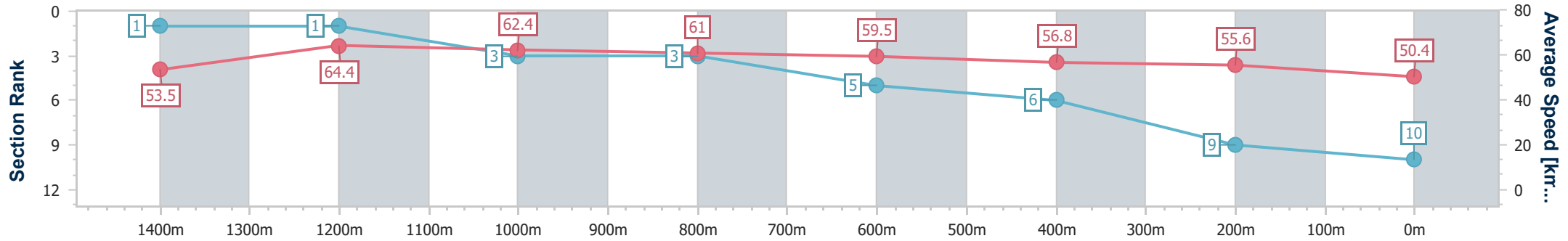
Mackay QLD Professional
Race 4: BOOK EVENT CENTRE FOR FUNCTIONS Class 1 Plate - 1560m



11 March 2024 - 13:39

Track Rating: Soft 6, Weather: Overcast, Rail Position: True

Section	Overall	1400m	1200m	1000m	800m	600m	400m	200m
Section Times	1:37.84 [10] (0:10.78)	1:27.06 [1] (0:11.33)	1:15.73 [1] (0:11.54)	1:04.19 [3] (0:11.88)	0:52.31 [3] (0:12.15)	0:40.16 [5] (0:12.82)	0:27.34 [6] (0:13.03)	0:14.31 [9] (0:14.31)
Average Speed [km/h]	53.5	64.4	62.4	61.0	59.5	56.8	55.6	50.4
Top Speed [km/h]	65.8	65.8	64.5	62.7	60.1	58.2	56.2	54.3
Avg. Dist. to Rail [m]	10.0	2.4	1.9	1.7	1.7	1.8	3.0	4.6
Avg. Stride Freq. [Hz]	2.5	2.5	2.5	2.4	2.4	2.3	2.3	2.2
Avg. Stride Length [m]	5.9	7.1	7.0	7.2	7.0	6.8	6.6	6.4



- [] Ranking at each section and finish
- .-.- No data available at this section
- NA No data available



Horse/Jockey Name	Bullock Island
Final Rank	11
Fastest Section Time (Section)	0:11.28 (1400m)
Top Speed [km/h] (Section)	65.3 (1400m)
Race State	Finished



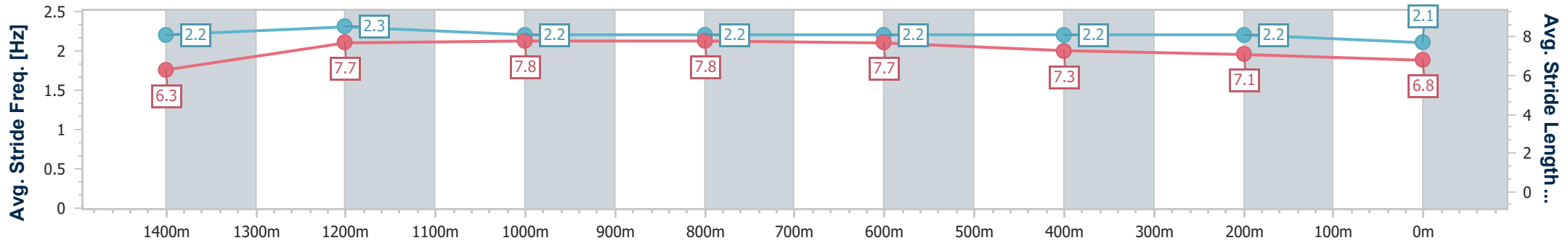
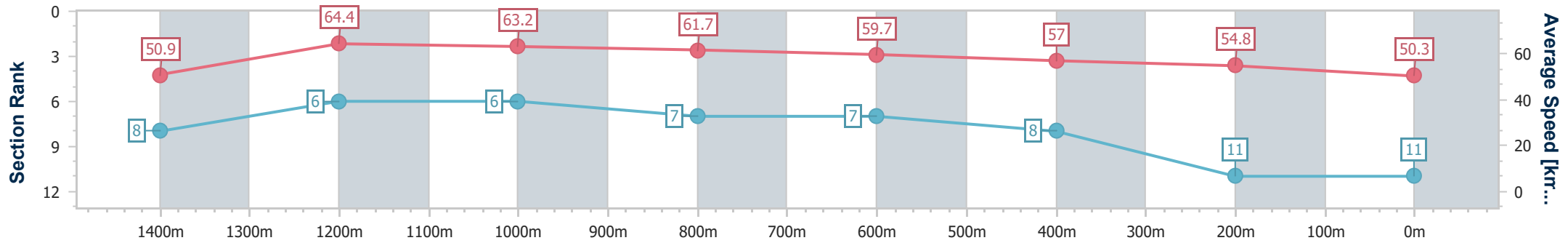
Mackay QLD Professional
Race 4: BOOK EVENT CENTRE FOR FUNCTIONS Class 1 Plate - 1560m



11 March 2024 - 13:39

Track Rating: Soft 6, Weather: Overcast, Rail Position: True

Section	Overall	1400m	1200m	1000m	800m	600m	400m	200m
Section Times	1:38.24 [11] (0:11.36)	1:26.88 [8] (0:11.28)	1:15.60 [6] (0:11.45)	1:04.15 [6] (0:11.77)	0:52.38 [7] (0:12.10)	0:40.28 [7] (0:12.79)	0:27.49 [8] (0:13.18)	0:14.31 [11] (0:14.31)
Average Speed [km/h]	50.9	64.4	63.2	61.7	59.7	57.0	54.8	50.3
Top Speed [km/h]	64.2	65.3	64.5	61.8	61.0	58.7	56.0	53.5
Avg. Dist. to Rail [m]	6.7	2.5	2.1	1.7	1.4	1.5	2.6	1.9
Avg. Stride Freq. [Hz]	2.2	2.3	2.2	2.2	2.2	2.2	2.2	2.1
Avg. Stride Length [m]	6.3	7.7	7.8	7.8	7.7	7.3	7.1	6.8



- [] Ranking at each section and finish
- .-.- No data available at this section
- NA No data available