



# Sunshine Coast Poly Track QLD Professional

## Race 4: WHATEVER IT TAKES BENCHMARK 58 Handicap - 2000m

15 March 2024 - 19:25



Track Rating: Synthetic, Weather: Fine, Rail Position: True

Section		Overall	1800m	1600m	1400m	1200m	1000m	800m	Last 600m				
Field Times		2:05.44 (0:13.68)	1:51.76 (0:11.30)	1:40.46 (0:12.21)	1:28.25 (0:12.81)	1:15.44 (0:13.13)	1:02.31 (0:13.23)	0:49.08 (0:12.82)	0:36.26				
Rank	TAB Horse/Jockey	Barrier	Top Speed [km/h]	Fastest Section									Distance Travelled [m]
1	6 SEERESS Shania Willis	6	65.3	0:11.44	2:05.44 [1] (0:14.03)	1:51.41 [4] (0:11.44)	1:39.97 [4] (0:12.09)	1:27.88 [4] (0:12.84)	1:15.04 [4] (0:13.13)	1:01.91 [3] (0:13.26)	0:48.65 [3] (0:12.80)	0:35.85	
2	4 MAN OF HEART Micheal Hellyer	4	64.2	0:11.43	2:05.77 [2] (0:14.81)	1:50.96 [9] (0:11.43)	1:39.53 [9] (0:11.92)	1:27.61 [9] (0:13.03)	1:14.58 [9] (0:13.10)	1:01.48 [9] (0:13.21)	0:48.27 [9] (0:12.47)	0:35.80	-3
3	3 HEREDITARY Jake Bayliss	3	64.6	0:11.45	2:05.88 [3] (0:13.93)	1:51.95 [3] (0:11.45)	1:40.50 [3] (0:12.06)	1:28.44 [3] (0:12.92)	1:15.52 [3] (0:13.19)	1:02.33 [4] (0:13.27)	0:49.06 [4] (0:12.79)	0:36.27	-9
4	5 ZOUY'S COMET Dale Smith	5	63.8	0:11.60	2:06.52 [4] (0:14.38)	1:52.14 [7] (0:11.60)	1:40.54 [7] (0:11.94)	1:28.60 [7] (0:12.99)	1:15.61 [7] (0:13.15)	1:02.46 [7] (0:13.23)	0:49.23 [7] (0:12.75)	0:36.48	-8
5	9 ROCK WAR Jai Williams	9	64.4	0:11.45	2:06.79 [5] (0:14.13)	1:52.66 [5] (0:11.45)	1:41.21 [5] (0:12.03)	1:29.18 [5] (0:12.96)	1:16.22 [5] (0:13.20)	1:03.02 [5] (0:13.18)	0:49.84 [5] (0:12.81)	0:37.03	-12
6	10 FORCE ME Georgina Cartwright	10	65.1	0:11.37	2:06.81 [6] (0:13.76)	1:53.05 [2] (0:11.37)	1:41.68 [2] (0:12.13)	1:29.55 [2] (0:12.75)	1:16.80 [2] (0:13.16)	1:03.64 [2] (0:13.32)	0:50.32 [2] (0:12.89)	0:37.43	-4
7	2 SNAPOUTOFIT Michael Cahill	2	65.6	0:11.30	2:07.56 [7] (0:13.68)	1:53.88 [1] (0:11.30)	1:42.58 [1] (0:12.21)	1:30.37 [1] (0:12.81)	1:17.56 [1] (0:13.13)	1:04.43 [1] (0:13.23)	0:51.20 [1] (0:12.82)	0:38.38	-7
8	8 PRINCE OF TOKYO Mark Du Plessis	8	64.8	0:11.47	2:07.63 [8] (0:14.60)	1:53.03 [8] (0:11.47)	1:41.56 [8] (0:11.92)	1:29.64 [8] (0:12.95)	1:16.69 [8] (0:13.16)	1:03.53 [8] (0:13.21)	0:50.32 [8] (0:12.75)	0:37.57	-3
9	7 PERSUAL Trudy Thornton	7	63.3	0:11.65	2:07.63 [9] (0:14.21)	1:53.42 [6] (0:11.65)	1:41.77 [6] (0:12.04)	1:29.73 [6] (0:12.81)	1:16.92 [6] (0:13.16)	1:03.76 [6] (0:13.20)	0:50.56 [6] (0:12.79)	0:37.77	+0

Scratched: Never Bird (#1)

[ ] Ranking at each section and finish  
 -:-:- No data available at this section  
 NA No data available

SCN Saddle cloth number  
 DNF Did not finish  
 DNT Did not track



**Sunshine Coast Poly Track QLD Professional**  
**Race 4: WHATEVER IT TAKES BENCHMARK 58 Handicap - 2000m**  
**15 March 2024 - 19:25**



Track Rating: Synthetic, Weather: Fine, Rail Position: True

Section				600m	400m	200m			Last 600m		
Field Times				0:36.26 (0:12.34)	0:23.92 (0:11.70)	0:12.22 (0:12.22)			0:36.26		
Rank	TAB	Horse/Jockey	Barrier	Top Speed [km/h]	Fastest Section	Margin			Distance Travelled [m]		
1	6	<b>SEERESS</b> Shania Willis	6	65.3 Overall	0:11.44 1800m	0:35.85 [3] (0:12.00)	0:23.85 [3] (0:11.63)	0:12.22 [1] (0:12.22)	2:05.44	0:35.85	
2	4	<b>MAN OF HEART</b> Micheal Hellyer	4	64.2 Overall	0:11.43 1800m	0:35.80 [7] (0:11.90)	0:23.90 [6] (0:11.84)	0:12.06 [3] (0:12.06)	1.8L	0:35.80	-3
3	3	<b>HEREDITARY</b> Jake Bayliss	3	64.6 Overall	0:11.45 1800m	0:36.27 [4] (0:11.95)	0:24.32 [2] (0:11.85)	0:12.47 [2] (0:12.47)	2.3L	0:36.27	-9
4	5	<b>ZOUY'S COMET</b> Dale Smith	5	63.8 Overall	0:11.60 1800m	0:36.48 [8] (0:12.20)	0:24.28 [7] (0:11.96)	0:12.32 [7] (0:12.32)	6.1L	0:36.48	-8
5	9	<b>ROCK WAR</b> Jai Williams	9	64.4 Overall	0:11.45 1800m	0:37.03 [5] (0:12.08)	0:24.95 [5] (0:12.24)	0:12.71 [6] (0:12.71)	7.6L	0:37.03	-12
6	10	<b>FORCE ME</b> Georgina Cartwright	10	65.1 Overall	0:11.37 1800m	0:37.43 [2] (0:12.31)	0:25.12 [4] (0:12.32)	0:12.80 [5] (0:12.80)	7.7L	0:37.43	-4
7	2	<b>SNAPOUTOFIT</b> Michael Cahill	2	65.6 1800m	0:11.30 1800m	0:38.38 [1] (0:12.34)	0:26.04 [1] (0:12.47)	0:13.57 [4] (0:13.57)	12L	0:38.38	-7
8	8	<b>PRINCE OF TOKYO</b> Mark Du Plessis	8	64.8 Overall	0:11.47 1800m	0:37.57 [9] (0:12.33)	0:25.24 [9] (0:12.34)	0:12.90 [8] (0:12.90)	12.3L	0:37.57	-3
9	7	<b>PERSUAL</b> Trudy Thornton	7	63.3 1800m	0:11.65 1800m	0:37.77 [6] (0:12.38)	0:25.39 [8] (0:12.51)	0:12.88 [9] (0:12.88)	12.4L	0:37.77	+0

Scratched: Never Bird (#1)

[ ] Ranking at each section and finish  
 -:-:- No data available at this section  
 NA No data available

SCN Saddle cloth number  
 DNF Did not finish  
 DNT Did not track



Horse/Jockey Name	Seeress
Final Rank	1
Fastest Section Time (Section)	0:11.44 (1800m)
Top Speed [km/h] (Section)	65.3 (Overall)
Race State	Finished



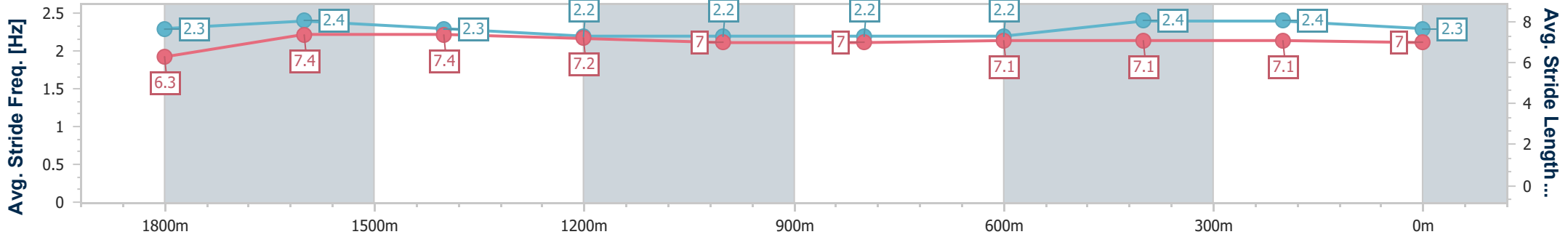
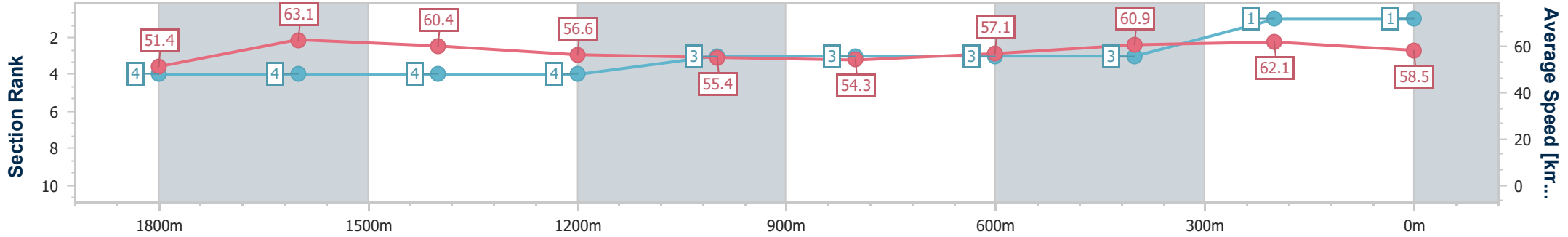
Sunshine Coast Poly Track QLD Professional  
Race 4: WHATEVER IT TAKES BENCHMARK 58 Handicap - 2000m



15 March 2024 - 19:25

Track Rating: Synthetic, Weather: Fine, Rail Position: True

Section	Overall	1800m	1600m	1400m	1200m	1000m	800m	600m	400m	200m
Section Times	2:05.44 [1] (0:14.03)	1:51.41 [4] (0:11.44)	1:39.97 [4] (0:12.09)	1:27.88 [4] (0:12.84)	1:15.04 [4] (0:13.13)	1:01.91 [3] (0:13.26)	0:48.65 [3] (0:12.80)	0:35.85 [3] (0:12.00)	0:23.85 [3] (0:11.63)	0:12.22 [1] (0:12.22)
Average Speed [km/h]	51.4	63.1	60.4	56.6	55.4	54.3	57.1	60.9	62.1	58.5
Top Speed [km/h]	65.3	64.5	62.1	58.7	56.3	55.3	58.8	62.8	62.8	61.0
Avg. Dist. to Rail [m]	4.1	0.7	2.7	3.4	2.7	2.5	2.1	2.0	4.8	5.4
Avg. Stride Freq. [Hz]	2.3	2.4	2.3	2.2	2.2	2.2	2.2	2.4	2.4	2.3
Avg. Stride Length [m]	6.3	7.4	7.4	7.2	7.0	7.0	7.1	7.1	7.1	7.0



- [ ] Ranking at each section and finish
- .-.- No data available at this section
- NA No data available



Horse/Jockey Name	Man Of Heart
Final Rank	2
Fastest Section Time (Section)	0:11.43 (1800m)
Top Speed [km/h] (Section)	64.2 (Overall)
Race State	Finished



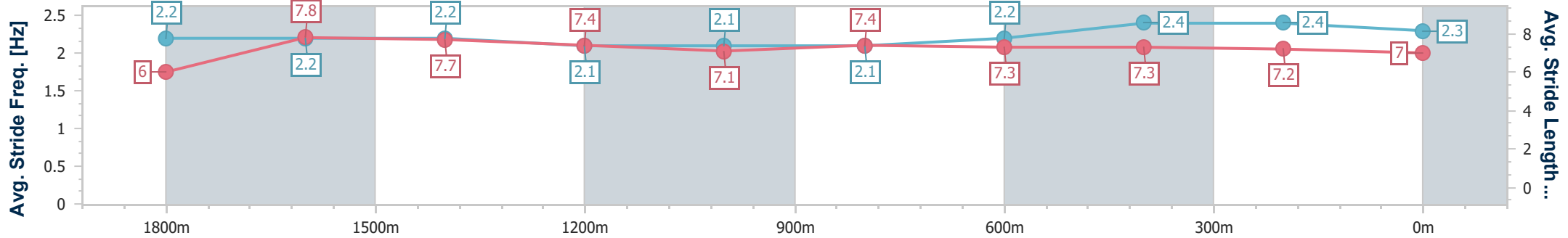
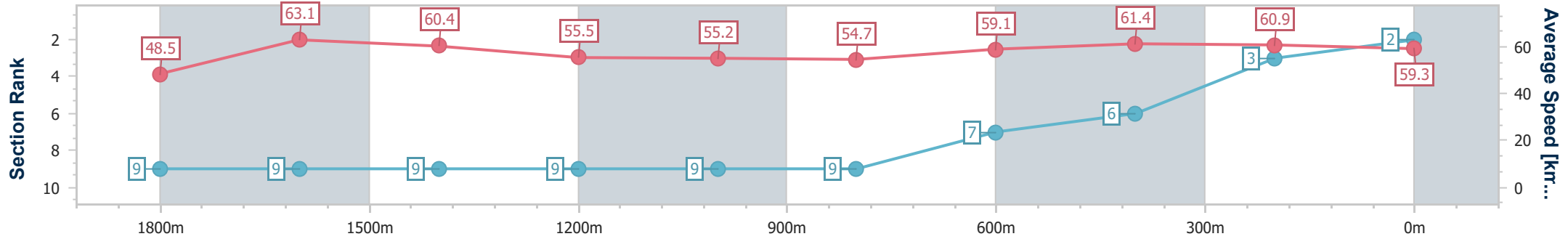
Sunshine Coast Poly Track QLD Professional  
Race 4: WHATEVER IT TAKES BENCHMARK 58 Handicap - 2000m



15 March 2024 - 19:25

Track Rating: Synthetic, Weather: Fine, Rail Position: True

Section	Overall	1800m	1600m	1400m	1200m	1000m	800m	600m	400m	200m
Section Times	2:05.77 [2] (0:14.81)	1:50.96 [9] (0:11.43)	1:39.53 [9] (0:11.92)	1:27.61 [9] (0:13.03)	1:14.58 [9] (0:13.10)	1:01.48 [9] (0:13.21)	0:48.27 [9] (0:12.47)	0:35.80 [7] (0:11.90)	0:23.90 [6] (0:11.84)	0:12.06 [3] (0:12.06)
Average Speed [km/h]	48.5	63.1	60.4	55.5	55.2	54.7	59.1	61.4	60.9	59.3
Top Speed [km/h]	64.2	63.8	61.7	57.5	55.9	55.8	60.9	62.3	62.2	60.5
Avg. Dist. to Rail [m]	0.9	0.3	0.4	2.1	2.1	3.0	3.4	2.4	5.1	5.7
Avg. Stride Freq. [Hz]	2.2	2.2	2.2	2.1	2.1	2.1	2.2	2.4	2.4	2.3
Avg. Stride Length [m]	6.0	7.8	7.7	7.4	7.1	7.4	7.3	7.3	7.2	7.0



- [ ] Ranking at each section and finish
- .-.- No data available at this section
- NA No data available



Horse/Jockey Name	Hereditary
Final Rank	3
Fastest Section Time (Section)	0:11.45 (1800m)
Top Speed [km/h] (Section)	64.6 (Overall)
Race State	Finished



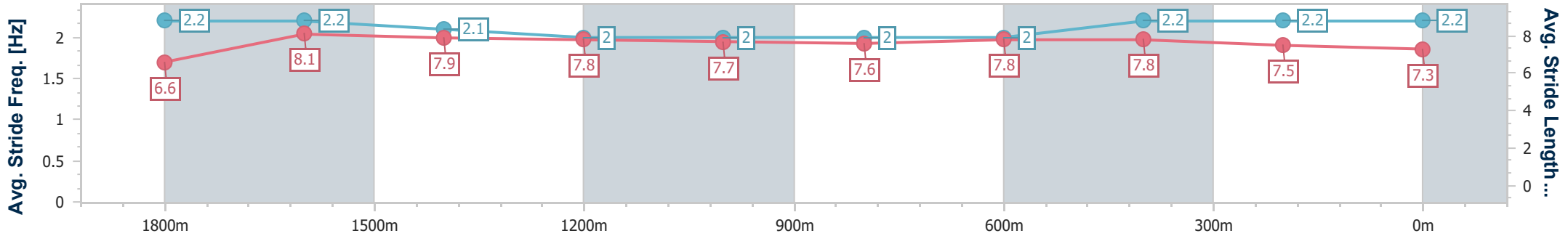
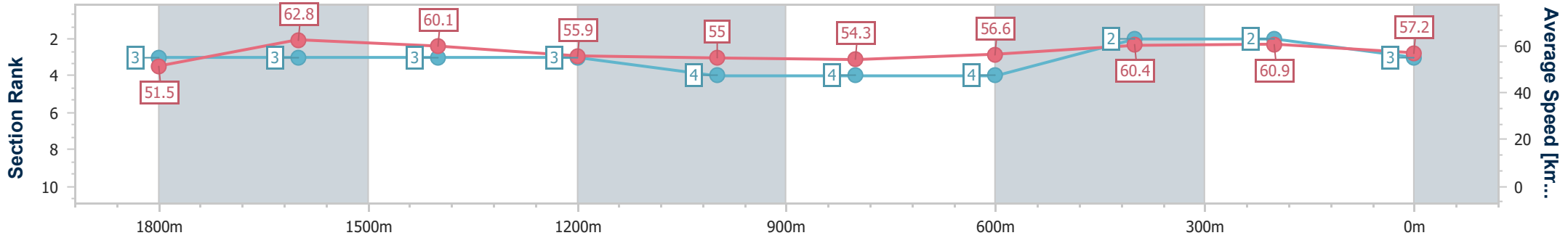
Sunshine Coast Poly Track QLD Professional  
Race 4: WHATEVER IT TAKES BENCHMARK 58 Handicap - 2000m



15 March 2024 - 19:25

Track Rating: Synthetic, Weather: Fine, Rail Position: True

Section	Overall	1800m	1600m	1400m	1200m	1000m	800m	600m	400m	200m
Section Times	2:05.88 [3] (0:13.93)	1:51.95 [3] (0:11.45)	1:40.50 [3] (0:12.06)	1:28.44 [3] (0:12.92)	1:15.52 [3] (0:13.19)	1:02.33 [4] (0:13.27)	0:49.06 [4] (0:12.79)	0:36.27 [4] (0:11.95)	0:24.32 [2] (0:11.85)	0:12.47 [2] (0:12.47)
Average Speed [km/h]	51.5	62.8	60.1	55.9	55.0	54.3	56.6	60.4	60.9	57.2
Top Speed [km/h]	64.6	64.3	61.9	57.1	55.8	55.3	58.9	61.6	61.7	59.2
Avg. Dist. to Rail [m]	1.6	0.7	0.8	1.7	1.8	1.7	1.3	0.3	2.6	3.0
Avg. Stride Freq. [Hz]	2.2	2.2	2.1	2.0	2.0	2.0	2.0	2.2	2.2	2.2
Avg. Stride Length [m]	6.6	8.1	7.9	7.8	7.7	7.6	7.8	7.8	7.5	7.3



- [ ] Ranking at each section and finish
- .-.- No data available at this section
- NA No data available



Horse/Jockey Name	Zouy's Comet
Final Rank	4
Fastest Section Time (Section)	0:11.60 (1800m)
Top Speed [km/h] (Section)	63.8 (Overall)
Race State	Finished



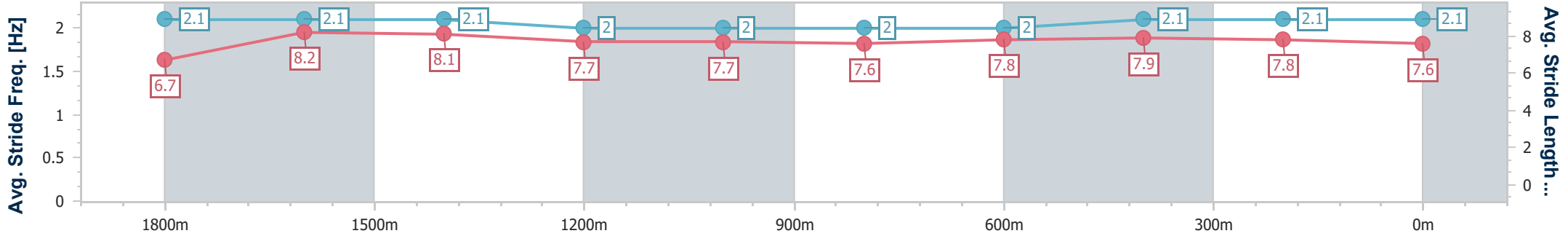
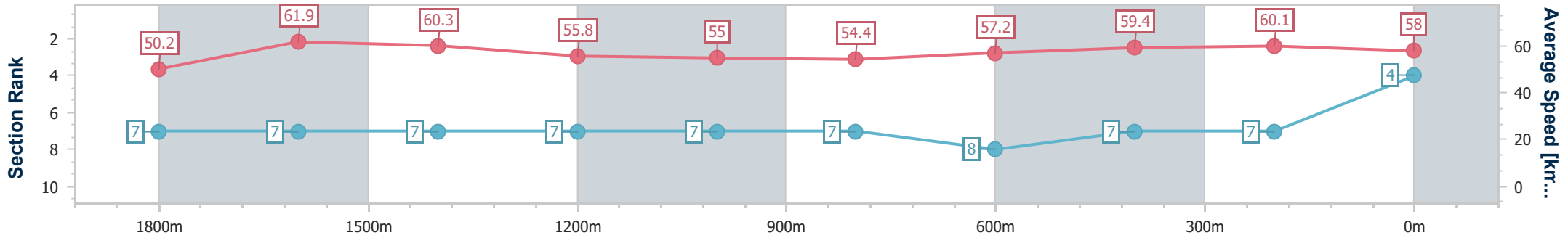
Sunshine Coast Poly Track QLD Professional  
Race 4: WHATEVER IT TAKES BENCHMARK 58 Handicap - 2000m



15 March 2024 - 19:25

Track Rating: Synthetic, Weather: Fine, Rail Position: True

Section	Overall	1800m	1600m	1400m	1200m	1000m	800m	600m	400m	200m
Section Times	2:06.52 [4] (0:14.38)	1:52.14 [7] (0:11.60)	1:40.54 [7] (0:11.94)	1:28.60 [7] (0:12.99)	1:15.61 [7] (0:13.15)	1:02.46 [7] (0:13.23)	0:49.23 [7] (0:12.75)	0:36.48 [8] (0:12.20)	0:24.28 [7] (0:11.96)	0:12.32 [7] (0:12.32)
Average Speed [km/h]	50.2	61.9	60.3	55.8	55.0	54.4	57.2	59.4	60.1	58.0
Top Speed [km/h]	63.8	62.9	62.1	57.2	55.4	55.8	59.4	61.2	61.2	59.2
Avg. Dist. to Rail [m]	1.9	0.7	0.5	2.1	2.1	1.9	1.9	0.7	2.3	3.9
Avg. Stride Freq. [Hz]	2.1	2.1	2.1	2.0	2.0	2.0	2.0	2.1	2.1	2.1
Avg. Stride Length [m]	6.7	8.2	8.1	7.7	7.7	7.6	7.8	7.9	7.8	7.6



- [ ] Ranking at each section and finish
- .-.- No data available at this section
- NA No data available



Horse/Jockey Name	Rock War
Final Rank	5
Fastest Section Time (Section)	0:11.45 (1800m)
Top Speed [km/h] (Section)	64.4 (Overall)
Race State	Finished



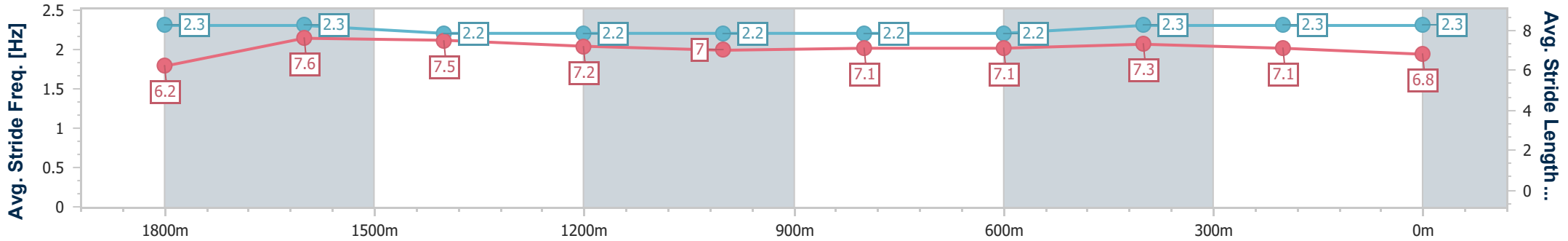
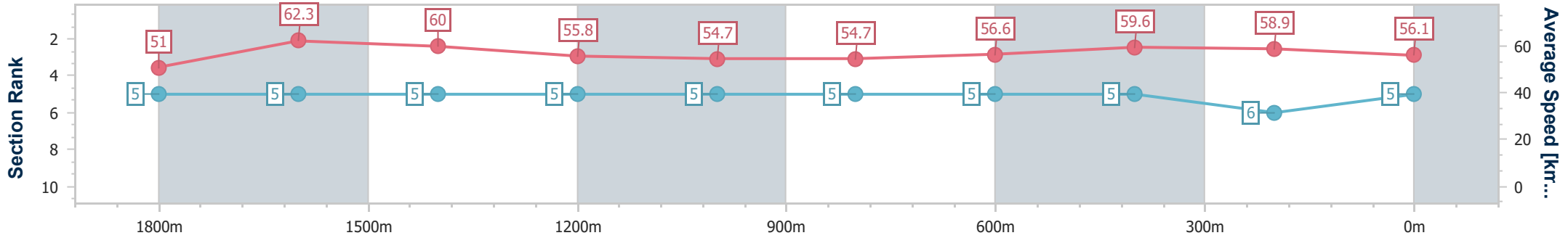
Sunshine Coast Poly Track QLD Professional  
Race 4: WHATEVER IT TAKES BENCHMARK 58 Handicap - 2000m



15 March 2024 - 19:25

Track Rating: Synthetic, Weather: Fine, Rail Position: True

Section	Overall	1800m	1600m	1400m	1200m	1000m	800m	600m	400m	200m
Section Times	2:06.79 [5] (0:14.13)	1:52.66 [5] (0:11.45)	1:41.21 [5] (0:12.03)	1:29.18 [5] (0:12.96)	1:16.22 [5] (0:13.20)	1:03.02 [5] (0:13.18)	0:49.84 [5] (0:12.81)	0:37.03 [5] (0:12.08)	0:24.95 [5] (0:12.24)	0:12.71 [6] (0:12.71)
Average Speed [km/h]	51.0	62.3	60.0	55.8	54.7	54.7	56.6	59.6	58.9	56.1
Top Speed [km/h]	64.4	64.1	61.1	57.2	55.2	55.2	58.7	61.2	60.3	57.7
Avg. Dist. to Rail [m]	1.8	1.4	0.6	1.8	1.6	1.6	1.2	0.6	0.4	0.4
Avg. Stride Freq. [Hz]	2.3	2.3	2.2	2.2	2.2	2.2	2.2	2.3	2.3	2.3
Avg. Stride Length [m]	6.2	7.6	7.5	7.2	7.0	7.1	7.1	7.3	7.1	6.8



- [ ] Ranking at each section and finish
- .-.- No data available at this section
- NA No data available



Horse/Jockey Name	Force Me
Final Rank	6
Fastest Section Time (Section)	0:11.37 (1800m)
Top Speed [km/h] (Section)	65.1 (Overall)
Race State	Finished



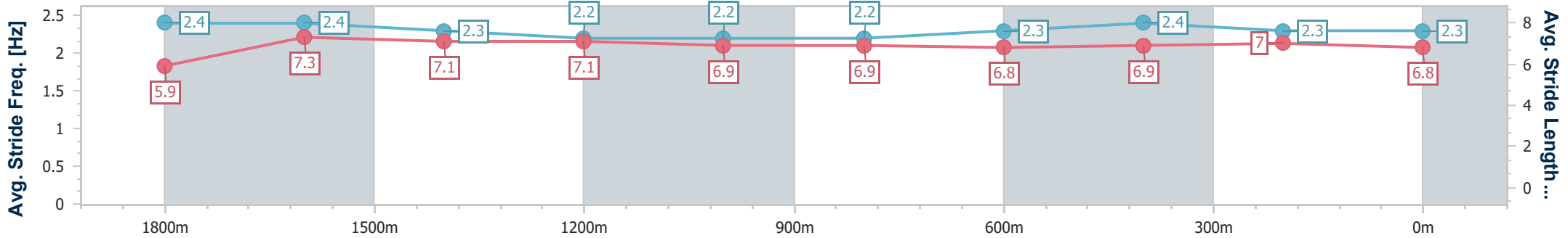
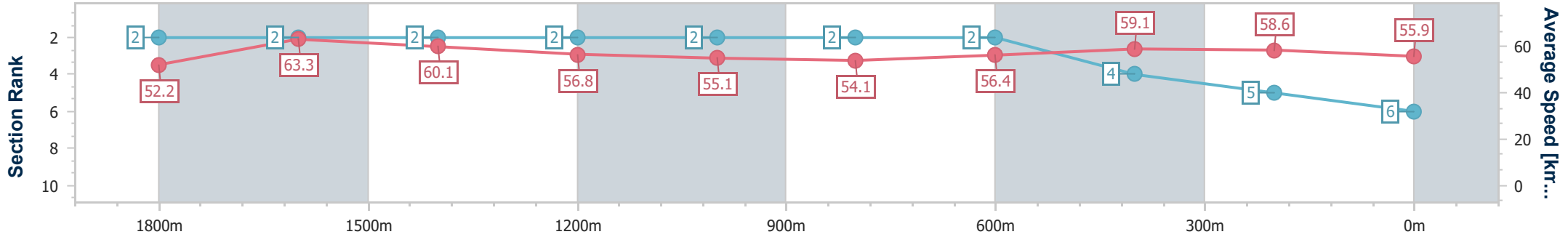
Sunshine Coast Poly Track QLD Professional  
Race 4: WHATEVER IT TAKES BENCHMARK 58 Handicap - 2000m



15 March 2024 - 19:25

Track Rating: Synthetic, Weather: Fine, Rail Position: True

Section	Overall	1800m	1600m	1400m	1200m	1000m	800m	600m	400m	200m
Section Times	2:06.81 [6] (0:13.76)	1:53.05 [2] (0:11.37)	1:41.68 [2] (0:12.13)	1:29.55 [2] (0:12.75)	1:16.80 [2] (0:13.16)	1:03.64 [2] (0:13.32)	0:50.32 [2] (0:12.89)	0:37.43 [2] (0:12.31)	0:25.12 [4] (0:12.32)	0:12.80 [5] (0:12.80)
Average Speed [km/h]	52.2	63.3	60.1	56.8	55.1	54.1	56.4	59.1	58.6	55.9
Top Speed [km/h]	65.1	64.8	61.5	58.5	55.9	55.0	58.1	60.9	59.9	57.2
Avg. Dist. to Rail [m]	6.4	0.5	1.6	2.7	2.7	2.8	1.9	1.2	2.6	2.1
Avg. Stride Freq. [Hz]	2.4	2.4	2.3	2.2	2.2	2.2	2.3	2.4	2.3	2.3
Avg. Stride Length [m]	5.9	7.3	7.1	7.1	6.9	6.9	6.8	6.9	7.0	6.8



- [ ] Ranking at each section and finish
- .-.- No data available at this section
- NA No data available





Horse/Jockey Name	Snapoutfit
Final Rank	7
Fastest Section Time (Section)	0:11.30 (1800m)
Top Speed [km/h] (Section)	65.6 (1800m)
Race State	Finished



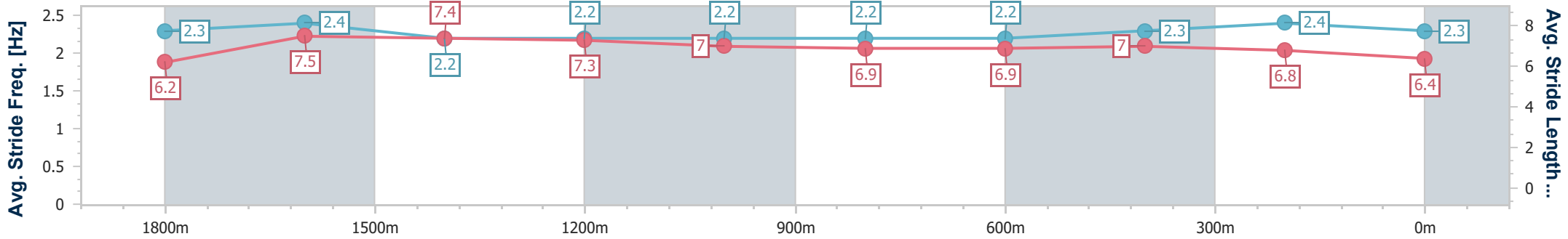
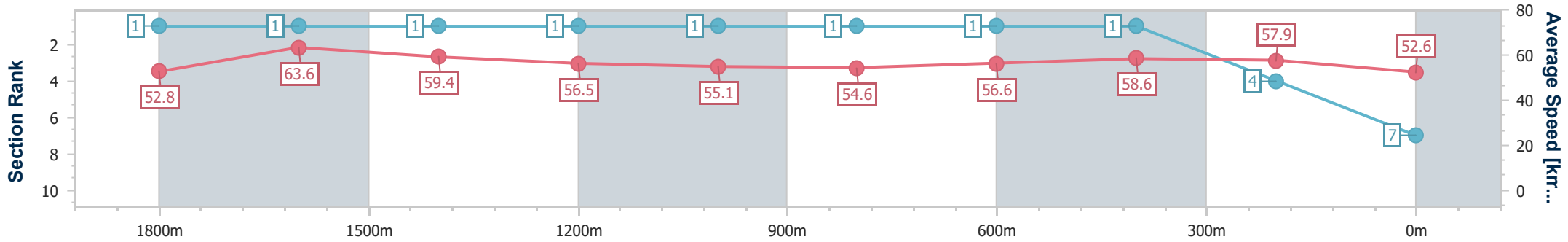
Sunshine Coast Poly Track QLD Professional  
Race 4: WHATEVER IT TAKES BENCHMARK 58 Handicap - 2000m



15 March 2024 - 19:25

Track Rating: Synthetic, Weather: Fine, Rail Position: True

Section	Overall	1800m	1600m	1400m	1200m	1000m	800m	600m	400m	200m
Section Times	2:07.56 [7] (0:13.68)	1:53.88 [1] (0:11.30)	1:42.58 [1] (0:12.21)	1:30.37 [1] (0:12.81)	1:17.56 [1] (0:13.13)	1:04.43 [1] (0:13.23)	0:51.20 [1] (0:12.82)	0:38.38 [1] (0:12.34)	0:26.04 [1] (0:12.47)	0:13.57 [4] (0:13.57)
Average Speed [km/h]	52.8	63.6	59.4	56.5	55.1	54.6	56.6	58.6	57.9	52.6
Top Speed [km/h]	65.5	65.6	61.0	58.0	56.1	55.3	58.9	59.5	59.1	55.9
Avg. Dist. to Rail [m]	4.9	0.8	1.1	2.6	2.6	1.9	1.2	0.9	2.2	1.8
Avg. Stride Freq. [Hz]	2.3	2.4	2.2	2.2	2.2	2.2	2.2	2.3	2.4	2.3
Avg. Stride Length [m]	6.2	7.5	7.4	7.3	7.0	6.9	6.9	7.0	6.8	6.4



- [ ] Ranking at each section and finish
- .-.- No data available at this section
- NA No data available



Horse/Jockey Name	Prince Of Tokyo
Final Rank	8
Fastest Section Time (Section)	0:11.47 (1800m)
Top Speed [km/h] (Section)	64.8 (Overall)
Race State	Finished



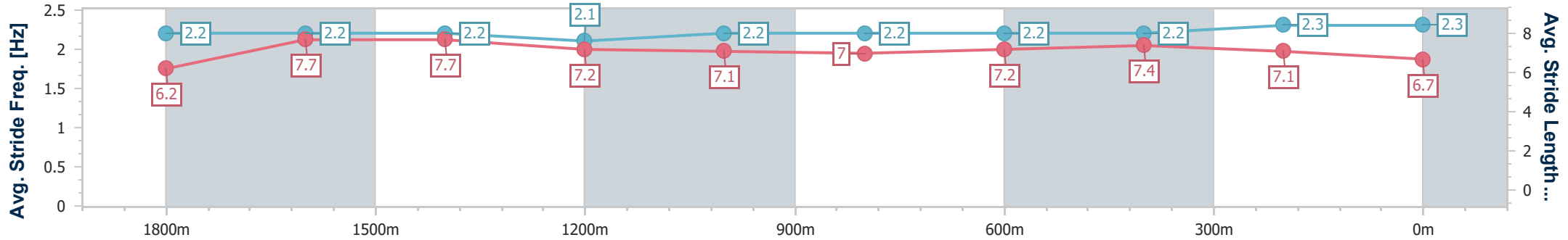
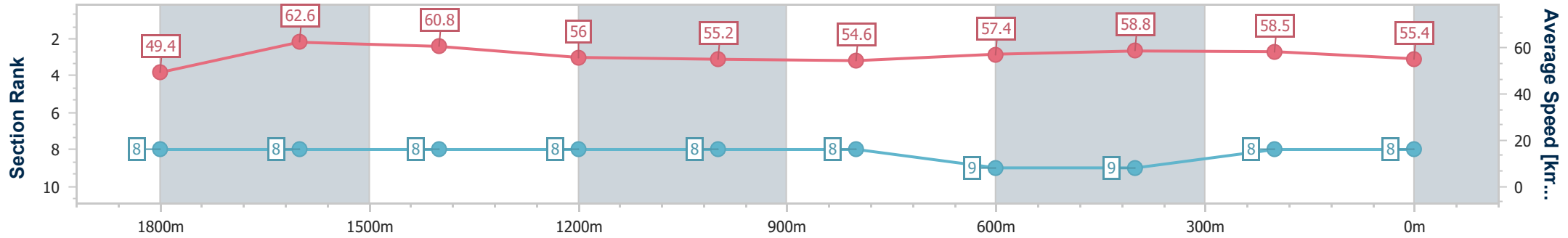
Sunshine Coast Poly Track QLD Professional  
Race 4: WHATEVER IT TAKES BENCHMARK 58 Handicap - 2000m



15 March 2024 - 19:25

Track Rating: Synthetic, Weather: Fine, Rail Position: True

Section	Overall	1800m	1600m	1400m	1200m	1000m	800m	600m	400m	200m
Section Times	2:07.63 [8] (0:14.60)	1:53.03 [8] (0:11.47)	1:41.56 [8] (0:11.92)	1:29.64 [8] (0:12.95)	1:16.69 [8] (0:13.16)	1:03.53 [8] (0:13.21)	0:50.32 [8] (0:12.75)	0:37.57 [9] (0:12.33)	0:25.24 [9] (0:12.34)	0:12.90 [8] (0:12.90)
Average Speed [km/h]	49.4	62.6	60.8	56.0	55.2	54.6	57.4	58.8	58.5	55.4
Top Speed [km/h]	64.8	63.3	62.3	57.9	55.7	55.5	59.3	59.6	59.3	57.7
Avg. Dist. to Rail [m]	3.1	0.4	1.2	3.0	2.8	3.1	2.4	1.3	4.7	4.1
Avg. Stride Freq. [Hz]	2.2	2.2	2.2	2.1	2.2	2.2	2.2	2.2	2.3	2.3
Avg. Stride Length [m]	6.2	7.7	7.7	7.2	7.1	7.0	7.2	7.4	7.1	6.7



- [ ] Ranking at each section and finish
- .-.- No data available at this section
- NA No data available



Horse/Jockey Name	Persual
Final Rank	9
Fastest Section Time (Section)	0:11.65 (1800m)
Top Speed [km/h] (Section)	63.3 (1800m)
Race State	Finished



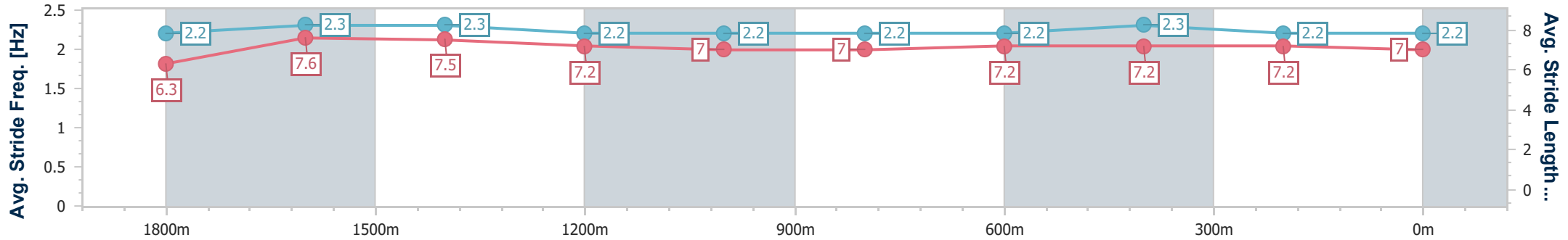
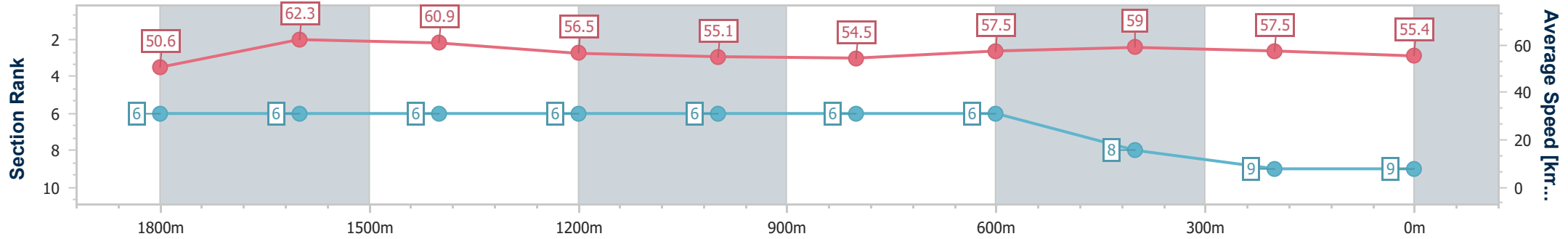
Sunshine Coast Poly Track QLD Professional  
Race 4: WHATEVER IT TAKES BENCHMARK 58 Handicap - 2000m



15 March 2024 - 19:25

Track Rating: Synthetic, Weather: Fine, Rail Position: True

Section	Overall	1800m	1600m	1400m	1200m	1000m	800m	600m	400m	200m
Section Times	2:07.63 [9] (0:14.21)	1:53.42 [6] (0:11.65)	1:41.77 [6] (0:12.04)	1:29.73 [6] (0:12.81)	1:16.92 [6] (0:13.16)	1:03.76 [6] (0:13.20)	0:50.56 [6] (0:12.79)	0:37.77 [6] (0:12.38)	0:25.39 [8] (0:12.51)	0:12.88 [9] (0:12.88)
Average Speed [km/h]	50.6	62.3	60.9	56.5	55.1	54.5	57.5	59.0	57.5	55.4
Top Speed [km/h]	63.2	63.3	62.8	58.2	55.9	55.8	59.4	59.4	59.4	57.0
Avg. Dist. to Rail [m]	3.4	1.3	2.6	2.7	2.4	3.1	2.8	1.8	3.9	2.8
Avg. Stride Freq. [Hz]	2.2	2.3	2.3	2.2	2.2	2.2	2.2	2.3	2.2	2.2
Avg. Stride Length [m]	6.3	7.6	7.5	7.2	7.0	7.0	7.2	7.2	7.2	7.0



- [ ] Ranking at each section and finish
- .-.- No data available at this section
- NA No data available