



Sunshine Coast Poly Track QLD Professional
 Race 7: VALE GERRY HIGGINS Class 3 Handicap - 1000m
 15 March 2024 - 21:10



Track Rating: Synthetic, Weather: Fine, Rail Position: True

Section		Overall	800m	600m	400m	200m	Last 600m					
Field Times		0:58.55 (0:13.43)	0:45.12 (0:11.18)	0:33.94 (0:11.26)	0:22.68 (0:11.21)	0:11.47 (0:11.47)	0:33.94					
Rank	TAB Horse/Jockey	Barrier	Top Speed [km/h]	Fastest Section	Margin					Distance Travelled [m]		
1	3 HEARTONI Cody Collis	3	66.5	0:11.02	0:58.55 [1] (0:13.59)	0:44.96 [2] (0:11.02)	0:33.94 [1] (0:11.26)	0:22.68 [1] (0:11.21)	0:11.47 [1] (0:11.47)	0:58.55	0:33.94	
2	5 ADALIE Ryan Maloney	5	67.6	0:11.19	0:58.89 [2] (0:13.43)	0:45.46 [1] (0:11.25)	0:34.21 [2] (0:11.28)	0:22.93 [2] (0:11.19)	0:11.74 [2] (0:11.74)	1.8L	0:34.21	+6
3	2 WATERWORLD Michael Cahill	2	68.5	0:10.96	0:59.14 [3] (0:13.80)	0:45.34 [4] (0:10.96)	0:34.38 [3] (0:11.44)	0:22.94 [4] (0:11.10)	0:11.84 [3] (0:11.84)	3.1L	0:34.38	+9
4	4 OUR RED PLANET Jim Byrne	4	67.0	0:11.05	0:59.15 [4] (0:13.81)	0:45.34 [5] (0:11.05)	0:34.29 [5] (0:11.25)	0:23.04 [3] (0:11.30)	0:11.74 [4] (0:11.74)	3.2L	0:34.29	+3
5	7 BULSARA Shania Willis	7	67.9	0:11.12	1:00.46 [5] (0:13.70)	0:46.76 [3] (0:11.12)	0:35.64 [4] (0:11.44)	0:24.20 [5] (0:11.64)	0:12.56 [5] (0:12.56)	10.7L	0:35.64	+5

Scratched: Ready To Torque (#6), Master Showman (#1)

[] Ranking at each section and finish
 -:-:- No data available at this section
 NA No data available

SCN Saddle cloth number
 DNF Did not finish
 DNT Did not track



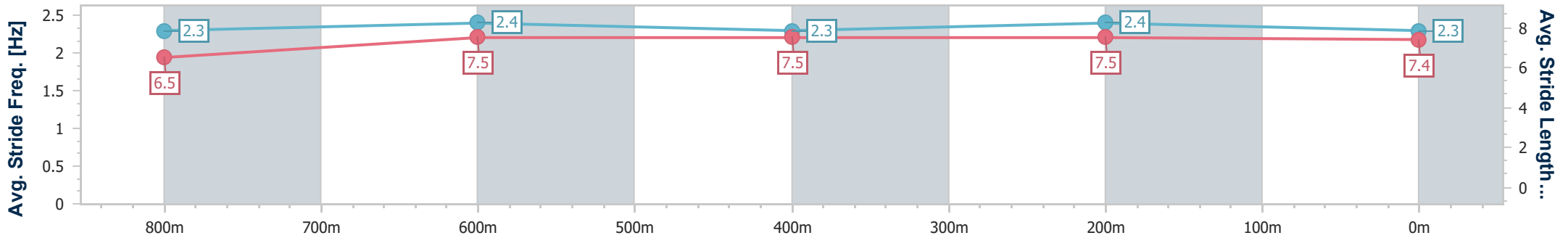
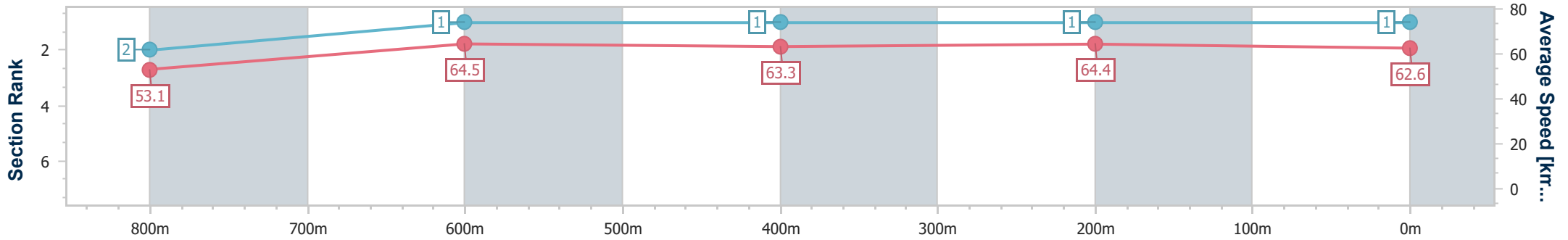
Horse/Jockey Name	Heartoni
Final Rank	1
Fastest Section Time (Section)	0:11.02 (800m)
Top Speed [km/h] (Section)	66.5 (Overall)
Race State	Finished



Sunshine Coast Poly Track QLD Professional
 Race 7: VALE GERRY HIGGINS Class 3 Handicap - 1000m
 15 March 2024 - 21:10
 Track Rating: Synthetic, Weather: Fine, Rail Position: True



Section	Overall	800m	600m	400m	200m
Section Times	0:58.55 [1] (0:13.59)	0:44.96 [2] (0:11.02)	0:33.94 [1] (0:11.26)	0:22.68 [1] (0:11.21)	0:11.47 [1] (0:11.47)
Average Speed [km/h]	53.1	64.5	63.3	64.4	62.6
Top Speed [km/h]	66.5	66.2	64.1	65.1	65.1
Avg. Dist. to Rail [m]	1.1	1.4	1.4	0.2	1.1
Avg. Stride Freq. [Hz]	2.3	2.4	2.3	2.4	2.3
Avg. Stride Length [m]	6.5	7.5	7.5	7.5	7.4



- [] Ranking at each section and finish
- .-.- No data available at this section
- NA No data available



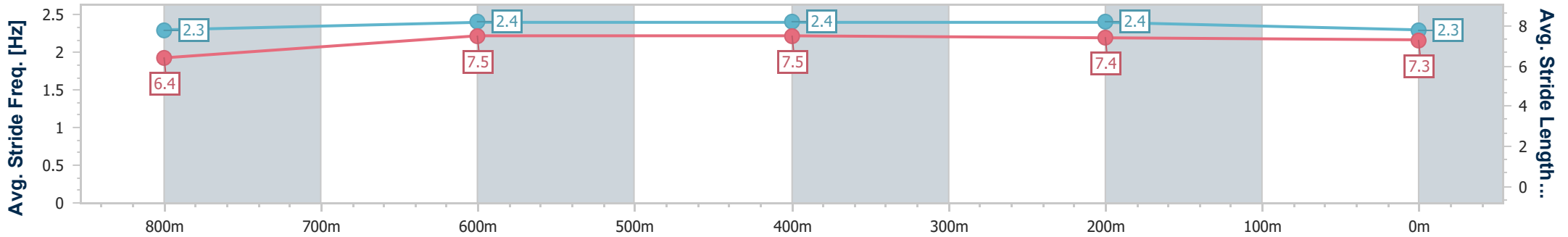
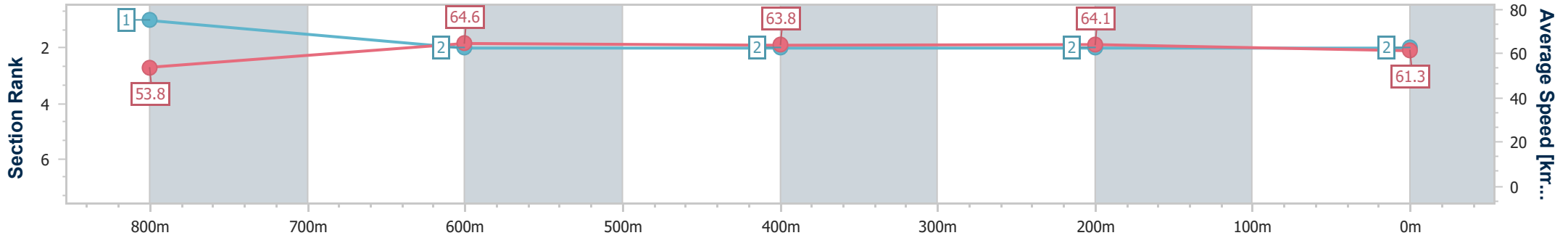
Horse/Jockey Name	Adalie
Final Rank	2
Fastest Section Time (Section)	0:11.19 (400m)
Top Speed [km/h] (Section)	67.6 (Overall)
Race State	Finished



Sunshine Coast Poly Track QLD Professional
 Race 7: VALE GERRY HIGGINS Class 3 Handicap - 1000m
 15 March 2024 - 21:10
 Track Rating: Synthetic, Weather: Fine, Rail Position: True



Section	Overall	800m	600m	400m	200m
Section Times	0:58.89 [2] (0:13.43)	0:45.46 [1] (0:11.25)	0:34.21 [2] (0:11.28)	0:22.93 [2] (0:11.19)	0:11.74 [2] (0:11.74)
Average Speed [km/h]	53.8	64.6	63.8	64.1	61.3
Top Speed [km/h]	67.6	66.8	66.0	66.0	63.5
Avg. Dist. to Rail [m]	5.2	1.4	0.4	0.7	1.6
Avg. Stride Freq. [Hz]	2.3	2.4	2.4	2.4	2.3
Avg. Stride Length [m]	6.4	7.5	7.5	7.4	7.3



- [] Ranking at each section and finish
- .-.- No data available at this section
- NA No data available



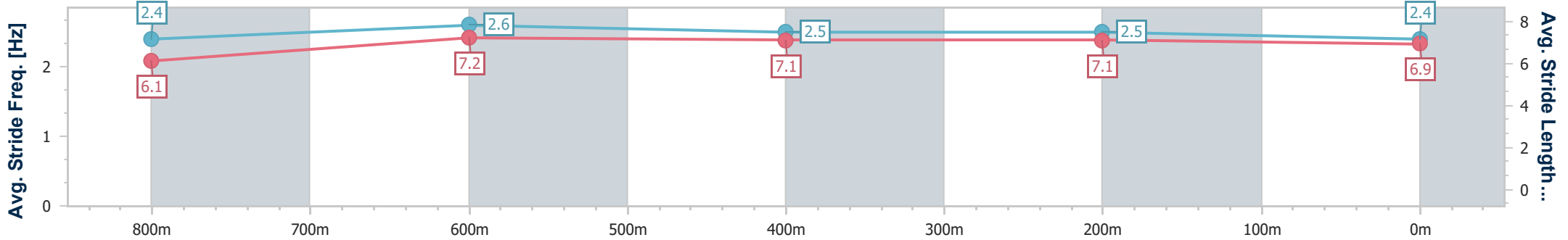
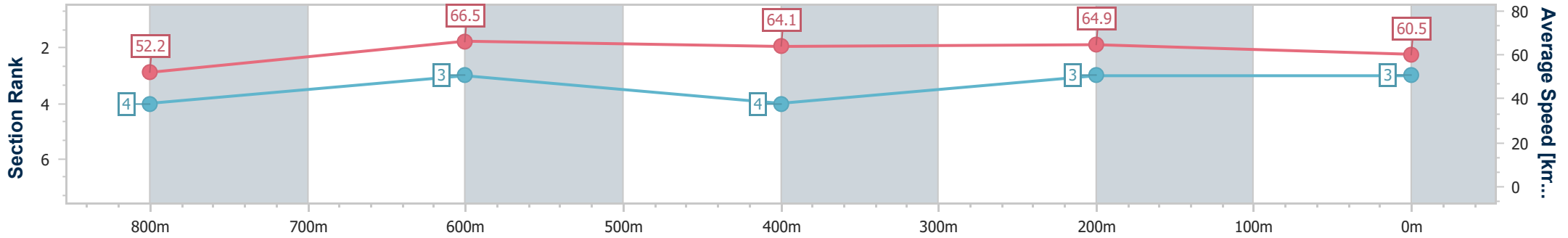
Horse/Jockey Name	Waterworld
Final Rank	3
Fastest Section Time (Section)	0:10.96 (800m)
Top Speed [km/h] (Section)	68.5 (Overall)
Race State	Finished



Sunshine Coast Poly Track QLD Professional
 Race 7: VALE GERRY HIGGINS Class 3 Handicap - 1000m
 15 March 2024 - 21:10
 Track Rating: Synthetic, Weather: Fine, Rail Position: True



Section	Overall	800m	600m	400m	200m
Section Times	0:59.14 [3] (0:13.80)	0:45.34 [4] (0:10.96)	0:34.38 [3] (0:11.44)	0:22.94 [4] (0:11.10)	0:11.84 [3] (0:11.84)
Average Speed [km/h]	52.2	66.5	64.1	64.9	60.5
Top Speed [km/h]	68.5	68.4	65.2	65.6	63.9
Avg. Dist. to Rail [m]	4.3	1.8	2.5	3.3	4.2
Avg. Stride Freq. [Hz]	2.4	2.6	2.5	2.5	2.4
Avg. Stride Length [m]	6.1	7.2	7.1	7.1	6.9



- [] Ranking at each section and finish
- .-.- No data available at this section
- NA No data available



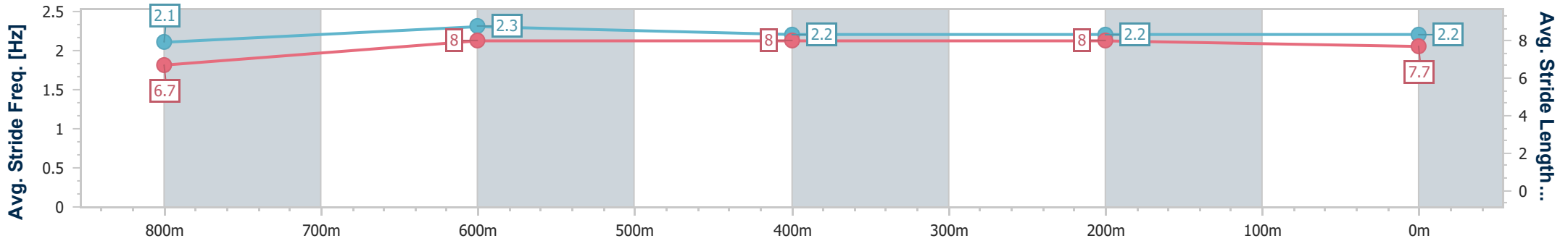
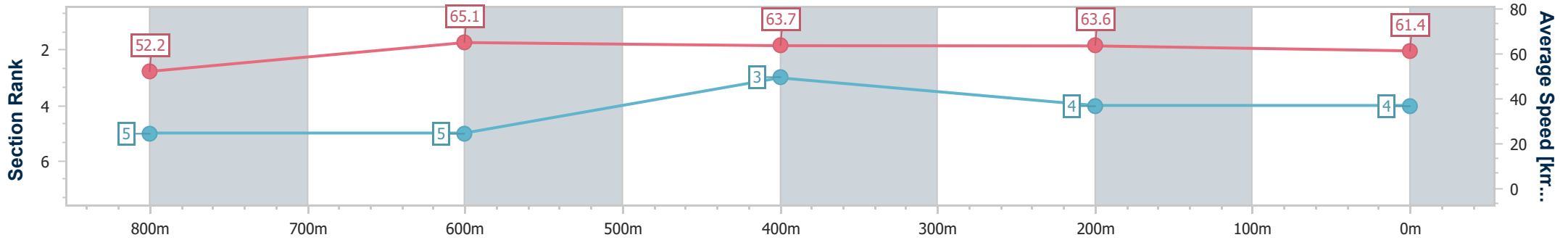
Horse/Jockey Name	Our Red Planet
Final Rank	4
Fastest Section Time (Section)	0:11.05 (800m)
Top Speed [km/h] (Section)	67.0 (800m)
Race State	Finished



Sunshine Coast Poly Track QLD Professional
 Race 7: VALE GERRY HIGGINS Class 3 Handicap - 1000m
 15 March 2024 - 21:10
 Track Rating: Synthetic, Weather: Fine, Rail Position: True



Section	Overall	800m	600m	400m	200m
Section Times	0:59.15 [4] (0:13.81)	0:45.34 [5] (0:11.05)	0:34.29 [5] (0:11.25)	0:23.04 [3] (0:11.30)	0:11.74 [4] (0:11.74)
Average Speed [km/h]	52.2	65.1	63.7	63.6	61.4
Top Speed [km/h]	65.7	67.0	64.4	64.7	63.1
Avg. Dist. to Rail [m]	3.1	0.8	0.9	1.3	3.4
Avg. Stride Freq. [Hz]	2.1	2.3	2.2	2.2	2.2
Avg. Stride Length [m]	6.7	8.0	8.0	8.0	7.7



- [] Ranking at each section and finish
- .-.- No data available at this section
- NA No data available



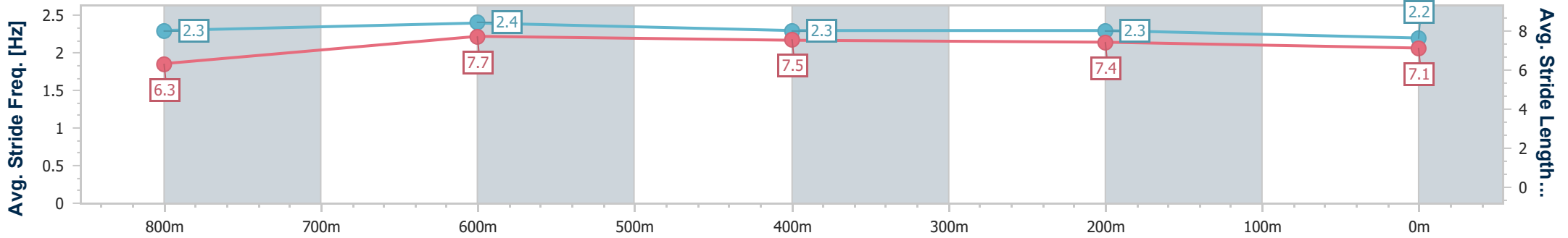
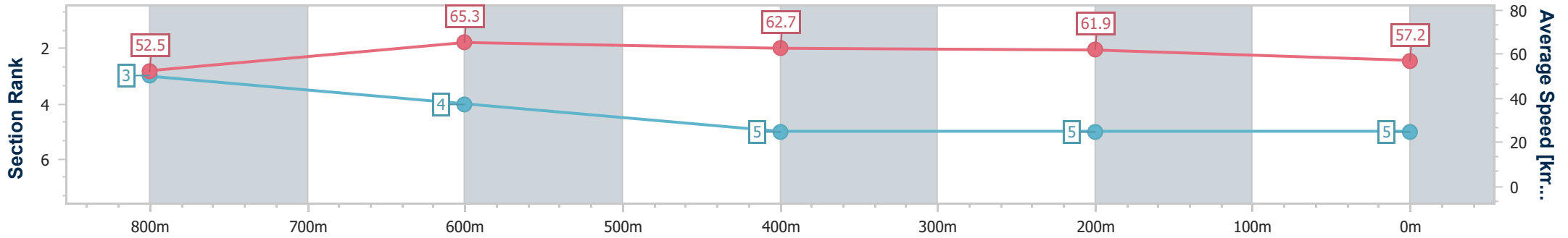
Horse/Jockey Name	Bulsara
Final Rank	5
Fastest Section Time (Section)	0:11.12 (800m)
Top Speed [km/h] (Section)	67.9 (800m)
Race State	Finished



Sunshine Coast Poly Track QLD Professional
 Race 7: VALE GERRY HIGGINS Class 3 Handicap - 1000m
 15 March 2024 - 21:10
 Track Rating: Synthetic, Weather: Fine, Rail Position: True



Section	Overall	800m	600m	400m	200m
Section Times	1:00.46 [5] (0:13.70)	0:46.76 [3] (0:11.12)	0:35.64 [4] (0:11.44)	0:24.20 [5] (0:11.64)	0:12.56 [5] (0:12.56)
Average Speed [km/h]	52.5	65.3	62.7	61.9	57.2
Top Speed [km/h]	67.8	67.9	64.7	63.2	59.4
Avg. Dist. to Rail [m]	4.4	1.1	0.3	2.2	4.3
Avg. Stride Freq. [Hz]	2.3	2.4	2.3	2.3	2.2
Avg. Stride Length [m]	6.3	7.7	7.5	7.4	7.1



- [] Ranking at each section and finish
- .-.- No data available at this section
- NA No data available